



WS1-18 HUMIDISPRAY® HUMIDIFIER

WS1-18

Bulletin #490029

September 1994

Supersedes December 15, 1982

Applications

- Applicable to most forced air installations.
- Installs on return air plenum or duct and connects to the supply plenum or duct with flexible pipe provided.
- Right or left hand air flow available.
- Humidifier shipped in one package.

Sequence of Operation

- By-passed supply (warm) air flows through the polyester foam filter media.
- Air is moistened by a fine spray of water from the nozzle assembly.
- Air re-enters air stream on return air side.

Cabinet

- Rugged one piece molded plastic.
- Water tight and corrosion resistant.
- Large front access door, which permits total access when removed.
- Colored to match Lennox furnaces.
- Humidifier service instructions molded inside of door.

Polyester Foam Filter Media

- Provides large evaporation capacity.
- Easy to clean using warm water and detergent.
- Filter media and stainless steel wire media support frame is easily removed and replaced for servicing.

Overflow Drain Furnished

- Molded drain fitting in bottom of cabinet.
- Drain hose and clamp provided.

Damper Starting Collar

- 6 inch (152 mm) starting collar with damper/air scoop furnished for supply air connection in plenum or duct.
- Pull chain for manual closing.
- Flexible 6 inch (152 mm) pipe and clamps for connection of collar to nozzle assembly inlet collar on humidifier.

Saddle Valve Furnished

- All necessary fittings furnished as standard equipment.
- Field installs in the water supply line.

Transformer Furnished

- 20VA (120/24 VAC) is furnished as standard equipment.
- Mounts in or near furnace wiring junction box.

Humidistat Furnished

- Can be mounted on wall or duct.
- Provides automatic control of room relative humidity.
- Wired in series with the humidifier water solenoid valve.
- Has adjustable setting.

Nozzle Assembly

- Consists of 6 inch (152mm) plastic collar, nozzle spray assembly and 24 volt solenoid valve (with integral mesh strainer) in one assembly.
- Assembly inserts (twist & lock) in right or left opening of cabinet.
- End cap furnished to insert in opening not being used.

OPTIONAL ACCESSORIES (Must Be Ordered Extra)**Filter Media (21308)**


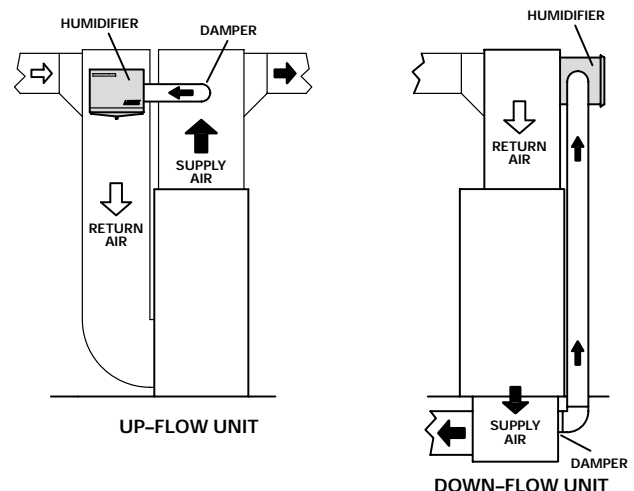
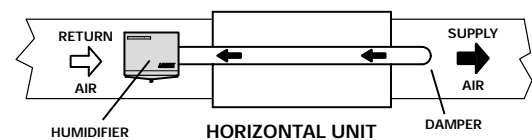
- Replaces Polyester Foam Filter Media when necessary.

Deluxe Humidistat (38648)

- Can be mounted on wall or duct.
- Outdoor temperature and corresponding recommended humidistat settings on face plate for reference.

Current Sensing Relay (26G12)

- Furnaces without accessory terminal connection, require a current sensing relay to control solenoid water valve.

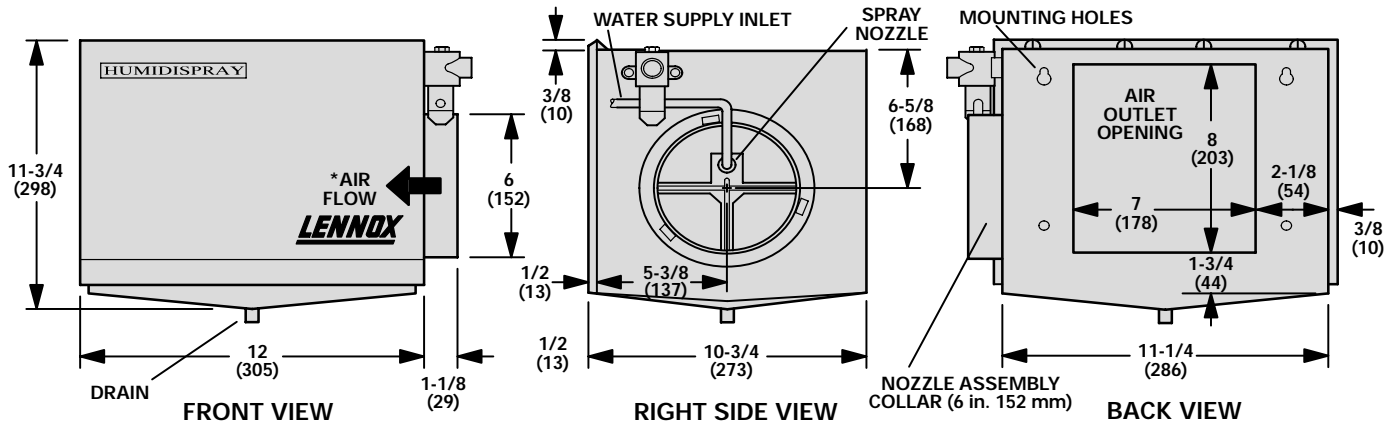
**Typical Applications**

SPECIFICATIONS

Model No.		*WS1-18
Evaporation Capacity	U.S. gal./day	18
	L/day	68
Filter media size	in.	13-7/8 x 12-1/2 x 1/2
	mm	352 x 318 x 13
Water supply connection – in. (mm)		1/4 (6) compression
Drain connection out side diameter – in. (mm)		3/4 (19) I.D.
Power input — W		10
Electrical characteristics		220/240V — 50hz — 1ph
Shipping weight – lbs. (kg) (1 pkg)		15 (7)

*At 140°F (60°C) supply air temperature, .20 in. w.g. (50 Pa) static pressure and 30% return air relative humidity.

DIMENSIONS — mm (inches)



*NOTE — Right hand inlet air shown. Relocate inlet collar and motor assembly to obtain left hand inlet air.

PERFORMANCE DATA

