



# Gas Furnaces AF92

## TECHNICAL SPECIFICATIONS

- Heavy-gauge, pre-painted cabinet provides corrosion protection
- Upflow/horizontal-left and counter-flow/horizontal-right applications
- Direct vent or non-direct vent systems; concentric vent termination approved
- Crimped, aluminized steel heat exchanger and secondary stainless steel condensing heat exchanger for longer life
- Run-tested at the factory to ensure reliable performance
- Time Delay for AC SEER enhancement
- Three-speed blower motor
- Diagnostic door for easy troubleshooting
- Integrated furnace control with diagnostics and 115V HSI system
- Twinning compatible
- Certified to ANSI and CSA standards
- Five-amp fused low-voltage circuit protection
- Powered air cleaner, humidifier and continuous fan connections
- Common LP kit for all Aire-Flo gas furnaces

**Up To 92.1% AFUE**  
**50,000 to 125,000 Btuh Input**  
**1.5 to 5 Tons Add-On Cooling**



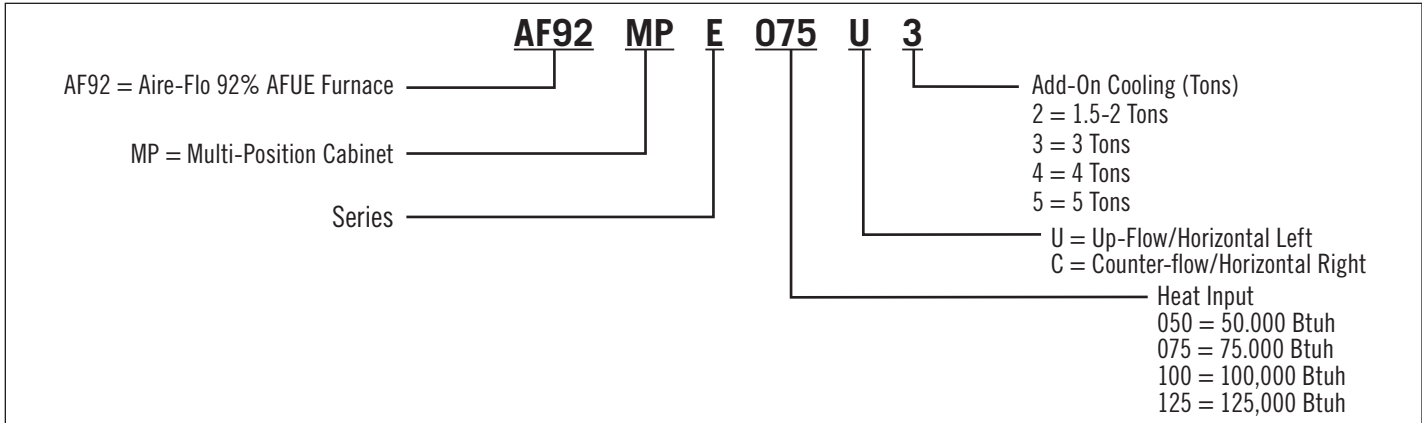
## Warranty

Heat Exchanger - 20 Year Limited  
Parts - 5 Year Limited

# Gas Furnaces

## AF92

### Model Number Identification



### Specifications - Up-Flow

| Model No.                                                                       | AF92MPE050U2                                           | AF92MPE050U3                     | AF92MPE075U2                     | AF92MPE075U3                     |
|---------------------------------------------------------------------------------|--------------------------------------------------------|----------------------------------|----------------------------------|----------------------------------|
| Gas                                                                             | Natural (LP with Conversion Kit)                       | Natural (LP with Conversion Kit) | Natural (LP with Conversion Kit) | Natural (LP with Conversion Kit) |
| Input Rate (BTU per Hour)                                                       | 50,000                                                 | 50,000                           | 75,000                           | 75,000                           |
| Heating Capacity (BTU per Hour)                                                 | 46,000                                                 | 46,000                           | 70,000                           | 70,000                           |
| AFUE (Isolated Combustion System)                                               | 92.1%                                                  | 92.1%                            | 92.1%                            | 92.1%                            |
| Temperature Rise                                                                | 40-70°F                                                | 35-65°F                          | 45-75°F                          | 40-70°F                          |
| Volts/Phase/Hertz                                                               | 115/1/60                                               | 115/1/60                         | 115/1/60                         | 115/1/60                         |
| Static Pressure (Certified Maximum)                                             | Certified for 0.50" W.C. Maximum External Static       |                                  |                                  |                                  |
| Blower Motor Horsepower                                                         | 1/4                                                    | 1/3                              | 1/4                              | 1/3                              |
| Blower Wheel Size (Diameter x Width)                                            | 10 x 6                                                 | 10 x 6                           | 10 x 6                           | 10 x 6                           |
| Number of Heat Exchangers                                                       | 2                                                      | 2                                | 3                                | 3                                |
| Flue and Air Inlet Pipe (Diameter)<br>(Schedule 40PVC, CPBC or ABS used on all) | 2                                                      | 2                                | 2                                | 2                                |
| Limit Control, Snap Disk Style                                                  | 170°F                                                  | 170°F                            | 170°F                            | 170°F                            |
| Gas Valve/Ignition Control                                                      | Integrated Furnace Control with 115 VAC HSI Systems    |                                  |                                  |                                  |
| Transformer                                                                     | 40 Va. 115 VAC Primary, 24 VAC Secondary, Foot-Mounted |                                  |                                  |                                  |
| Maximum Outlet Temperature                                                      | 180°F                                                  | 180°F                            | 180°F                            | 180°F                            |
| Shipping Weight                                                                 | 152                                                    | 152                              | 158                              | 158                              |

| Model No.                                                                       | AF92MPE100U3                                           | AF92MPE100U4                     | AF92MPE125U5                     |
|---------------------------------------------------------------------------------|--------------------------------------------------------|----------------------------------|----------------------------------|
| Gas                                                                             | Natural (LP with Conversion Kit)                       | Natural (LP with Conversion Kit) | Natural (LP with Conversion Kit) |
| Input Rate (BTU per Hour)                                                       | 100,000                                                | 100,000                          | 125,000                          |
| Heating Capacity (BTU per Hour)                                                 | 93,000                                                 | 93,000                           | 116,000                          |
| AFUE (Isolated Combustion System)                                               | 92.1%                                                  | 92.1%                            | 92.1%                            |
| Temperature Rise                                                                | 40-70°F                                                | 40-70°F                          | 45-75°F                          |
| Volts/Phase/Hertz                                                               | 115/1/60                                               | 115/1/60                         | 115/1/60                         |
| Static Pressure (Certified Maximum)                                             | Certified for 0.50" W.C. Maximum External Static       |                                  |                                  |
| Blower Motor Horsepower                                                         | 1/3"                                                   | 1/2"                             | 3/4"                             |
| Blower Wheel Size (Diameter x Width)                                            | 10 x 9                                                 | 12 x 9                           | 12 x 12                          |
| Number of Heat Exchangers                                                       | 4                                                      | 4                                | 5                                |
| Flue and Air Inlet Pipe (Diameter)<br>(Schedule 40PVC, CPBC or ABS used on all) | 2                                                      | 2                                | 2                                |
| Limit Control, Snap Disk Style                                                  | 170°F                                                  | 170°F                            | 170°F                            |
| Gas Valve/Ignition Control                                                      | Integrated Furnace Control with 115 VAC HSI Systems    |                                  |                                  |
| Transformer                                                                     | 40 VA, 115 VAC Primary, 24 VAC Secondary, Foot-Mounted |                                  |                                  |
| Maximum Outlet Temperature                                                      | 180°F                                                  | 180°F                            | 180°F                            |
| Shipping Weight                                                                 | 187                                                    | 187                              | 217                              |

# Gas Furnaces AF92

## Accessories - Up-Flow

| Model No.                                        | AF92MPE050U2<br>AF92MPE050U3<br>AF92MPE075U2<br>AF92MPE075U3 | AF92MPE100U3<br>AF92MPE100U4 | AF92MPE125U5 |
|--------------------------------------------------|--------------------------------------------------------------|------------------------------|--------------|
| Natural to LP Gas Conversion Kit                 | 77M84                                                        | 77M84                        | 77M84        |
| Natural to LP Gas Conversion Kit (High Altitude) | 77M86                                                        | 77M86                        | 77M86        |
| Filter Rack Kit                                  | 68L75                                                        | 68L75                        | 68L76        |

## Blower Data - Up-Flow

| Model No.                                 | AF92MPE050U2<br>(10 x 6 Wheel) (1/4 HP Motor) |        |      | AF92MPE050U3<br>(10 x 6 Wheel) (1/3 HP Motor) |        |      | AF92MPE075U2<br>(10 x 6 Wheel) (1/4 HP Motor) |        |      | AF92MPE075U3<br>(10 x 6 Wheel) (1/3 HP Motor) |        |      |
|-------------------------------------------|-----------------------------------------------|--------|------|-----------------------------------------------|--------|------|-----------------------------------------------|--------|------|-----------------------------------------------|--------|------|
|                                           | Low                                           | Medium | High | Low                                           | Medium | High | Low                                           | Medium | High | Low                                           | Medium | High |
| CFM @ external static pressure (in. w.c.) |                                               |        |      |                                               |        |      |                                               |        |      |                                               |        |      |
| 0.10                                      | 677                                           | 857    | 1111 | 614                                           | 966    | 1324 | 1111                                          | 1180   | 1284 | 961                                           | 1458   | 1571 |
| 0.20                                      | 665                                           | 848    | 1081 | 622                                           | 975    | 1330 | 1087                                          | 1164   | 1259 | 969                                           | 1405   | 1544 |
| 0.30                                      | 646                                           | 828    | 1047 | 621                                           | 972    | 1317 | 1048                                          | 1132   | 1222 | 964                                           | 1345   | 1502 |
| 0.40                                      | 618                                           | 798    | 1068 | 610                                           | 956    | 1286 | 995                                           | 1083   | 1172 | 946                                           | 1278   | 1446 |
| 0.50                                      | 582                                           | 757    | 966  | 590                                           | 928    | 1236 | 928                                           | 1018   | 1110 | 915                                           | 1205   | 1376 |
| 0.60                                      | 538                                           | 706    | 920  | 561                                           | 888    | 1167 | 846                                           | 937    | 1035 | 871                                           | 1125   | 1291 |
| 0.70                                      | 486                                           | 644    | 870  | 522                                           | 835    | 1080 | 751                                           | 840    | 948  | 813                                           | 1038   | 1192 |
| 0.80                                      | 425                                           | 572    | 815  | 474                                           | 770    | 974  | 640                                           | 726    | 848  | 743                                           | 944    | 1078 |
| 0.90                                      | 357                                           | 490    | 757  | 417                                           | 693    | 850  | 516                                           | 596    | 736  | 659                                           | 843    | 950  |
| 1.00                                      | 280                                           | 397    | 695  | 350                                           | 603    | 707  | 377                                           | 450    | 611  | 562                                           | 735    | 807  |

| Model No.                                 | AF92MPE100U3<br>(10 x 9 Wheel) (1/3 HP Motor) |        |      | AF92MPE100U4<br>(12 x 9 Wheel) (1/2 HP Motor) |        |      | AF92MPE125U5<br>(12 x 12 Wheel) (3/4 HP Motor) |        |      |
|-------------------------------------------|-----------------------------------------------|--------|------|-----------------------------------------------|--------|------|------------------------------------------------|--------|------|
|                                           | Low                                           | Medium | High | Low                                           | Medium | High | Low                                            | Medium | High |
| CFM @ external static pressure (in. w.c.) |                                               |        |      |                                               |        |      |                                                |        |      |
| 0.10                                      | 1018                                          | 1312   | 1600 | 1223                                          | 1513   | 1825 | 1410                                           | 1853   | 2427 |
| 0.20                                      | 1017                                          | 1294   | 1571 | 1211                                          | 1493   | 1801 | 1394                                           | 1799   | 2331 |
| 0.30                                      | 1005                                          | 1262   | 1526 | 1194                                          | 1466   | 1767 | 1368                                           | 1742   | 2232 |
| 0.40                                      | 980                                           | 1216   | 1463 | 1171                                          | 1433   | 1724 | 1332                                           | 1680   | 2131 |
| 0.50                                      | 944                                           | 1157   | 1383 | 1142                                          | 1393   | 1672 | 1287                                           | 1614   | 2028 |
| 0.60                                      | 896                                           | 1084   | 1286 | 1107                                          | 1347   | 1610 | 1232                                           | 1544   | 1922 |
| 0.70                                      | 836                                           | 998    | 1172 | 1067                                          | 1295   | 1539 | 1167                                           | 1470   | 1814 |
| 0.80                                      | 765                                           | 898    | 1040 | 1021                                          | 1236   | 1459 | 1092                                           | 1391   | 1703 |
| 0.90                                      | 681                                           | 784    | 892  | 970                                           | 1170   | 1369 | 1007                                           | 1309   | 1590 |
| 1.00                                      | 586                                           | 657    | 726  | 913                                           | 1098   | 1270 | 912                                            | 1222   | 1474 |

# Gas Furnaces AF92

## Maximum Vent Lengths – Up-Flow

| Number of Elbows | 2 Inch Diameter Non-Direct Vent (1 Pipe) & Direct Vent (2 Pipe) System |              |              |              |              |              |              |
|------------------|------------------------------------------------------------------------|--------------|--------------|--------------|--------------|--------------|--------------|
|                  | AF92MPE050U2                                                           | AF92MPE050U3 | AF92MPE075U2 | AF92MPE075U3 | AF92MPE100U3 | AF92MPE100U4 | AF92MPE125U5 |
| 1                | 60                                                                     | 60           | 60           | 60           | 35           | 35           | 20           |
| 2                | 58                                                                     | 58           | 58           | 58           | 30           | 30           | 15           |
| 3                | 55                                                                     | 55           | 55           | 55           | 24           | 24           | 9            |
| 4                | 53                                                                     | 53           | 53           | 53           | 18           | 18           | 4            |
| 5                | 50                                                                     | 50           | 50           | 50           | 12           | 12           | ---          |

| Number of Elbows | 3 Inch Diameter Non-Direct Vent (1 Pipe) System |              |              |              | 3 Inch Diameter Non-Direct Vent (1 Pipe) & Direct Vent (2 Pipe) System |              |              |
|------------------|-------------------------------------------------|--------------|--------------|--------------|------------------------------------------------------------------------|--------------|--------------|
|                  | AF92MPE050U2                                    | AF92MPE050U3 | AF92MPE075U2 | AF92MPE075U3 | AF92MPE100U3                                                           | AF92MPE100U4 | AF92MPE125U5 |
| 1                | 80                                              | 80           | 80           | 80           | 65                                                                     | 65           | 65           |
| 2                | 76                                              | 76           | 76           | 76           | 61                                                                     | 61           | 61           |
| 3                | 73                                              | 73           | 73           | 73           | 58                                                                     | 58           | 58           |
| 4                | 70                                              | 70           | 70           | 70           | 55                                                                     | 55           | 55           |
| 5                | 65                                              | 65           | 65           | 65           | 50                                                                     | 50           | 50           |

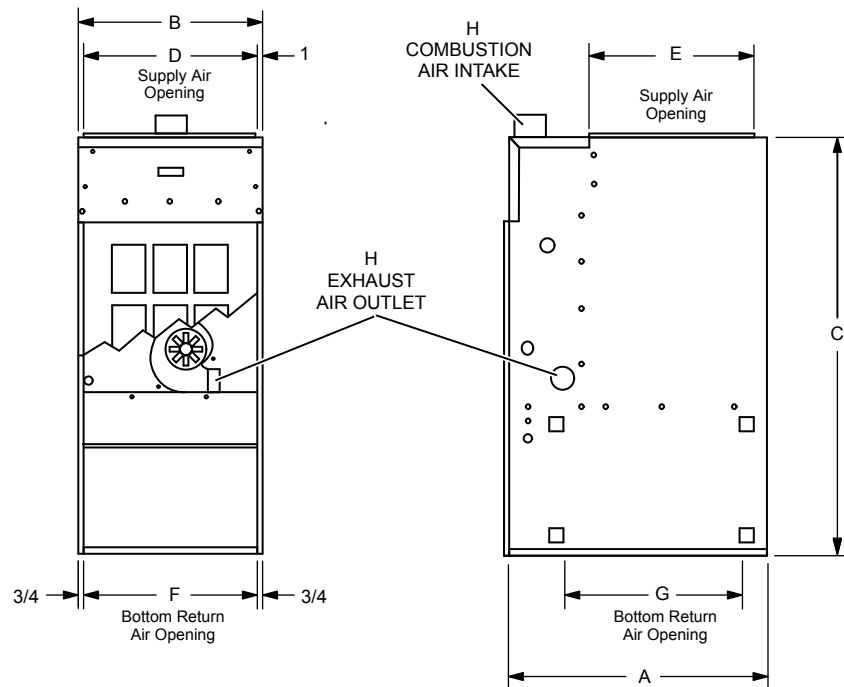
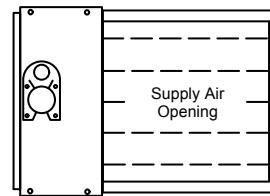
NOTE - PVC, CPVC or ABS Schedule 40 Pipe.

# Gas Furnaces AF92

## Dimensions (in.) Up-Flow

| Model No.                            | AF92MPE050U2 | AF92MPE050U3 | AF92MPE075U2 | AF92MPE075U3 | AF92MPE100U3 | AF92MPE100U4 | AF92MPE125U5 |
|--------------------------------------|--------------|--------------|--------------|--------------|--------------|--------------|--------------|
| Cabinet Length (A)                   | 29-1/2       | 29-1/2       | 29-1/2       | 29-1/2       | 29-1/2       | 29-1/2       | 29-1/2       |
| Cabinet Width (B)                    | 13-1/2       | 13-1/2       | 13-1/2       | 13-1/2       | 17           | 17           | 20-1/2       |
| Cabinet Height (C)                   | 47-3/8       | 47-3/8       | 47-3/8       | 47-3/8       | 47-3/8       | 47-3/8       | 47-3/8       |
| Supply Duct Opening (D)              | 11-1/2       | 11-1/2       | 11-1/2       | 11-1/2       | 15           | 15           | 18-1/2       |
| Supply Duct Opening (E)              | 18-15/16     | 18-15/16     | 18-15/16     | 18-15/16     | 18-15/16     | 18-15/16     | 18-15/16     |
| Return Duct Opening <sup>1</sup> (F) | 12           | 12           | 12           | 12           | 15-1/2       | 15-1/2       | 19           |
| Return Duct Opening <sup>1</sup> (G) | 21-5/8       | 21-5/8       | 21-5/8       | 21-5/8       | 21-5/8       | 21-5/8       | 21-5/8       |
| Air Inlet & Vent Pipe Diameter (H)   | 2            | 2            | 2            | 2            | 2            | 2            | 2            |

<sup>1</sup> Bottom door removed.



# Gas Furnaces

## AF92

### Specifications - Counter-Flow

| Model No.                                                                       | AF92MPB050C3                                           | AF92MPB075C3                     | AF92MPB100C4                     | AF92MPEB125C5                    |
|---------------------------------------------------------------------------------|--------------------------------------------------------|----------------------------------|----------------------------------|----------------------------------|
| Gas                                                                             | Natural (LP with Conversion Kit)                       | Natural (LP with Conversion Kit) | Natural (LP with Conversion Kit) | Natural (LP with Conversion Kit) |
| Input Rate (BTU per Hour)                                                       | 50,000                                                 | 75,000                           | 100,000                          | 125,000                          |
| AFUE (Isolated Combustion System)                                               | 92%                                                    | 92%                              | 92%                              | 92%                              |
| Temperature Rise                                                                | 35-65°F                                                | 40-70°F                          | 40-70°F                          | 40-70°F                          |
| Volts/Phase/Hertz                                                               | 115/1/60                                               | 115/1/60                         | 115/1/60                         | 115/1/60                         |
| Static Pressure (Certified Maximum)                                             | Certified for 0.50" W.C. Maximum External Static       |                                  |                                  |                                  |
| Blower Motor Horsepower                                                         | 1/3                                                    | 1/3                              | 1/2                              | 3/4                              |
| Blower Wheel Size (Diameter x Width)                                            | 10 x 6                                                 | 10 x 6                           | 12 x 9                           | 12 x 12                          |
| Number of Heat Exchangers                                                       | 2                                                      | 3                                | 4                                | 5                                |
| Flue and Air Inlet Pipe (Diameter)<br>(Schedule 40PVC, CPBC or ABS used on all) | 2                                                      | 2                                | 3                                | 3                                |
| Limit Control, Snap Disk Style                                                  | 150°F                                                  | 170°F                            | 170°F                            | 170°F                            |
| Gas Valve/Ignition Control                                                      | Integrated Furnace Control with 115 VAC HSI Systems    |                                  |                                  |                                  |
| Transformer                                                                     | 40 VA, 115 VAC Primary, 24 VAC Secondary, Foot-Mounted |                                  |                                  |                                  |
| Maximum Outlet Temperature                                                      | 180°F                                                  | 180°F                            | 180°F                            | 180°F                            |
| Shipping Weight                                                                 | 152                                                    | 158                              | 187                              | 217                              |

### Accessories - Counter-Flow

| Model No.                                        | AF92MPB050C3<br>AF92MPB075C3 | AF92MPB100C4 | AF92MPEB125C5 |
|--------------------------------------------------|------------------------------|--------------|---------------|
| Floor Base For Counter-Flow                      | 68L77                        | 68L78        | 68L79         |
| Natural to LP Gas Conversion Kit                 | 77M84                        | 77M84        | 77M84         |
| Natural to LP Gas Conversion Kit (High Altitude) | 77M86                        | 77M86        | 77M86         |

# Gas Furnaces AF92

## Blower Data - Counter-Flow

| Model No. | AF92MPB050C3<br>(10 x 6 Wheel) (1/3 HP Motor) |        |      | AF92MPB075C3<br>(10 x 6 Wheel) (1/3 HP Motor) |        |      | AF92MPB100C4<br>(12 x 9 Wheel) (1/2 HP Motor) |        |      | AF92MPEB125C5<br>(12 x 12 Wheel) (3/4 HP Motor) |        |      |
|-----------|-----------------------------------------------|--------|------|-----------------------------------------------|--------|------|-----------------------------------------------|--------|------|-------------------------------------------------|--------|------|
|           | Low                                           | Medium | High | Low                                           | Medium | High | Low                                           | Medium | High | Low                                             | Medium | High |
| 0.10      | 1080                                          | 1330   | 1490 | 1080                                          | 1330   | 1490 | 1420                                          | 1715   | 2055 | 1425                                            | 1980   | 2395 |
| 0.20      | 1060                                          | 1280   | 1420 | 1060                                          | 1280   | 1420 | 1400                                          | 1690   | 2020 | 1400                                            | 1940   | 2340 |
| 0.30      | 1030                                          | 1225   | 1360 | 1030                                          | 1225   | 1360 | 1360                                          | 1665   | 1945 | 1375                                            | 1895   | 2275 |
| 0.40      | 1000                                          | 1175   | 1285 | 1000                                          | 1175   | 1285 | 1335                                          | 1610   | 1865 | 1345                                            | 1835   | 2210 |
| 0.50      | 965                                           | 1110   | 1205 | 965                                           | 1110   | 1250 | 1290                                          | 1550   | 1795 | 1320                                            | 1785   | 2115 |
| 0.60      | 905                                           | 1040   | 1125 | 905                                           | 1040   | 1125 | 1245                                          | 1480   | 1710 | 1290                                            | 1720   | 2025 |
| 0.70      | 840                                           | 965    | 1070 | 840                                           | 965    | 1070 | 1190                                          | 1400   | 1640 | 1245                                            | 1645   | 1925 |
| 0.80      | 765                                           | 875    | 985  | 765                                           | 875    | 985  | 1120                                          | 1320   | 1535 | 1185                                            | 1575   | 1825 |
| 0.90      | 655                                           | 770    | 880  | 655                                           | 770    | 880  | 1060                                          | 1245   | 1410 | 1120                                            | 1475   | 1720 |
| 1.00      | 525                                           | 630    | 750  | 525                                           | 630    | 750  | 995                                           | 1145   | 1340 | 1035                                            | 1385   | 1610 |

## Maximum Vent Lengths – Counter-Flow

| Number of Elbows | 2 Inch Diameter Non-Direct Vent (1 Pipe) System & Direct Vent (2 Pipe) System |             |
|------------------|-------------------------------------------------------------------------------|-------------|
|                  | AF92MB050C3                                                                   | AF92MB075C3 |
| 1                | 60                                                                            | 60          |
| 2                | 58                                                                            | 58          |
| 3                | 55                                                                            | 55          |
| 4                | 53                                                                            | 53          |
| 5                | 50                                                                            | 50          |

| Number of Elbows | 3 Inch Diameter Non-Direct Vent (1 Pipe) System & Direct Vent (2 Pipe) System |             |             |              |
|------------------|-------------------------------------------------------------------------------|-------------|-------------|--------------|
|                  | AF92MB050C3                                                                   | AF92MB075C3 | AF92MB100C4 | AF92MPB125C5 |
| 1                | 80                                                                            | 80          | 65          | 50           |
| 2                | 76                                                                            | 76          | 61          | 46           |
| 3                | 73                                                                            | 73          | 58          | 43           |
| 4                | 70                                                                            | 70          | 55          | 39           |
| 5                | 65                                                                            | 65          | 50          | 35           |

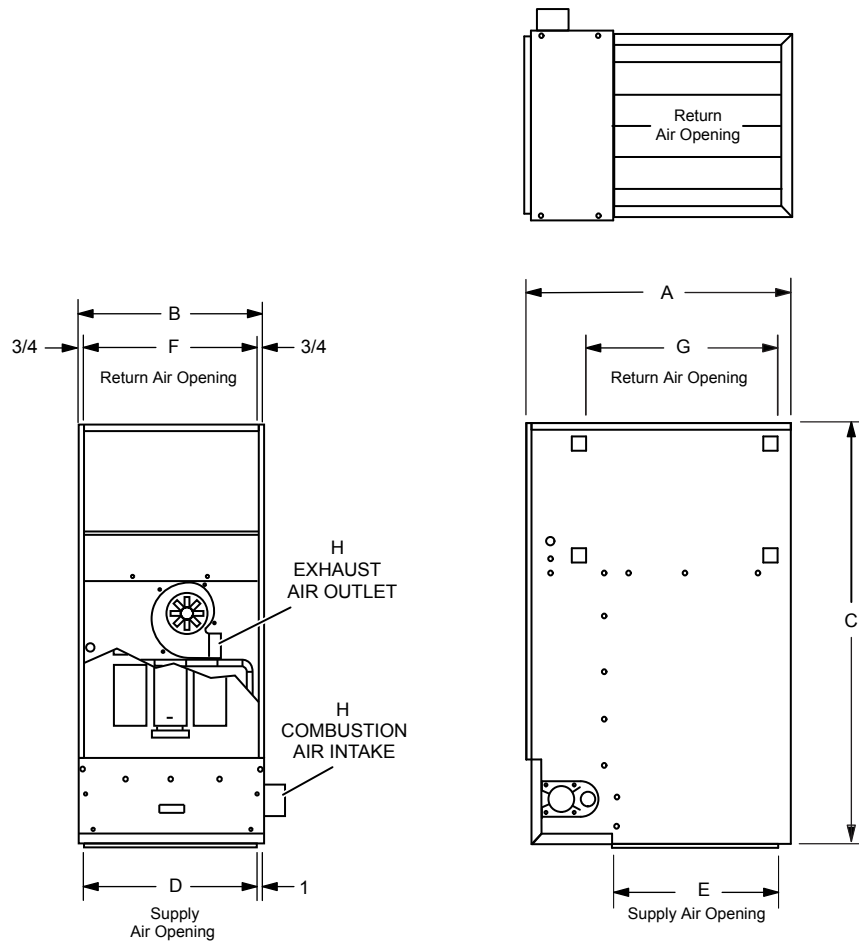
NOTE - PVC, CPVC or ABS Schedule 40 Pipe.

# Gas Furnaces

## AF92

### Dimensions (in.) Counter-Flow

| Model No.                          | AF92MPB050C3 | AF92MPB075C3 | AF92MPB100C4 | AF92MPEB125C5 |
|------------------------------------|--------------|--------------|--------------|---------------|
| Cabinet Length (A)                 | 29-1/2       | 29-1/2"      | 29-1/2       | 29-1/2        |
| Cabinet Width (B)                  | 13-1/2       | 13-1/2"      | 17           | 20-1/2        |
| Cabinet Height (C)                 | 47-3/8       | 47-3/8"      | 47-3/8       | 47-3/8        |
| Supply Duct Opening (D)            | 11-1/2       | 11-1/2"      | 15           | 18-1/2        |
| Supply Duct Opening (E)            | 18-15/16     | 18-15/16"    | 18-15/16     | 18-15/16      |
| Return Duct Opening* (F)           | 12           | 12"          | 15-1/2       | 19            |
| Return Duct Opening* (G)           | 21-5/8       | 21-5/8"      | 21-5/8       | 21-5/8        |
| Air Inlet & Vent Pipe Diameter (H) | 2            | 2            | 3            | 3             |



1.800.982.2333

www.aireflo-hvac.com



210510 (02/09)

© Aire-Flo Heating and Cooling, 2009