



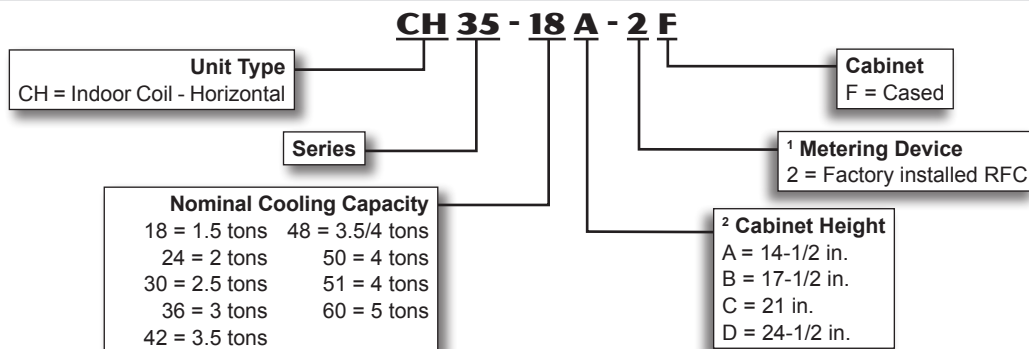
**PRODUCT SPECIFICATIONS**



**NOTE - Not available in all areas!  
Contact your nearest Lennox Sales Office for details.**

**1.5 to 5 Tons**

**MODEL NUMBER IDENTIFICATION**



<sup>1</sup> Factory installed RFC orifice must be replaced with a field installed expansion valve.  
<sup>2</sup> Furnaces with the same letter designation will physically match the indoor coil.

**FEATURES**

**CONTENTS**

Air Resistance.....	3
CH33 To CH35 Cross-Reference .....	5
Dimensions .....	4
Features.....	1
Model Number Identification.....	1
Specifications.....	2

**WARRANTY**

**All Covered Components** - Limited warranty for five years in residential applications, one year warranty in non-residential applications.

Refer to Lennox Equipment Limited Warranty certificate included with equipment for details.

**APPLICATIONS**

Lennox designed horizontal indoor coils can easily be installed with most Lennox horizontal furnaces.

Applicable to expansion valve systems only.

Expansion valve systems require field installed kit.

See Product Specifications in section Air Conditioners or Heat Pump Outdoor Units for indoor coil applications and cooling capacities.

*NOTE - Factory installed RFC orifice must be replaced with field installed expansion valve.*

**TESTING**

Tested with matching air conditioners and heat pump units.

Rated in accordance with AHRI Standard 210/240-2008 conditions and DOE test procedures.

Air resistance tests from Lennox Laboratory air test chamber.

## FEATURES

### REFRIGERANT SYSTEM

#### Coil Construction

Lennox Quantum™ Coil - Aluminum tubing, hairpins, distributor and header tubes.

Copper refrigerant sweat connections on both liquid and suction lines for easy brazing.

Ripple-edged aluminum fins.

Lanced fins provide maximum exposure of fin surface to air stream.

Rifled tubing provides superior refrigerant flow.

Non-corrosive, UV-resistant polymer drain pan with dual drain connections.

Sweat connections on both liquid and suction lines.

Liquid line seal nut section furnished for installation of expansion valve.

High pressure testing ensures leakproof construction.

### Optional Accessories

#### Expansion Valve Kits

Expansion valve available for field installation.

See Air Conditioners or Heat Pump Outdoor Units

Product Specifications for expansion valve kit selection.

### CABINET

Cabinets insulated with thick fiberglass insulation.

Heavy gauge, pre-painted galvanized steel.

Flanges furnished for ease of duct connection.

Engaging holes furnished on cabinet for alignment with furnace.

Removable panels provide access to coil.

Refrigerant lines extend outside of cabinet for easy connection.

#### Furnace Match-Up

All cased coils exactly match corresponding furnaces with same letter designation in model number. No adaptor required.

Engaging holes furnished on cabinet for alignment.

## SPECIFICATIONS

### 1.5 TO 3 TON

General Data		Model No.	CH35 -18A-2F	CH35 -24A-2F	CH35 -24B-2F	CH35 -30A-2F	CH35 -30B-2F	CH35 -36A-2F	CH35 -36B-2F
	Nominal size - Tons		1.5	2	2	2.5	2.5	3	3
Line connections in.	Suction o.d. - sweat		3/4	3/4	3/4	3/4	3/4	3/4	3/4
	Liquid o.d. - sweat		3/8	3/8	3/8	3/8	3/8	3/8	3/8
	Condensate drain (fpt)		(2) 3/4	(2) 3/4	(2) 3/4	(2) 3/4	(2) 3/4	(2) 3/4	(2) 3/4
Indoor Coil	Net face area sq. ft.		3.5	3.5	3.5	4.33	4.67	3.5	4.67
	Tube diameter - in.		3/8	3/8	3/8	3/8	3/8	3/8	3/8
	Number of rows		2	3	2	3	3	3	2
	Fins per inch		19	14	19	16	14	12	18
Matching Lennox Furnace - Cabinet Width Designation			A	A	B	A	B	A	B
Coil & Furnace Cabinet Height - in.			14-1/2	14-1/2	17-1/2	14-1/2	17-1/2	14-1/2	17-1/2
Shipping Data - lbs.			43	45	49	55	53	47	48

## SPECIFICATIONS

### 3 TO 5 TON

General Data		Model No.	CH35 -36C-2F	CH35 -42B-2F	CH35 -42C-2F	CH35 -48B-2F	CH35 -48C-2F	CH35 -51C-2F	CH35 -60D-2F
	Nominal size - Tons		3	3.5	3.5	3.5/4	3.5/4	4	5
Line connections in.	Suction o.d. - sweat		3/4	7/8	7/8	7/8	7/8	7/8	7/8
	Liquid o.d. - sweat		3/8	3/8	3/8	3/8	3/8	3/8	3/8
	Condensate drain (fpt)		(2) 3/4	(2) 3/4	(2) 3/4	(2) 3/4	(2) 3/4	(2) 3/4	(2) 3/4
Indoor Coil	Net face area sq. ft.		5.83	5.78	5.83	5.78	5.83	7.22	7.94
	Tube diameter - in.		3/8	3/8	3/8	3/8	3/8	3/8	3/8
	Number of rows		2	4	3	3	3	3	3
	Fins per inch		18	12	13	12	12	13	12
Matching Lennox Furnace - Cabinet Width Designation			C	B	C	B	C	C	D
Coil & Furnace Cabinet Height - in.			21	17-1/2	21	17-1/2	21	21	24-1/2
Shipping Data - lbs.			55	66	60	60	59	69	78

## AIR RESISTANCE

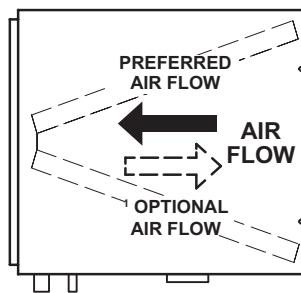
Air Volume cfm	Total Air Resistance - in. w.g.													
	CH35-18A-2F		CH35-24A-2F		CH35-24B-2F		CH35-30A-2F		CH35-30B-2F		CH35-36A-2F		CH35-36B-2F	
	Dry Coil	Wet Coil	Dry Coil	Wet Coil	Dry Coil	Wet Coil	Dry Coil	Wet Coil	Dry Coil	Wet Coil	Dry Coil	Wet Coil	Dry Coil	Wet Coil
200	0.02	0.02	---	---	---	---	---	---	---	---	---	---	---	---
400	0.05	0.06	0.04	0.05	0.03	0.04	0.04	0.05	0.02	0.02	---	---	---	---
600	0.09	0.11	0.09	0.11	0.05	0.07	0.09	0.10	0.05	0.06	---	---	---	---
800	0.15	0.17	0.15	0.19	0.09	0.11	0.15	0.17	0.09	0.11	0.15	0.18	0.08	0.10
1000	0.22	0.25	0.23	0.29	0.15	0.17	0.24	0.27	0.14	0.16	0.22	0.27	0.11	0.16
1200	---	---	0.32	0.40	0.21	0.23	0.34	0.38	0.19	0.23	0.30	0.39	0.16	0.21
1400	---	---	0.43	0.50	0.28	0.30	0.45	0.51	0.26	0.30	0.41	0.48	0.21	0.27
1600	---	---	---	---	---	---	---	---	---	---	0.53	0.63	0.27	0.35

## AIR RESISTANCE

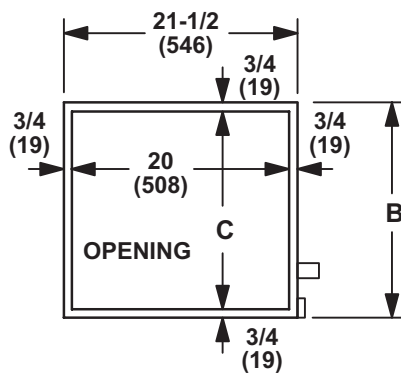
Air Volume cfm	Total Air Resistance - in. w.g.													
	CH35-36C-2F		CH35-42B-2F		CH35-42C-2F		CH35-48B-2F		CH35-48C-2F		CH35-51C-2F		CH35-60D-2F	
	Dry Coil	Wet Coil	Dry Coil	Wet Coil	Dry Coil	Wet Coil	Dry Coil	Wet Coil	Dry Coil	Wet Coil	Dry Coil	Wet Coil	Dry Coil	Wet Coil
800	0.06	0.08	0.10	0.10	0.06	0.06	---	---	---	---	---	---	---	---
1000	0.10	0.13	0.14	0.18	0.09	0.10	0.14	0.16	---	---	---	---	---	---
1200	0.15	0.18	0.20	0.25	0.15	0.16	0.19	0.23	0.16	0.19	0.15	0.16	---	---
1400	0.19	0.23	0.26	0.31	0.18	0.21	0.25	0.29	0.21	0.26	0.20	0.23	0.12	0.16
1600	0.24	0.31	0.34	0.36	0.26	0.28	0.30	0.38	0.27	0.30	0.25	0.29	0.16	0.20
1800	---	---	0.42	0.47	0.31	0.38	0.38	0.42	0.33	0.39	0.31	0.36	0.20	0.24
2000	---	---	---	---	---	---	---	---	0.39	0.49	0.40	0.44	0.24	0.30
2200	---	---	---	---	---	---	---	---	---	---	0.48	0.54	0.29	0.36
2400	---	---	---	---	---	---	---	---	---	---	---	---	0.34	0.42

## DIMENSIONS - INCHES (MM)

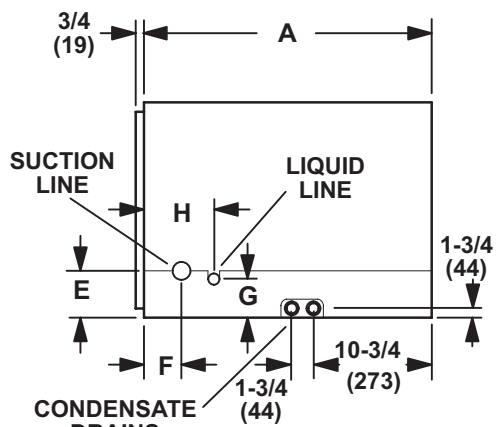
<sup>1</sup> Optional right-hand airflow requires a field fabricated 6 in. (152 mm) spacer in-between the furnace and coil.



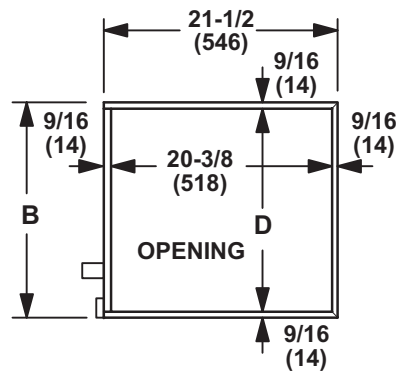
TOP VIEW



END VIEW



FRONT VIEW



END VIEW

Model No.	A		B		C		D		E		F		G		H	
	in.	mm	in.	mm	in.	mm	in.	mm	in.	mm	in.	mm	in.	mm	in.	mm
CH35-18A-2F	26-1/2	673	14-1/2	368	13	330	13-3/8	340	4	102	2-1/8	54	3	76	4-7/8	124
CH35-24A-2F	26-1/2	673	14-1/2	368	13	330	13-3/8	340	4	102	2-1/8	54	3	76	4-7/8	124
CH35-24B-2F	26-1/2	673	17-1/2	444	16	406	16-3/8	416	4	102	2-1/8	54	3	76	4-7/8	124
CH35-30A-2F	31-1/2	800	14-1/2	368	13	330	13-3/8	340	4	102	2-1/8	54	3	76	4-7/8	124
CH35-30B-2F	26-1/2	673	17-1/2	444	16	406	16-3/8	416	4	102	2-1/8	54	3	76	4-7/8	124
CH35-36A-2F	26-1/2	673	14-1/2	368	13	330	13-3/8	340	4	102	2-1/8	54	3	76	4-7/8	124
CH35-36B-2F	26-1/2	673	17-1/2	444	16	406	16-3/8	416	4	102	2-1/8	54	3	76	4-7/8	124
CH35-36C-2F	26-1/2	673	21	533	19-1/2	495	19-7/8	505	4	102	2-1/8	54	3	76	4-7/8	124
CH35-42B-2F	31-1/2	800	17-1/2	444	16	406	16-3/8	416	4	102	2-1/8	54	3	76	4-7/8	124
CH35-42C-2F	26-1/2	673	21	533	19-1/2	495	19-7/8	505	4	102	2-1/8	54	3	76	4-7/8	124
CH35-48B-2F	31-1/2	800	17-1/2	444	16	406	16-3/8	416	4	102	2-1/8	54	3	76	4-7/8	124
CH35-48C-2F	26-1/2	673	21	533	19-1/2	495	19-7/8	505	4	102	2-1/8	54	3	76	4-7/8	124
CH35-51C-2F	31-1/2	800	21	533	19-1/2	495	19-7/8	505	4	102	2-1/8	54	3	76	4-7/8	124
CH35-60D-2F	31-1/2	800	24-1/2	622	23	584	23-3/8	594	4	102	2-1/8	54	3	76	4-7/8	124

## CH33 TO CH35 CROSS-REFERENCE

CH33 Model No.	Tons	Dimensions (H x L x D)	Order No.	CH35 Model No.	Tons	Dimensions (H x L x D)	Order No.
CH33-18A-2F	1.5	14.5 x 21.5 x 21.5	<b>76L01</b>	CH35-18A-2F	1.5	14.5 x 26.5 x 21.5	<b>10C26</b>
CH33-19A-2F	1.5	14.5 x 26.5 x 21.5	<b>18W82</b>	CH35-18A-2F	1.5	14.5 x 26.5 x 21.5	<b>10C26</b>
CH33-25A-2F	2	14.5 x 26.5 x 21.5	<b>18W83</b>	CH35-24A-2F	2	14.5 x 26.5 x 21.5	<b>10C27</b>
CH33-25B-2F	2	17.5 x 26.5 x 21.5	<b>18W84</b>	CH35-24B-2F	2	17.5 x 26.5 x 21.5	<b>10C28</b>
CH33-24/30A-2F	2/2.5	14.5 x 26.5 x 21.5	<b>76L03</b>	CH35-24A-2F	2	14.5 x 26.5 x 21.5	<b>10C27</b>
<sup>1</sup> CH33-24/30A-2F	2/2.5	14.5 x 31.5 x 21.5	<b>76L03</b>	<sup>1</sup> CH35-30A-2F	2.5	14.5 x 31.5 x 21.5	<b>10C29</b>
CH33-31A-2F	2.5	14.5 x 31.5 x 21.5	<b>18W85</b>	CH35-30A-2F	2.5	14.5 x 31.5 x 21.5	<b>10C29</b>
CH33-31B-2F	2.5	17.5 x 26.5 x 21.5	<b>18W86</b>	CH35-30B-2F	2.5	17.5 x 26.5 x 21.5	<b>10C30</b>
CH33-36A-2F	3	14.5 x 26.5 x 21.5	<b>76L04</b>	CH35-36A-2F	3	14.5 x 26.5 x 21.5	<b>10C31</b>
CH33-36B-2F	3	17.5 x 26.5 x 21.5	<b>76L07</b>	CH35-36B-2F	3	17.5 x 26.5 x 21.5	<b>10C32</b>
CH33-36C-2F	3	21 x 26.5 x 21.5	<b>76L10</b>	CH35-36C-2F	3	21 x 26.5 x 21.5	<b>10C33</b>
CH33-42B-2F	3.5	17.5 x 26.5 x 21.5	<b>76L08</b>	CH35-42B-2F	3.5	17.5 x 31.5 x 21.5	<b>10C34</b>
CH33-43B-2F	3.5	17.5 x 31.5 x 21.5	<b>18W87</b>	CH35-42B-2F	3.5	17.5 x 31.5 x 21.5	<b>10C34</b>
CH33-43C-2F	3.5	21 x 26.5 x 21.5	<b>18W88</b>	CH35-42C-2F	3.5	21 x 26.5 x 21.5	<b>10C35</b>
CH33-44/48B-2F	4	17.5 x 31.5 x 21.5	<b>76L09</b>	CH35-48B-2F	3.5/4	17.5 x 31.5 x 21.5	<b>10C36</b>
CH33-48C-2F	4	21 x 26.5 x 21.5	<b>76L11</b>	CH35-48C-2F	3.5/4	21 x 26.5 x 21.5	<b>10C37</b>
CH33-49C-2F	4	21 x 31.5 x 21.5	<b>18W89</b>	CH35-51C-2F	4	21 x 31.5 x 21.5	<b>10C38</b>
CH33-50/60C-2F	4 – 5	21 x 31.5 x 21.5	<b>76L12</b>	CH35-51C-2F	4	21 x 31.5 x 21.5	<b>10C38</b>
CH33-60D-2F	5	24.5 x 26.5 x 21.5	<b>76L13</b>	CH35-60D-2F	5	24.5 x 31.5 x 21.5	<b>10C39</b>
CH33-62D-2F	5	24.5 x 31.5 x 21.5	<b>76L14</b>	CH35-60D-2F	5	24.5 x 31.5 x 21.5	<b>10C39</b>

<sup>1</sup> When matched with a 2.5 ton air conditioner.





## REVISIONS

Sections	Description of Change
Document	Removed Air-Conditioning Only restriction.



Visit us at [www.lennox.com](http://www.lennox.com)

For the latest technical information, [www.LennoxPROs.com](http://www.LennoxPROs.com)

Contact us at 1-800-4-LENNOX

NOTE - Due to Lennox' ongoing commitment to quality, Specifications, Ratings and Dimensions subject to change without notice and without incurring liability. Improper installation, adjustment, alteration, service or maintenance can cause property damage or personal injury. Installation and service must be performed by a qualified installer and servicing agency.

©2016 Lennox Industries, Inc.