

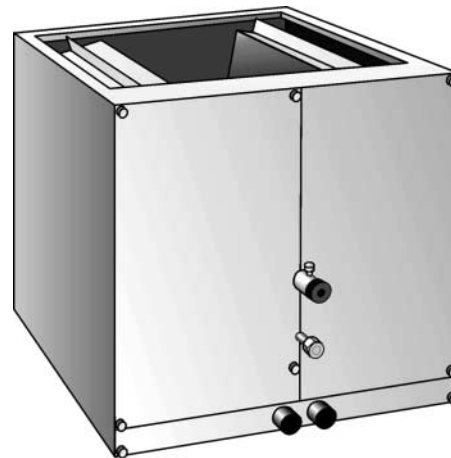
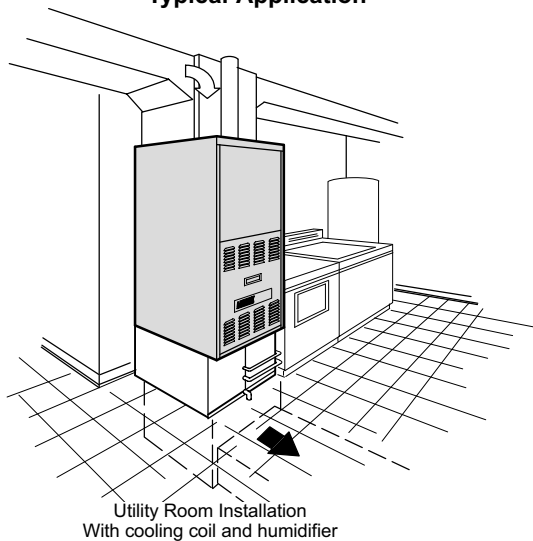
CR26
DOWN-FLOW EVAPORATOR COILS
1.5 to 5 Ton (5.3 to 17.6 kW)

Bulletin No. 210079
April 2001

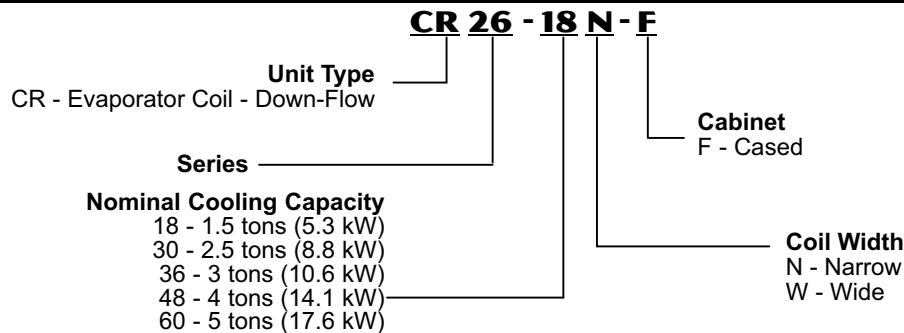
Supersedes April 1997

Also See Bulletin No. 210163
(Coils/Furnace Match-up Charts)

Typical Application



MODEL NUMBER IDENTIFICATION



FEATURES

Applications

- Lennox designed down-flow evaporator coils can easily be installed with most Lennox down-flow furnaces.
- See Coil/Furnace Match-up Selector bulletin for coil match-up information.
- CR26-36, -48 & -60 coils available in both narrow (N) and wide (W) widths.
- Applicable to expansion valve or RFCIV systems.
RFCIV systems are applicable to HS29/10ACB condensing units only.
- Expansion valve systems require optional field installed kit.
- See condensing units bulletins (Cooling Units - Condensing Units) for evaporator unit applications and cooling capacities.
- See heat pump outdoor units bulletins (Heat Pumps - Outdoor Units) for indoor coil applications and cooling and heating capacities.
- See FM21 bulletin (Controls) for more information about heat pump systems.

Equipment Warranty

- All covered components — five year warranty (residential applications), one year warranty (non-residential applications).
- Refer to Lennox Equipment Limited Warranty certificate included with equipment for details.

Coil Construction

- Durable copper tubing.
- Ripple-edged aluminum fins.
- Lanced fins provide maximum exposure of fin surface to air stream.
- Rifled tubing provides superior refrigerant heat transfer.
- Twin coil construction assembled in a "V" configuration for large surface area.
- Corrosion resistant aluminized drain pan with dual fpt drain connections.
- 90° suction line elbow furnished for ease of installation.
- Liquid line seal nut section furnished for installation of expansion valve or RFCIV orifice.
- Suction/vapor line has 1/4 in. (6 mm) port external to cabinet for expansion valve usage with external equalizer.
- Sweat connections on both liquid and suction lines.
- High pressure testing insures leakproof construction.

FEATURES

Cabinet Construction

- Cabinets insulated with thick fiberglass insulation.
- Constructed of painted heavy gauge steel.
- Coil slides out of cabinet for ease of servicing
- Removable panels provide access to coil.
- Adaptor rails are furnished with all coils. CR26-36W and CR26-48N models are supplied with two sets of rails. See Coil/Furnace Match-Up bulletin for applications.
- Refrigerant lines extend outside of cabinet for easy installation.
- See dimension drawing.

Furnace Match-Up

- See bulletin number 210163 for complete coil to furnace match-up information.

Fully Tested

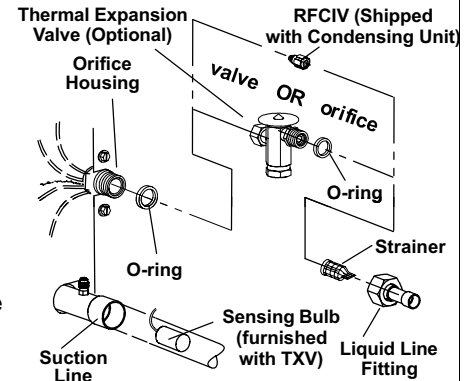
- Tested with matching condensing and heat pump units.
- Rated in accordance with ARI Standard 210/240 conditions and DOE test procedures.
- Air resistance tests from Lennox Laboratory air test chamber.

Refrigerant Control Choice

- All models applicable to Lennox RFCIV™ refrigerant metering system when matched with HS29/10ACB condensing unit.
- HS29/10ACB units use RFCIV orifice that is shipped with the condensing unit.
- Optional expansion valve is required with all other condensing unit applications.
- Optional check and expansion valve is required with all heat pump applications.
- Optional expansion valve or check and expansion valve provides a wider and more efficient capacity rating.

Refrigerant Flow Control IV

- RFCIV accurately meters refrigerant in system.
- Refrigerant control is accomplished by exact sizing of refrigerant metering orifice.
- Principle of Lennox RFCIV system involves matching evaporator coil with proper bore size of orifice in metering device.
- RFCIV system equalizes pressure shortly after compressor stops, unit starts unloaded, eliminating need for additional controls.



OPTIONAL ACCESSORIES - MUST BE ORDERED EXTRA

Expansion Valve Kits

- Expansion valve available for field installation.
- See condensing unit bulletins for expansion valve kit selection.
- See heat pump outdoor unit bulletins for check and expansion valve kit selection.

SPECIFICATIONS

Model No.		CR26-18N-F	CR26-30N-F	CR26-36N-F	CR26-36W-F
Nominal size - tons (kW)		1.5 (5.3)	2.5 (8.8)	3 (10.6)	3 (10.6)
Line connections in. (mm)	Suction (vapor) - sweat	5/8 (15.9)	3/4 (19)	3/4 (19)	3/4 (19)
	Liquid - sweat	3/8 (9.5)	3/8 (9.5)	3/8 (9.5)	3/8 (9.5)
	Condensate drain (fpt)	(2) 3/4 (19)	(2) 3/4 (19)	(2) 3/4 (19)	(2) 3/4 (19)
Evaporator Coil	Net face area sq. ft. (m ²)	3.21 (0.30)	3.21 (0.30)	4.08 (0.38)	4.08 (0.38)
	Tube diameter - in. (mm)	3/8 (9.5)	3/8 (9.5)	3/8 (9.5)	3/8 (9.5)
	Number of rows	2	3	3	3
	Fins per inch (m)	10 (394)	10 (394)	10 (394)	10 (394)
Coil shipping weight - lbs. (kg) 1 package		41 (19)	46 (21)	59 (27)	60 (27)

SPECIFICATIONS

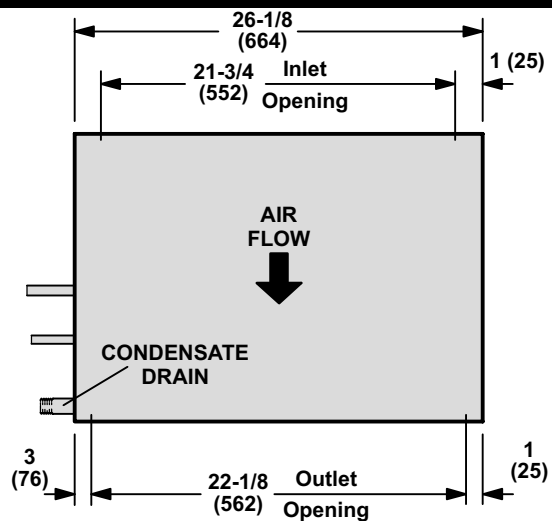
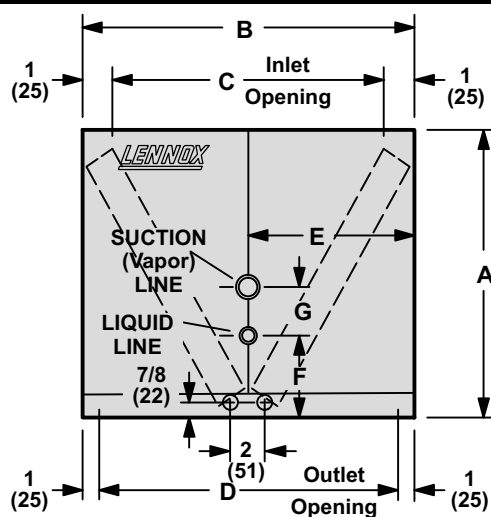
Model No.		CR26-48N-F	CR26-48W-F	CR26-60N-F	CR26-60W-F
Nominal size - tons (kW)		4 (14.1)	4 (14.1)	5 (17.6)	5 (17.6)
Line connections in. (mm)	Suction (vapor) - sweat	7/8 (22.2)	7/8 (22.2)	1-1/8 (28.6)	1-1/8 (28.6)
	Liquid - sweat	3/8 (9.5)	3/8 (9.5)	3/8 (9.5)	3/8 (9.5)
	Condensate drain (fpt)	(2) 3/4 (19)	(2) 3/4 (19)	(2) 3/4 (19)	(2) 3/4 (19)
Evaporator Coil	Net face area sq. ft. (m ²)	5.25 (0.49)	5.25 (0.49)	6.42 (0.60)	6.42 (0.60)
	Tube diameter - in. (mm)	3/8 (9.5)	3/8 (9.5)	3/8 (9.5)	3/8 (9.5)
	Number of rows	3	3	3	3
	Fins per inch (m)	10 (394)	10 (394)	10 (394)	10 (394)
Coil shipping weight - lbs. (kg) 1 package		75 (34)	76 (34)	88 (40)	101 (46)

AIR RESISTANCE

Model No.	Air Volume		Total Resistance	
	cfm	L/s	in. w.g.	Pa
CR26-18-F	500	235	.02	5
	600	285	.05	12
	800	380	.12	30
	1000	470	.20	50
CR26-30-F	800	380	.15	37
	1000	470	.25	62
	1200	565	.38	94
	1400	660	.51	127
CR26-36N-F	800	380	.17	42
	1000	470	.25	62
	1200	565	.34	85
	1400	660	.45	112
	1600	755	.55	137
CR26-36W-F	800	380	.09	22
	1000	470	.15	37
	1200	565	.21	52
	1400	660	.28	70
	1600	755	.38	94

Model No.	Air Volume		Total Resistance	
	cfm	L/s	in. w.g.	Pa
CR26-48N-F	1200	565	.18	45
	1400	660	.22	55
	1600	755	.28	70
	1800	850	.33	82
	2000	945	.40	100
CR26-48W-F	1200	565	.14	35
	1400	660	.18	45
	1600	755	.23	57
	1800	850	.29	72
	2000	945	.35	87
CR26-60N-F	1400	660	.20	50
	1600	755	.26	65
	1800	850	.32	80
	2000	945	.39	97
	2200	1040	.46	115
CR26-60W-F	1400	660	.14	35
	1600	755	.17	42
	1800	850	.22	55
	2000	945	.27	67
	2200	1040	.32	80
	2400	1135	.37	92
2600	1225	.43	107	

DIMENSIONS - INCHES (MM)



Model Number	A		B		C		D		E		F		G	
	inch	mm	inch	mm	inch	mm	inch	mm	inch	mm	inch	mm	inch	mm
CR26-18N-F CR26-30N-F	12-3/4	324	16-1/4	413	14-1/4	362	14-1/4	362	8-1/8	206	3-3/4	95	3	76
CR26-36N-F	15-3/8	391	16-1/4	413	14-1/4	362	14-1/4	362	8-1/8	206	5-1/2	140	3	76
CR26-36W-F	15-3/8	391	21-1/4	540	19-1/4	489	19-1/4	489	10-5/8	270	5-1/2	140	3	76
CR26-48N-F	19-1/8	486	21-1/4	540	19-1/4	489	19-1/4	489	10-5/8	270	6-7/16	164	4	102
CR26-48W-F	19-1/8	486	26-1/4	667	24-1/4	616	24-1/4	616	13-1/8	333	6-7/16	164	4	102
CR26-60N-F	22-7/8	581	21-1/4	540	19-1/4	489	19-1/4	489	10-5/8	270	6-7/16	164	4	102
CR26-60W-F	22-7/8	581	26-1/4	667	24-1/4	616	24-1/4	616	13-1/8	333	6-7/16	164	4	102