

**MF1-20 MULTI-POSITION
HIGH EFFICIENCY
MECHANICAL AIR CLEANER**

MF1-20

Bulletin #210120

June 1997

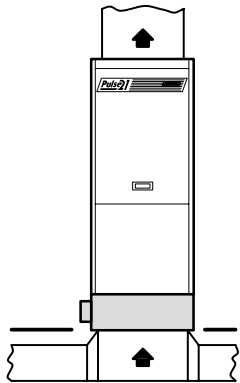


#480070 Supersedes June 1988

The MF1-20 multi-position mechanical air cleaner is available for installation in the return air side of all types of central units and easily adapts to up-flow, lo-boy, down-flow or horizontal unit applications. Compact air cleaner can be installed in the vertical or horizontal position and is strong enough to support the weight of most up-flow furnaces. Air flow direction thru the cleaner can be changed by relocating the filter.

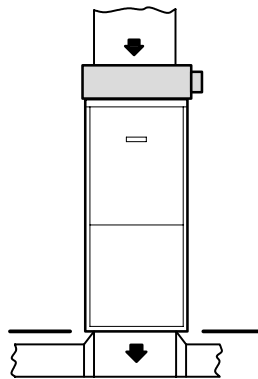
High efficiency air cleaner effectively removes up to 5 times more dirt and contaminants than conventional furnace filters. Because of its radial pleating and omni-directional fiber design, it will outlast and outperform standard filters by trapping a wide range of particles that ordinary filters cannot retain. The air cleaner removes airborne particles as small as 1 micron (1/25,000th of an inch) in diameter. Constant blower operation will achieve the best air cleaning results. This will cause temperatures to remain balanced throughout the conditioned area, and a continual flow of dirt laden air to be cleaned by the air cleaner.

Thin profile, one piece cabinet is constructed of heavy gauge steel with a durable baked epoxy powder coating paint finish. Predrilled mounting holes on each side of cabinet simplifies flush mounting to unit or connection to duct work. Access door allows quick and easy replacement of filter. Disposable filter with specially pleated 100% synthetic media provides a large surface area allowing maximum dirt holding capacities with minimum air resistance. Arrows on filter indicate air flow direction.

Air cleaner is tested according to ASHRAE Standard test procedures #52-76 and filter media is U.L. listed. Air cleaner is shipped completely factory assembled and ready for easy installation.

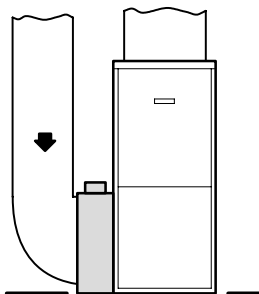


Up-Flow

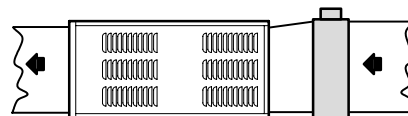


Down-Flow

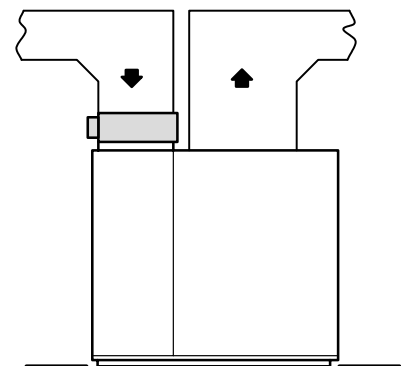
NOTE — Due to flue location on down-flow furnaces, front of air cleaner (with controls and access panel) must be installed to side or rear of furnace cabinet. If installed in a confined space, service clearance may be restricted.



**Up-Flow
(Side Installation)**



Horizontal



Lo-Boy

SPECIFICATIONS

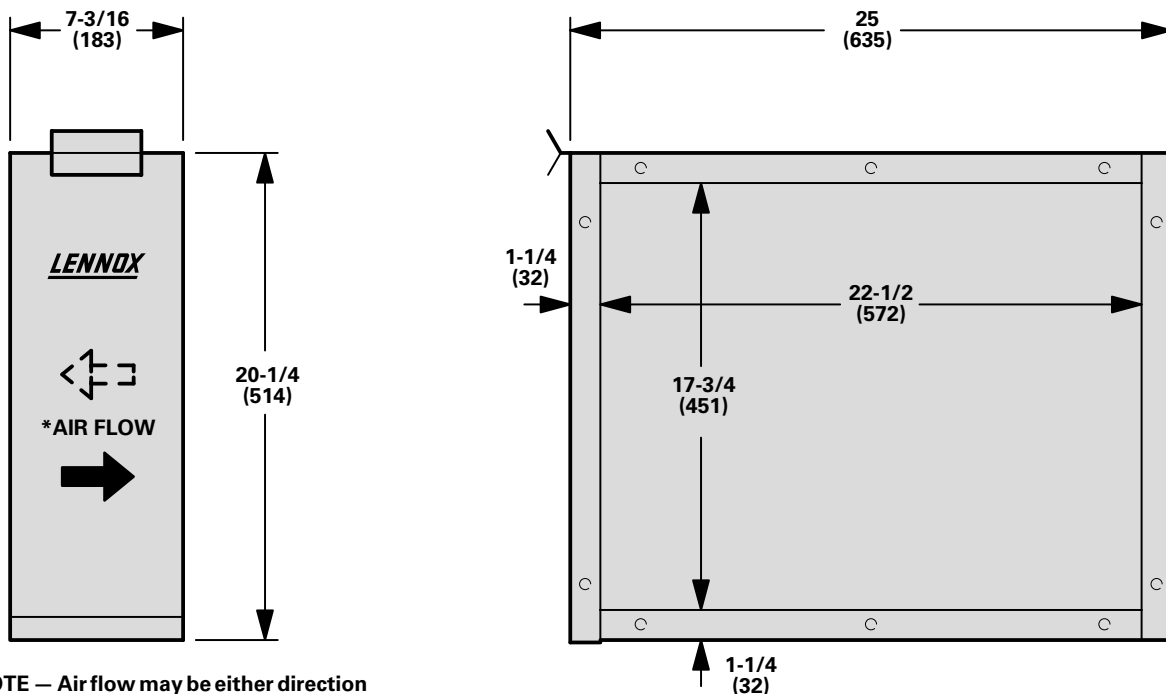
Model No.	MF1-20
Air volume range – cfm (L/s)	600 – 2000 (285 – 945)
Filter Size – in. (mm) H x W x D	(1) 20 x 24-1/4 x 5 (508 x 616 x 127)
Shipping weight – lbs. (kg)	16 (7)
No. of packages in shipment	1

AIR RESISTANCE

Air Volume		Total Resistance	
cfm	L/s	in. wg.	Pa
600	285	.04	10
800	380	.05	12
1000	470	.09	22
1200	565	.12	30
1400	660	.15	37
1600	755	.18	45
1800	850	.22	55
2000	945	.27	67

NOTE – Standard central system filter is removed and not included in table.

DIMENSIONS – inches (mm)



*NOTE – Air flow may be either direction providing that filter is installed with "Air Flow" arrows in direction of air flow.