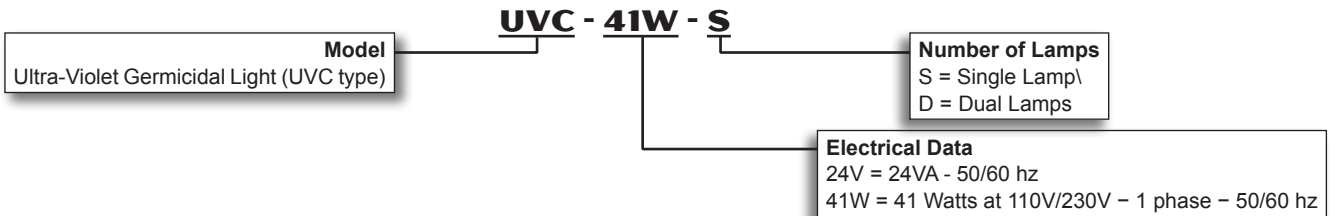




PRODUCT SPECIFICATIONS



MODEL NUMBER IDENTIFICATION



FEATURES

WARRANTY

All Covered Components - Five year limited warranty in residential installations and one year in non-residential installations. Lamps are not covered. Refer to Lennox Equipment Limited Warranty certificate included with unit for specific details.

APPLICATIONS

Lights are designed to fit into a wide variety of applications including indoor coils, air handlers and supply and return air duct work. Installation requires drilling a one inch diameter hole per lamp (two holes required for dual lamp model). CBX27UH, CBX32MV and CBX40UHV air handlers have factory provided knockouts in the coil delta plate for mounting light within coil area. The lamp emits C-Band ultra-violet (UVC) energy at 253.7 nanometers, which is proven to be effective in reducing microbes such as viruses, bacteria, yeasts, and molds. This process either destroys the organism or controls its ability to reproduce. UVC germicidal light greatly reduces the growth and proliferation of mold and other bioaerosols (bacteria and viruses) on illuminated surfaces (particularly coil and drain pan). Surfaces must be cleaned prior to UVC light being installed.

APPROVALS

Units are ETL, cETL, UL and ULC certified to Standard 1598. Units are FIFRA (Federal Insecticide Fungicide Rodenticide Act) registered, file number 73316.

SAFETY FEATURES

Any exposure to ultra-violet (UVC) light will cause significant eye damage and may cause skin damage. Integrated safety interlock switch on lamp base prevents lamp operation when lamp is removed from lamp base for servicing. Two safety interlock switches (wired in series) furnished on dual lamp model. Waterproof power cord fitting on lamp base holder assembly.

COMPONENTS

Light assembly consists of lamp holder sub-assembly (two for dual lamp model), enhanced ballast, lamp(s), and all necessary mounting hardware. Shielding baffle for lamp is available and must be ordered separately. Mounting template provided for ease of installation. Separate ballast mounts near UVC light assembly. Lamp base with tool-less (twist-lock) lamp removal for servicing and replacement.

LAMP(S)

Low power consumption, high UVC output.

FEATURES

ENHANCED BALLAST

Enhanced ballast provides UVC lamp operation at a full range of operating conditions.

Electronic rapid-start ballast.

Heavy-duty flexible 6 ft. power cord (18 AWG, SJT, UL rated) with in-line disconnect.

LED Indicators

LED's on ballast show lamp operation status.

- "Green" LED indicates power "on"
- "Blue" LED indicates lamp operation.
- Two blue LED's furnished on dual lamp model.

Maintenance Item / Optional Accessories

Replacement Lamps

Recommended annual replacement of the lamp(s). See Specifications table for order number.

Tips are color-coded for correct voltage replacement.

Shielding Baffle

Required when installing light above a non-UVC resistant component, such as a filter.

Baffles are available for 14 and 16 in. lamp lengths.

Transformer

Two, optional 24V secondary transformers are available for UVC-24V models.

SPECIFICATIONS

| | Model No. | UVC-24V | UVC-41W-S | UVC-41W-D |
|---|------------------------------|------------------|------------------|------------------|
| | Number of Lamps | 1 | 1 | 2 |
| ¹ Microwatt/cm ² Output | | 234 | 546 | (2) 546 |
| Shipping Data lbs. - 1 package | | 4 | 6 | 7 |
| Electrical Data | Voltage - 50/60 hz - 1 phase | ² 24V | 110/230V-1 phase | 110/230V-1 phase |
| | Input Line Current (Amps) | 1.0 | 1.3 | 1.3 |
| | Input Power (W) | 24 | 41 | 82 |

MAINTENANCE ITEMS / OPTIONAL ACCESSORIES - MUST BE ORDERED EXTRA

| | | | | |
|---------------------|---------------------------------|---|---|----------------|
| Replacement Lamp(s) | 16 in. Lamp (Blue Tip) - Y0390 | • | | |
| | 16 in. Lamp (Green Tip) - Y0391 | | • | ³ • |
| Shielding Baffle | For 14 in. Lamp - Y5172 | • | | |
| | For 16 in. Lamp - Y5171 | • | • | • |
| Transformer | 120V/24V 40VA - 42J32 | • | | |
| | 120-240V/24V 75VA - 12P61 | • | | |

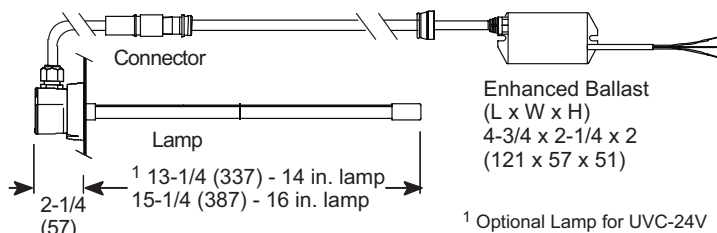
¹ Test conditions: new lamps at 100 hours, 500 fpm air velocity, 60°F air temperature, measured 12 in. from lamp.

² 24VA capacity step-down transformer required (not furnished).

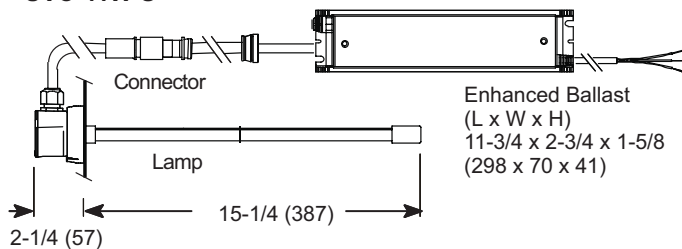
³ Two lamps required.

DIMENSIONS - INCHES (MM)

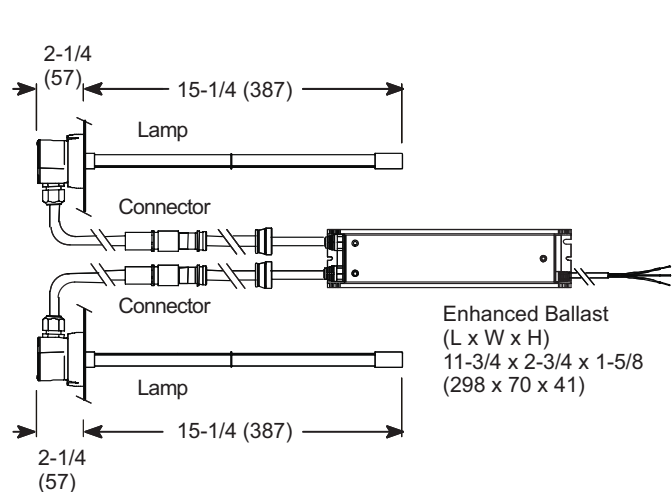
UVC-24V



UVC-41W-S



UVC-41W-D



Visit us at www.lennox.com

For the latest technical information, www.LennoxPROs.com

Contact us at 1-800-4-LENNOX

NOTE - Due to Lennox' ongoing commitment to quality, Specifications, Ratings and Dimensions subject to change without notice and without incurring liability.

Improper installation, adjustment, alteration, service or maintenance can cause property damage or personal injury.

Installation and service must be performed by a qualified installer and servicing agency.



©2017 Lennox Industries, Inc.