
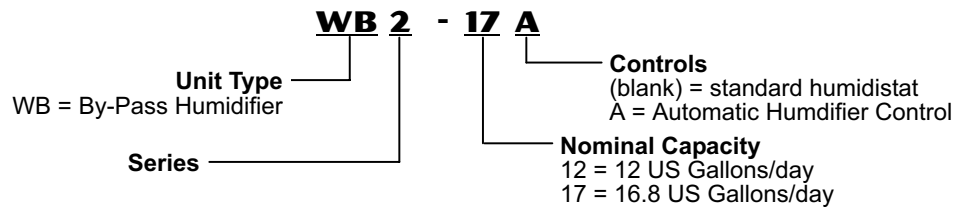




ENGINEERING DATA



MODEL NUMBER IDENTIFICATION



FEATURES

WARRANTY

All covered components - limited warranty for **five years** in residential applications, one year in non-residential applications.

Refer to the Lennox Equipment Limited Warranty certificate included with the unit for additional details.

APPLICATIONS

Applicable to most forced air installations.
Installs on the supply air plenum with a by-pass duct from the return plenum in up-flow and horizontal applications.
Installs on the return air plenum with a by-pass duct from the supply plenum in down-flow applications. See Typical Applications.
Provides additional humidity to the home during the heating season to increase comfort level.
Humidifier, saddle valve and humidistat/automatic humidifier control shipped in one package.

APPROVALS

Units are UL and ULC listed.

SEQUENCE OF OPERATION

Humidifier will only operate when indoor blower is operating
When the level of moisture in the return air or living space area drops below the set point of the humidistat, the water solenoid valve opens, water flows into distribution tray and trickles down through evaporator pad, air is pulled through the by-pass duct, then evaporator pad and back into the air stream. When the humidistat is satisfied the water solenoid valve closes.

CABINET

Rugged, corrosion resistant molded plastic.
Switching the side panels converts unit to left or right by-pass duct connection.

FEATURES

CONTROLS

Humidistat - WB2-12 & WB2-17

Can be horizontally or vertically mounted on wall or duct.
Provides automatic control of room relative humidity.
Wired in series with the humidifier water solenoid valve.
Adjustable setting.

Automatic Humidifier Control - WB2-12A & WB2-17A

Duct mounted.
Senses indoor relative humidity and outdoor temperature.
Includes outdoor temperature sensor.
Adjusts humidity setpoint to provide optimum humidity levels within the space and indoor
Adjustable setting.

MAINTENANCE SUPPLIES

Replacement Media

Recommended annual replacement of media pad.
See Specifications table for order number.

WATER SUPPLY

Consists of supply tubing assembly, fluid restrictor, distribution tray, cleanable/replaceable internal mesh strainer and 24 volt brass water solenoid valve.

Drain

1/2 in. drain fitting at bottom of cabinet.
1/2 in. ID plastic tubing must be field provided.
Unused water from the evaporator pad is drained from the unit to help remove mineral deposits left from the evaporative process.

Evaporator Media Pad

Provides large evaporation capacity.
Pad and support frame removable for cleaning or replacement.
Annual pad replacement recommended.

Saddle Valve

All necessary fittings furnished as standard equipment.
Field installs in the water supply line.

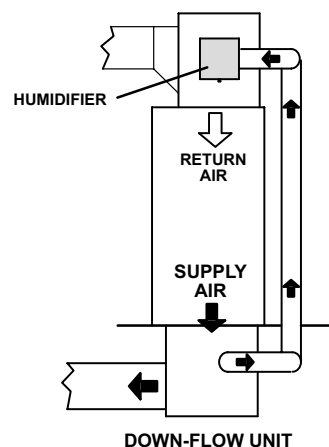
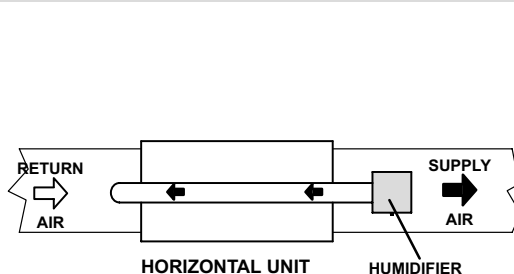
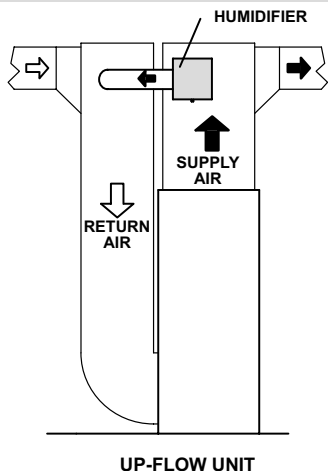
SPECIFICATIONS

Model No. - Humidistat Control Model No. - Automatic Control	WB2-12 WB2-12A	WB2-17 WB2-17A
Capacity - 120°F plenum temperature, 0.20 in. w.c. static pressure drop	12 US gallons per day	16.8 US gallons per day
Evaporator pad size - H x W x D - in.	9-7/8 x 9-1/2	9-3/4 x 12-1/2
Connections		
Plenum H x W - in.	9-1/2 x 9-3/8	9-3/4 x 12-1/2
By-Pass Duct - in.	6 round	6 round
Water supply	1/4 in. compression	1/4 in. compression
Drain	1/2 in. I.D.	1/2 in. I.D.
Electrical characteristics	24V	24V
Shipping Data - lbs. (1 package)	10	11

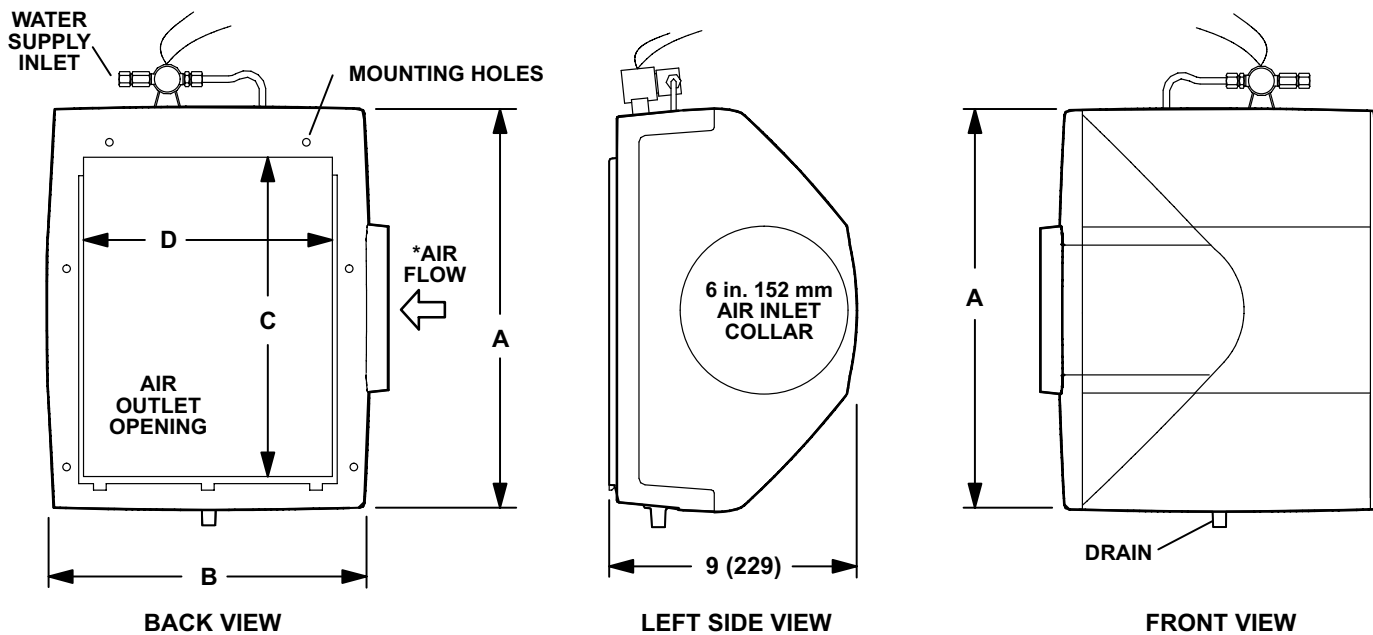
MAINTENANCE SUPPLIES - MUST BE ORDERED EXTRA

Replacement Media	X2660	X2661
-------------------	-------	-------

TYPICAL APPLICATIONS



DIMENSIONS - INCHES (MM)



*NOTE-Left air inlet shown. Relocate side panel with inlet collar for right hand inlet air.

Model no.	A		B		C		D	
	in.	mm	in.	mm	in.	mm	in.	mm
WB2-12(A)	12-3/4	324	12-7/8	327	9-1/2	241	9-3/8	238
WB2-17(A)	15-1/2	394	13-1/8	333	12-1/2	318	9-3/4	248



Visit us at www.lennox.com

For the latest technical information, www.lennoxravenet.com

Contact us at 1-800-4-LENNOX

NOTE - Due to an ongoing commitment to quality, Specifications, Ratings and Dimensions subject to change without notice and without incurring liability.
Improper installation, adjustment, alteration, service or maintenance can cause property damage or personal injury.
Installation and service must be performed by a qualified installer and servicing agency.

©2006 Lennox Industries Inc.