



SUBMITTAL DATA – WALL-MOUNTED MCA018S4S-1P - MWCA018S4-1P SINGLE ZONE MINI-SPLIT AIR CONDITIONER

Job: _____
 Location: _____
 Schedule No.: _____
 System Designation: _____

Engineer: _____
 Architect: _____
 Date: _____
 For: Reference Approval Review Construction

FEATURES

Outdoor Unit: MCA018S4S-1P

Indoor Unit: MWCA018S4-1P



- Cooling Only System
- DC Inverter Control
- Compressor Overcurrent Protection

- Auto Restart
- Three Speed Fan
- Flare Connections
- LED Readout
- Multi-Refrigerant Outlet
- Wireless Remote Included

PIPING

Line Set and Elevation Guidelines

Maximum Line Set Length ft. (m)	98 (30)
Maximum Elevation - Outdoor Unit Below/Above Indoor Unit ft. (m)	66 (20)
Liquid Line Set Diameter (in.)	1/4
Gas Line Set Diameter (in.)	1/2
Pre-Charged (ft.)	20
Additional Charge of Refrigerant (oz/ft.)	0.161

PRODUCT WARRANTY

Compressor – Five year limited warranty
 All other covered components - Five year limited warranty

OPTIONAL ACCESSORIES

Non-Programmable Controller (M0STAT61Q-1)
 Programmable Controller (M0STAT64Q-1)
 Hail Guards (M9GARD15Q-1)



NOTE – Due to Lennox' ongoing commitment to quality, Specifications, Ratings, and Dimensions are subject to change without notice and without incurring liability. Improper installation, adjustment, alteration, service or maintenance can cause property damage or personal injury. Installation and service must be performed by a qualified installer and servicing agency.



SUBMITTAL DATA – WALL-MOUNTED MCA018S4S-1P - MWCA018S4-1P SINGLE ZONE MINI-SPLIT AIR CONDITIONER

OUTDOOR SPECIFICATIONS

PERFORMANCE	
Cooling Capacity (Btu/h) ¹	17,000
EER	10.80
SEER	20
Outdoor Fan Total Air Volume (CFM)	1,195
Ambient Temperature Operating Range	
Cooling	5°F - 122°F

ELECTRICAL DATA	
Power Supply (V/Hz/Φ)	208-230/60/1
Minimum Circuit Ampacity (A)	15
Maximum Overcurrent Protection (A)	20
Outdoor Fan Motor RLA (A)	0.6
Compressor RLA (A)	9.0
No. of Compressors	1

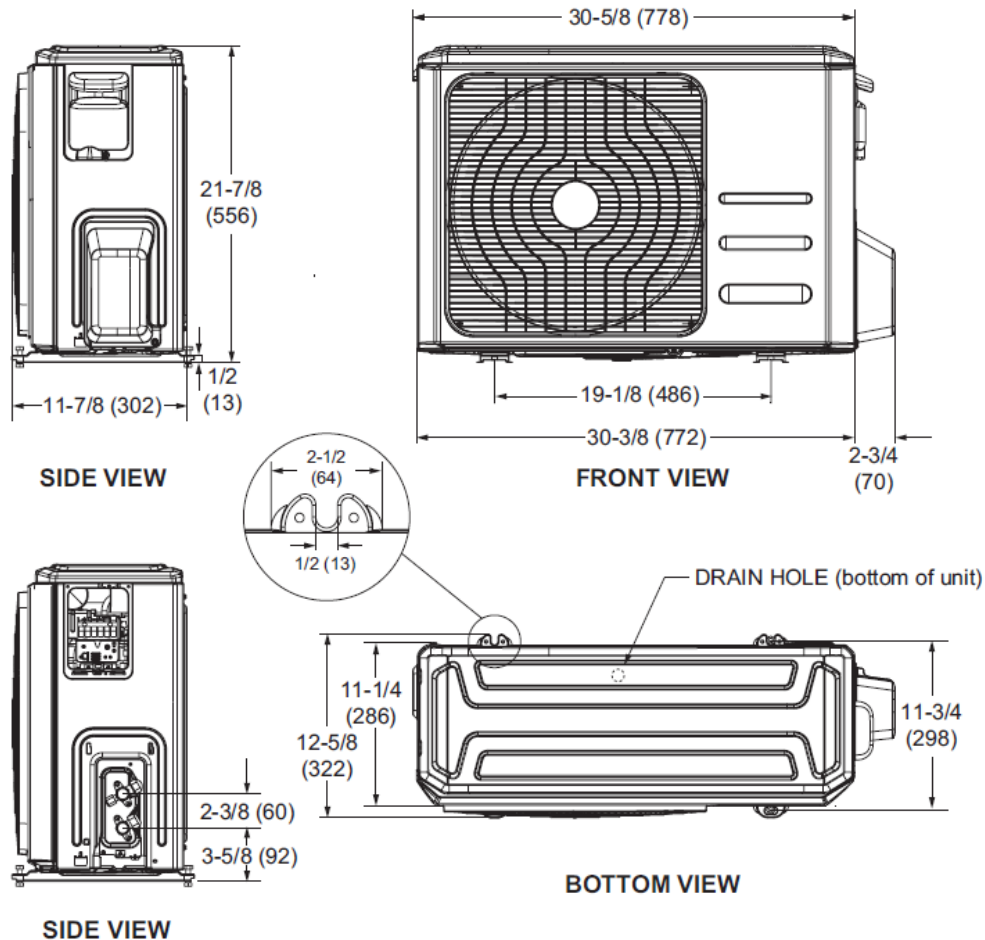
PIPING	
Liquid/Gas O.D. Flare (in.)	1/4 , 1/2
Drain Connection O.D. (in.)	1

GENERAL DATA	
Connection Ratio (%)	100%
Max. # of Indoor Units	1 unit
Sound Data (dBA) - Cooling	53.5
Refrigerant type	R-410A
Factory refrigerant charge	2 lbs. 0 oz.

DIMENSIONS		
Unit Dimensions (in)	Height	21-7/8
	Width	30-5/8
	Depth	11-3/4
Shipping Weight (lb)		73
Net Weight (lb)		66

NOTES

1. Cooling and Heating Capacity data is rated at the following conditions:
 Cooling: 80°FDB / 67°FWB Indoor, 95°FDB Outdoor
 Heating: 70°FDB Indoor, 47°FDB / 43°FWB Outdoor



NOTE – Due to Lennox' ongoing commitment to quality, Specifications, Ratings, and Dimensions are subject to change without notice and without incurring liability. Improper installation, adjustment, alteration, service or maintenance can cause property damage or personal injury. Installation and service must be performed by a qualified installer and servicing agency.



SUBMITTAL DATA –WALL-MOUNTED MCA018S4S-1P - MWCA018S4-1P SINGLE ZONE MINI-SPLIT AIR CONDITIONER

INDOOR SPECIFICATIONS

PERFORMANCE

Airflow (CFM)	High	530
	Medium	441
	Low	353
Sound Pressure (dBA)	High	42
	Medium	34.5
	Low	30.5

ELECTRICAL DATA

Power Supply (V/Hz/Φ)	Supplied by ODU	
Rated load amps (RLA)	0.40	
Power Output (W)	36	

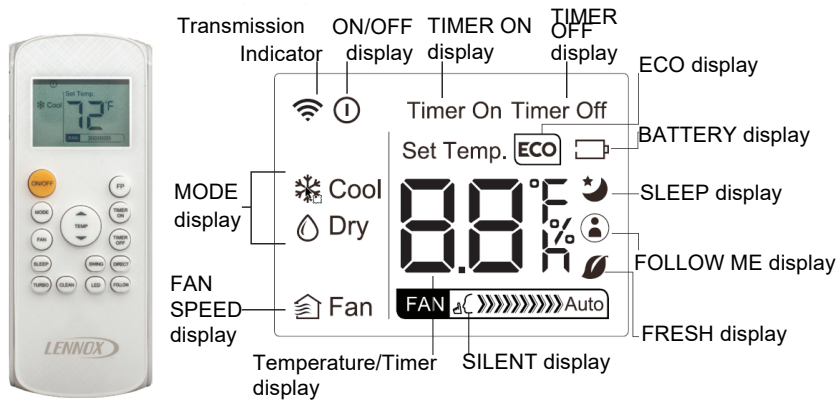
DIMENSIONS

Unit Dimensions (in)	Height	12-1/2
	Width	39-1/8
	Depth	9-7/8
Unit Net/Shipping Weight (lb)	26/31	

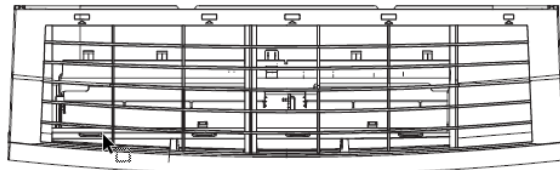
WIRELESS REMOTE CONTROLLER SPECIFICATIONS

Power Supply	2 AAA Batteries (Included)
Setpoint Range	62°F - 86°F
Operating Temperature Range	23°F - 140°F
Operating Humidity Range (RH)	10% to 90%
Effective Receiving Range	25 ft.

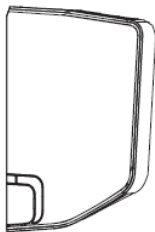
DISPLAY



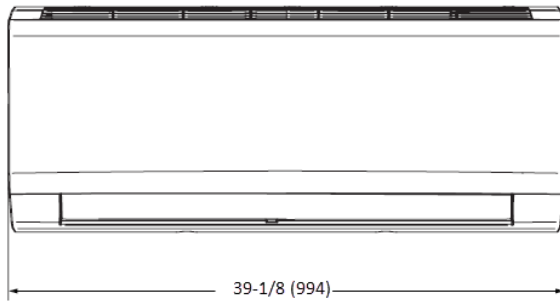
INDOOR DIMENSIONAL DRAWINGS - INCHES (MM)



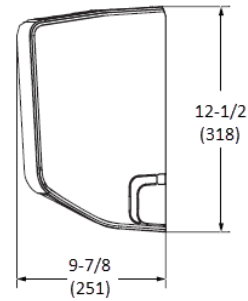
TOP VIEW



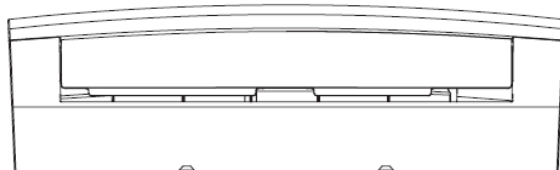
SIDE VIEW



FRONT VIEW



SIDE VIEW



BOTTOM VIEW

NOTE – Due to Lennox' ongoing commitment to quality, Specifications, Ratings, and Dimensions are subject to change without notice and without incurring liability. Improper installation, adjustment, alteration, service or maintenance can cause property damage or personal injury. Installation and service must be performed by a qualified installer and servicing agency.