



SUBMITTAL DATA – WALL-MOUNTED MCA018S4S-1P - MWCA018S4-1P SINGLE ZONE MINI-SPLIT AIR CONDITIONER

Job: _____
 Location: _____
 Schedule No.: _____
 System Designation: _____

Engineer: _____
 Architect: _____
 Date: _____
 For: Reference Approval Review Construction

FEATURES

Outdoor Unit: MCA018S4S-1P

Indoor Unit: MWCA018S4-1P



- Cooling Only System
- DC Inverter Control
- Compressor Overcurrent Protection

- Auto Restart
- Three Speed Fan
- Flare Connections
- LED Readout
- Multi-Refrigerant Outlet
- Wireless Remote Included

PIPING

Line Set and Elevation Guidelines

| | |
|--|---------|
| Maximum Line Set Length ft. (m) | 98 (30) |
| Maximum Elevation - Outdoor Unit Below/Above Indoor Unit ft. (m) | 66 (20) |
| Liquid Line Set Diameter (in.) | 1/4 |
| Gas Line Set Diameter (in.) | 1/2 |
| Pre-Charged (ft.) | 20 |
| Additional Charge Per Ft. (oz.) | 0.161 |

PRODUCT WARRANTY

Compressor – Five year limited warranty
 All other covered components - Five year limited warranty

OPTIONAL ACCESSORIES

Non-Programmable Controller (M0STAT61Q-1)
 Programmable Controller (M0STAT64Q-1)
 Hail Guards (M9GARD19Q-1)



NOTE – Due to Lennox' ongoing commitment to quality, Specifications, Ratings, and Dimensions are subject to change without notice and without incurring liability. Improper installation, adjustment, alteration, service or maintenance can cause property damage or personal injury. Installation and service must be performed by a qualified installer and servicing agency.



SUBMITTAL DATA – WALL-MOUNTED MCA018S4S-1P - MWCA018S4-1P SINGLE ZONE MINI-SPLIT AIR CONDITIONER

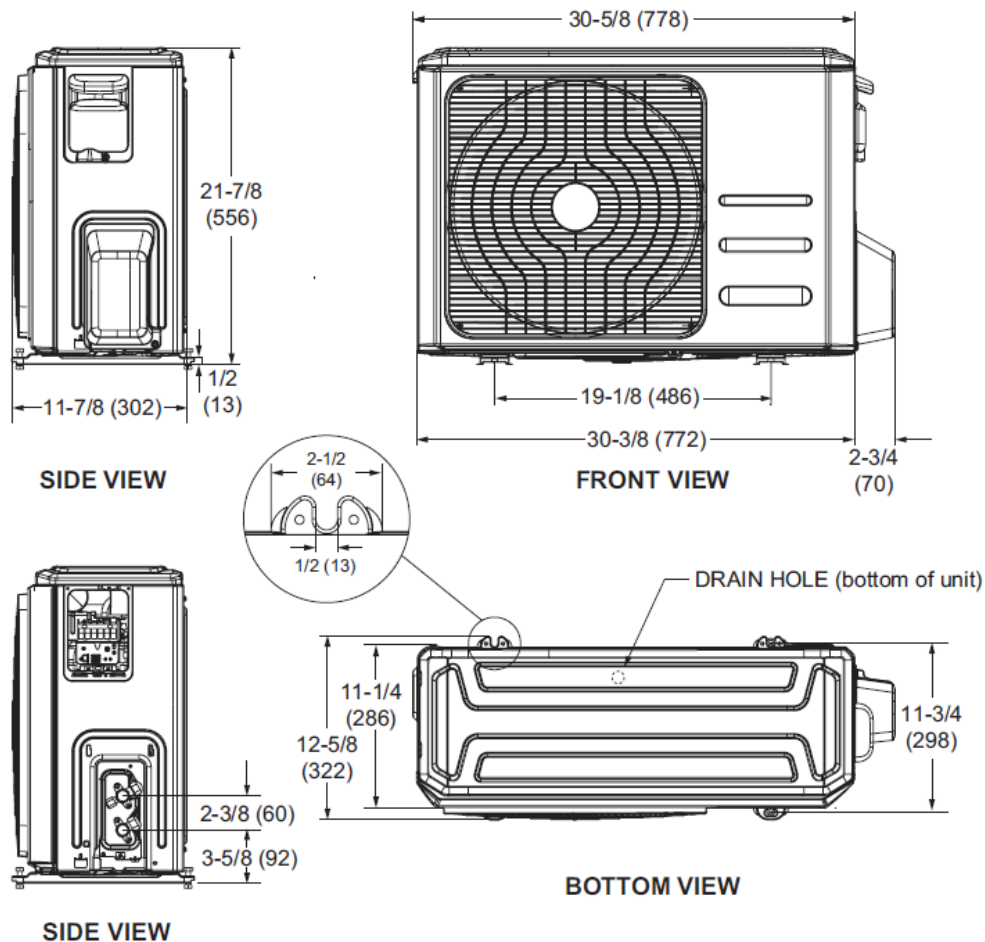
OUTDOOR SPECIFICATIONS

| PERFORMANCE | |
|---------------------------------------|--------------|
| Cooling Capacity (Btu/h) ¹ | 17,000 |
| EER | 10.80 |
| SEER | 20 |
| Outdoor Fan Total Air Volume (CFM) | 1,195 |
| Ambient Temperature Operating Range | |
| Cooling | 5°F - 122°F |
| ELECTRICAL DATA | |
| Power Supply (V/Hz/Φ) | 208-230/60/1 |
| Minimum Circuit Ampacity (A) | 15 |
| Maximum Overcurrent Protection (A) | 20 |
| Outdoor Fan Motor RLA (A) | 0.6 |
| Compressor RLA (A) | 9.0 |
| No. of Compressors | 1 |
| PIPING | |
| Liquid/Gas O.D. Flare (in.) | 1/4 , 1/2 |
| Drain Connection O.D. (in.) | 1 |

| GENERAL DATA | | |
|----------------------------|--------------|--------|
| Connection Ratio (%) | 100% | |
| Max. # of Indoor Units | 1 unit | |
| Sound Data (dBA) - Cooling | 53.5 | |
| Refrigerant type | R-410A | |
| Factory refrigerant charge | 2 lbs. 0 oz. | |
| DIMENSIONS | | |
| Unit Dimensions (in) | Height | 21-7/8 |
| | Width | 30-5/8 |
| | Depth | 11-3/4 |
| Shipping Weight (lb) | 73 | |
| Net Weight (lb) | 66 | |

NOTES

- Cooling and Heating Capacity data is rated at the following conditions:
 Cooling: 80°FDB / 67°FWB Indoor, 95°FDB Outdoor
 Heating: 70°FDB Indoor, 47°FDB / 43°FWB Outdoor



NOTE – Due to Lennox' ongoing commitment to quality, Specifications, Ratings, and Dimensions are subject to change without notice and without incurring liability. Improper installation, adjustment, alteration, service or maintenance can cause property damage or personal injury. Installation and service must be performed by a qualified installer and servicing agency.



SUBMITTAL DATA -WALL-MOUNTED MCA018S4S-1P - MWCA018S4-1P SINGLE ZONE MINI-SPLIT AIR CONDITIONER

INDOOR SPECIFICATIONS

PERFORMANCE

| | | |
|----------------------|--------|------|
| Airflow (CFM) | High | 530 |
| | Medium | 441 |
| | Low | 353 |
| Sound Pressure (dBA) | High | 42 |
| | Medium | 34.5 |
| | Low | 30.5 |

ELECTRICAL DATA

| | |
|-----------------------|-----------------|
| Power Supply (V/Hz/Φ) | Supplied by ODU |
| Rated load amps (RLA) | 0.40 |
| Power Output (W) | 36 |

DIMENSIONS

| | | |
|-------------------------------|--------|--------|
| Unit Dimensions (in) | Height | 12-1/2 |
| | Width | 39-1/8 |
| | Depth | 9-7/8 |
| Unit Net/Shipping Weight (lb) | | 26/31 |

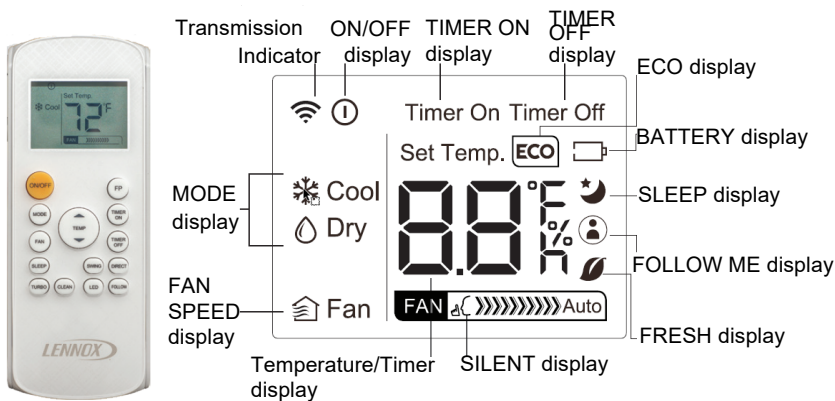
PIPING

| | |
|-----------------------------|-----------|
| Liquid/Gas O.D. Flare (in.) | 1/4 , 1/2 |
| Drain Connection O.D. (in.) | 1 |

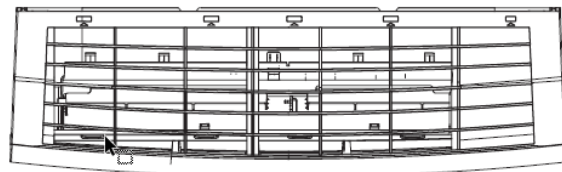
WIRELESS REMOTE CONTROLLER SPECIFICATIONS

| | |
|-------------------------------|----------------------------|
| Power Supply | 2 AAA Batteries (Included) |
| Setpoint Range | 62°F - 86°F |
| Operating Temperature Range | 23°F - 140°F |
| Operating Humidity Range (RH) | 10% to 90% |
| Effective Receiving Range | 25 ft. |

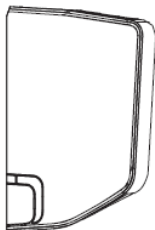
DISPLAY



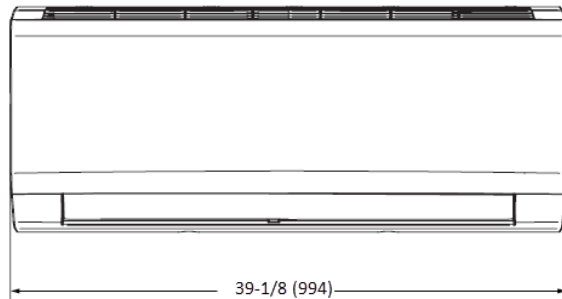
INDOOR DIMENSIONAL DRAWINGS - INCHES (MM)



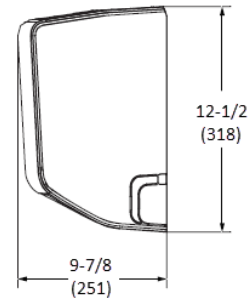
TOP VIEW



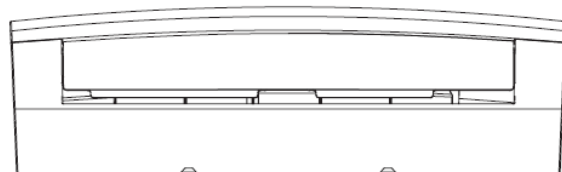
SIDE VIEW



FRONT VIEW



SIDE VIEW



BOTTOM VIEW

NOTE – Due to Lennox' ongoing commitment to quality, Specifications, Ratings, and Dimensions are subject to change without notice and without incurring liability. Improper installation, adjustment, alteration, service or maintenance can cause property damage or personal injury. Installation and service must be performed by a qualified installer and servicing agency.