

Job: _____
 Location: _____
 Schedule No.: _____
 System Designation: _____

Engineer: _____
 Architect: _____
 Location: _____
 Date: _____

Mode Selection Box

For: Reference Approval Review Construction

FEATURES

Allows simultaneous heating and cooling of multiple zones on VRF Heat Recovery outdoor units.

- Terminal strip connections for indoor units
- Ability to connect up to 40 indoor units

WARRANTY

- 10-year limited warranty.*See warranty for details.

SPECIFICATIONS

PERFORMANCE

Number of Ports	4
Maximum Indoor Units per Port	5
Maximum Indoor Box Units	20
Maximum Combined Capacity per Port (Btu/h)	54,000
Maximum Connected Capacity per box (Btu/h)	216,000

ELECTRICAL DATA

Power Supply (Volts/Hertz/Phase)	208-230/60/1
----------------------------------	--------------

DIMENSIONS

Unit Dimensions (in)	Height	12-3/4
	Width	35-1/4
	Depth	27-1/2

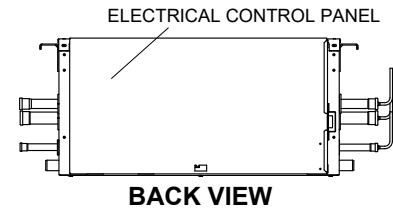
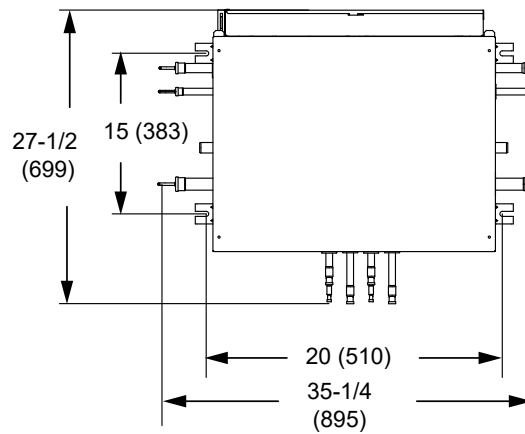
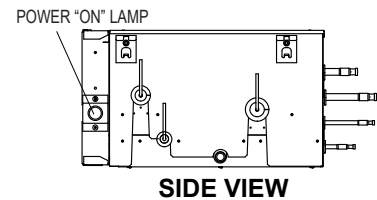
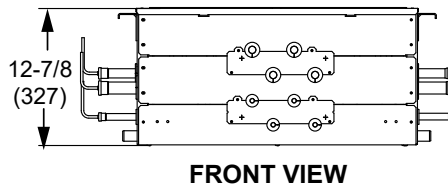
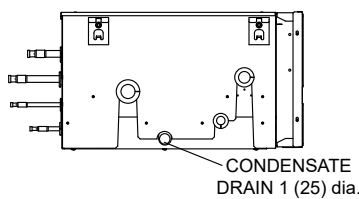
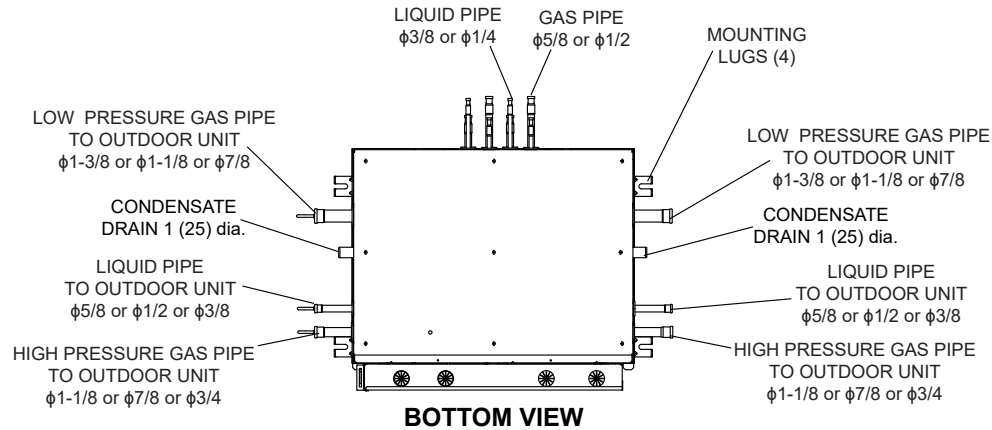
PIPING CONNECTIONS

Indoor Unit (in)	Liquid Pipe	1/4,3/8
	Gas Pipe	1/2, 5/8
Outdoor Unit (in)	Liquid Pipe	5/8,1/2,3/8
	H.P. Gas Pipe	1-1/8,7/8,3/4
	L.P. Gas Pipe	1-3/8,1-1/8,7/8
Condensate Drain Connection (in)		1
PCB Quantity		1
Net Weight (lb)		141
Shipping Weight (lb)		84



NOTE – Due to Lennox' ongoing commitment to quality, Specifications, Ratings and Dimensions subject to change without notice and without incurring liability. Improper installation, adjustment, alteration, service or maintenance can cause property damage or personal injury. Installation and service must be performed by a qualified installer and servicing agency.

DIMENSIONS - INCHES



NOTE - Horizontal installation only.

NOTE - Field piping connections for the outdoor unit gas and liquid pipes are provided on the right and left side of the mode selection box. Only one side can be used. Piping through the box to another mode selection box is not allowed; use the proper branch joint kit when multiple mode selection boxes are connected.