



SUBMITTAL DATA - INDOOR UNIT

VHIA030S4-1P

VRF HEAT PUMP & HEAT RECOVERY

Job: _____

Location: _____

Schedule No.: _____

System Designation: _____

Engineer: _____

Architect: _____

Date: _____

For: Reference Approval Review Construction

FEATURES

- Pre Heat Function
- Auto Addressing
- Auto Restart
- Optional Condensate Pump
- Electronic Expansion Valve
- Factory Secondary Drain Pan
- Flare Connections
- LED Display
- Washable Filter
- Refrigerant R-410A
- Seven capacity sizes from 24,000 to 96,000 Btu/h

Product Warranty

All covered components – One year limited warranty.

SPECIFICATIONS

PERFORMANCE

Cooling Capacity ¹ (Btu/h)		30,000
Heating Capacity ¹ (Btu/h)		34,100
Airflow (CFM)	High	1,326
	Medium	1,195
	Low	948
External Static Pressure (in. WC)		0.15 - 0.80
Sound Pressure (dBA)	High	52
	Medium	49
	Low	47

ELECTRICAL DATA

Power Supply (V/Hz/Φ)	208-230/60/1
Minimum circuit ampacity (MCA)	2.5
Max. Overcurrent Protection (MOCP)	15
Cooling Power Input ² (W)	430
Cooling Rated current (A)	2.05
Heating Power Input ² (W)	430
Heating Rated current (A)	2.05
Indoor Fan Motor Input (W)	359

DIMENSIONS

Unit Dimensions (in)	Height	16-5/8
	Width	37-1/2
	Depth	27-1/8
Liquid Pipe Connection (in)		3/8
Gas Pipe Connection (in)		5/8
Condensate drain connection (in)	(1)	1-1/4
Unit Shipping Weight (lb)		125
Unit Net Weight (lb)		110



OPTIONAL ACCESSORIES

<input type="checkbox"/> Non-Programmable Controller	V0STAT54P-1
<input type="checkbox"/> Programmable Wired Controller	V0STAT51P-1
<input type="checkbox"/> Infrared Wireless Controller	V0STAT52P-1
<input type="checkbox"/> Infrared Sensor	V0SNSR78P-1
<input type="checkbox"/> Remote Sensor	V0SNSR00P-1
<input type="checkbox"/> Auxiliary Heat Interface	V0CTRL90P-1
<input type="checkbox"/> Hotel Keycard Interface	V0CTRL88O-1
<input type="checkbox"/> Optional Drain Pump Kit	V8DRNP04

NOTES

1. Cooling and Heating capacity data is rated at the following conditions:
Cooling: 80°FDB / 67°FWB Indoor, 95°FDB Outdoor
Heating: 70°FDB Indoor, 47°FDB / 43°FWB Outdoor
2. Power Input values are rated at high fan speed.

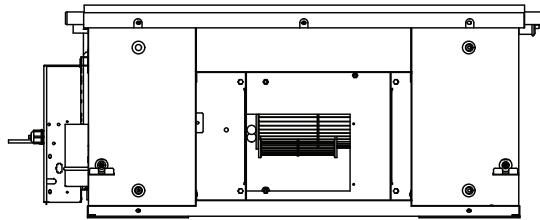
NOTE – Due to Lennox' ongoing commitment to quality, Specifications, Ratings and Dimensions subject to change without notice and without incurring liability. Improper installation, adjustment, alteration, service or maintenance can cause property damage or personal injury. Installation and service must be performed by a qualified installer and servicing agency.



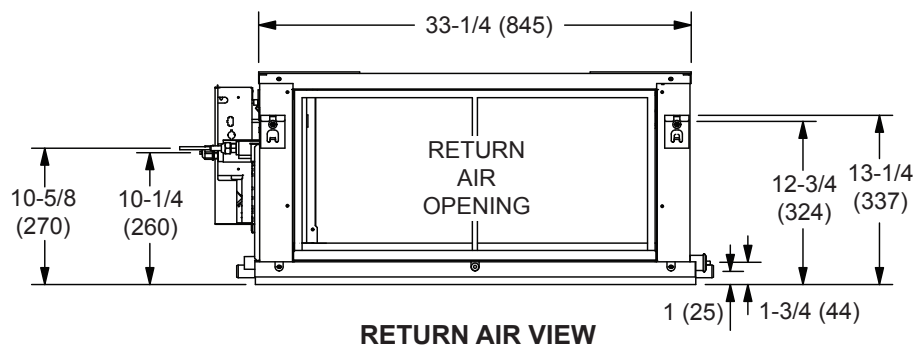
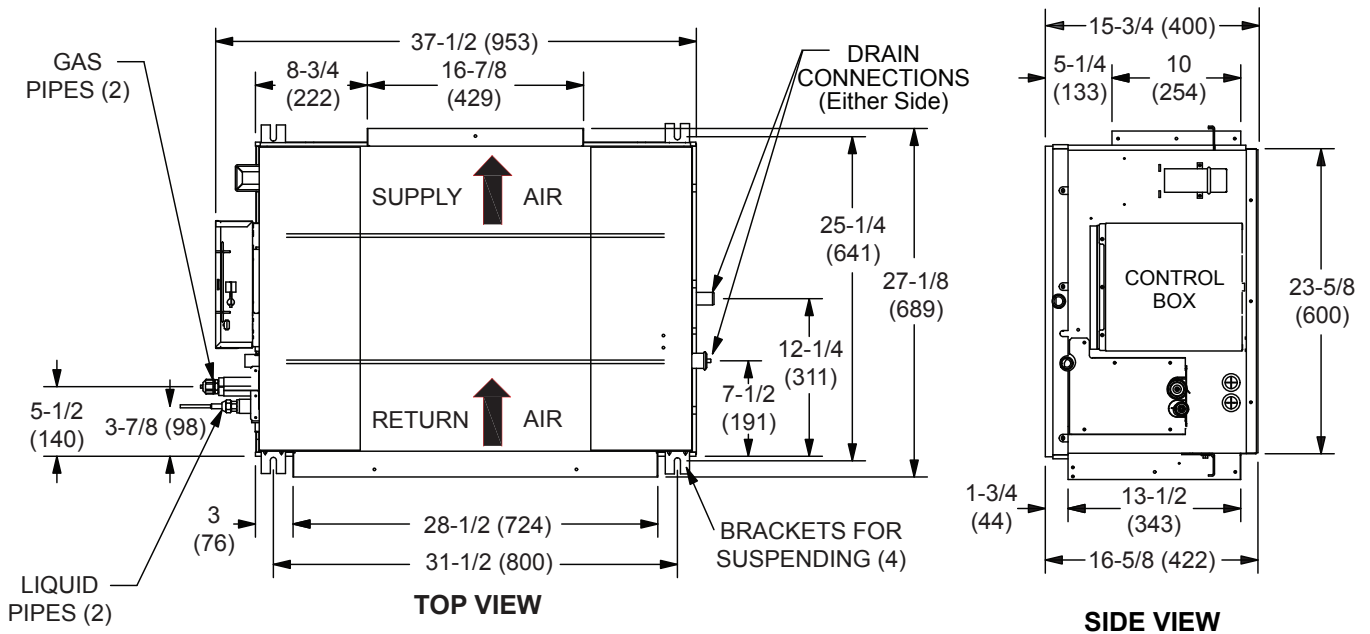


SUBMITTAL DATA - INDOOR UNIT
VHIA030S4-1P
 VRF HEAT PUMP & HEAT RECOVERY

DIMENSIONAL DRAWINGS - INCHES (MM)



SUPPLY AIR VIEW



NOTE - Due to Lennox' ongoing commitment to quality, Specifications, Ratings and Dimensions subject to change without notice and without incurring liability. Improper installation, adjustment, alteration, service or maintenance can cause property damage or personal injury. Installation and service must be performed by a qualified installer and servicing agency.