

Job: _____
 Location: _____
 Schedule No.: _____
 System Designation: _____

Engineer: _____
 Architect: _____
 Location: _____
 Date: _____
 For: Reference Approval Review Construction

Floor Standing Indoor Unit (Cased)

FEATURES

- Pre Heat Function
- Auto Addressing
- Auto Restart
- Electronic Expansion Valve
- High-Efficiency DC Motor
- Receiver/Display Panel
- Air Filter
- Flare Connections
- Refrigerant R-410A
- Six Capacity Sizes from 7,500 to 24,000 Btu/h

WARRANTY

- 10-year limited warranty.*See warranty for details.

SPECIFICATIONS

PERFORMANCE

Cooling Capacity ¹ (Btu/h)	7,500
Heating Capacity ¹ (Btu/h)	8,200
Airflow (CFM)	Low/Medium/High 253/273/293
External Static Pressure (in. w.g.)	0
Sound (dBA)	Low/Medium/High 32.7/33.8/35

ELECTRICAL DATA

Power Supply (Volts/Hertz/Phase)	208-230/60/1
Minimum Circuit Ampacity (MCA) (A)	0.47
Maximum Overcurrent Protection (MOP) (A)	15
Cooling Power Input (W)	35
Cooling Rated Current (A)	0.3
Heating Power Input (W)	35
Heating Rated Current (A)	0.3
Indoor Fan Motor Input (W)	30

DIMENSIONS

Unit Dimensions (in)	Width	40-1/8
	Height	19-1/2
	Depth	7-7/8
Liquid Pipe Connection (in) (I.D.)		1/4
Gas Pipe Connection (in) (I.D.)		1/2
Drain Connection (in) (O.D.)		3/4
Net Weight (lb)		49
Shipping Weight (lb)		62



OPTIONAL ACCESSORIES

<input type="checkbox"/> Wired Controller	V0STAT55P-3
<input type="checkbox"/> Support Feet	V8VSA001-3P
<input type="checkbox"/> Hotel Keycard Interface	VOCTRL88P-1

NOTES

1. Cooling and Heating capacity data is rated at the following conditions:
 Cooling: 80°FDB / 67°FWB Indoor, 95°FDB
 Outdoor Heating: 70°FDB Indoor, 47°FDB / 43°FDB
 Outdoor.

NOTE – Due to Lennox' ongoing commitment to quality, Specifications, Ratings and Dimensions subject to change without notice and without incurring liability. Improper installation, adjustment, alteration, service or maintenance can cause property damage or personal injury. Installation and service must be performed by a qualified installer and servicing agency.




DIMENSIONAL DRAWINGS - INCHES (MM)

VSCA007H4

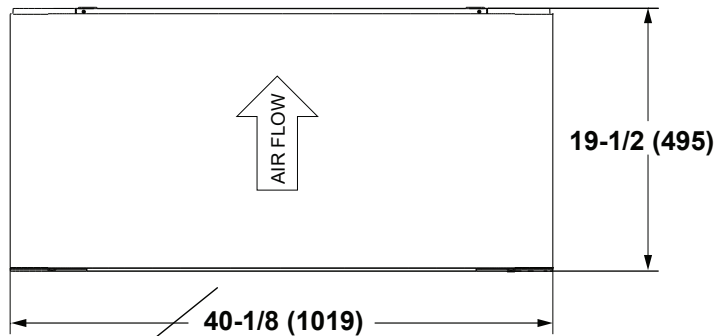


TOP VIEW

SUPPLY AIR OPENING



LEFT SIDE VIEW

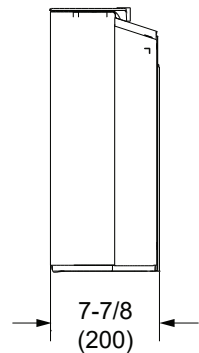


FRONT VIEW

RETURN AIR OPENING (Bottom)

19-1/2 (495)

40-1/8 (1019)



RIGHT SIDE VIEW

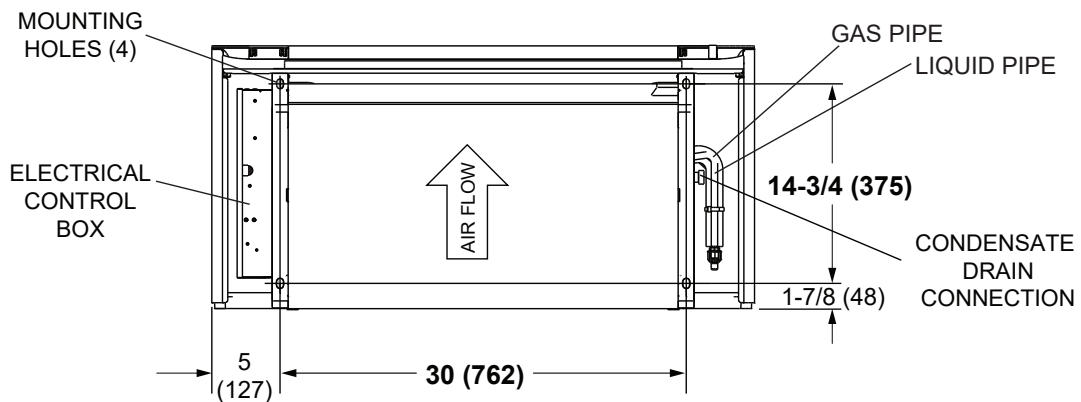
7-7/8 (200)

NOTE - Optional Feet (not shown) add 3-1/2 in. (89 mm) to the overall height



BOTTOM VIEW

RETURN AIR OPENING



BACK VIEW

MOUNTING HOLES (4)

ELECTRICAL CONTROL BOX

GAS PIPE

LIQUID PIPE

14-3/4 (375)

CONDENSATE DRAIN CONNECTION

1-7/8 (48)

5 (127)

30 (762)