



# SUBMITTAL DATA – INDOOR UNIT VWMA007S4-2P

VRF HEAT PUMP & HEAT RECOVERY

**Job:** \_\_\_\_\_

**Location:** \_\_\_\_\_

**Schedule No.:** \_\_\_\_\_

**System Designation:** \_\_\_\_\_

**Engineer:** \_\_\_\_\_

**Architect:** \_\_\_\_\_

**Date:** \_\_\_\_\_

**For:** Reference Approval Review Construction

## Wall Mounted Indoor Unit

### FEATURES

- Pre Heat Function
- Auto Addressing
- Auto Restart
- Auto Swing Louvers
- Electronic Expansion Valve
- Flare Connections
- LED Display
- Washable Filter
- Refrigerant R-410A
- Seven capacity sizes from 7,000 to 30,000 Btu/h

### SPECIFICATIONS

#### PERFORMANCE

Cooling Capacity <sup>1</sup> (Btu/h)		7,500
Heating Capacity <sup>1</sup> (Btu/h)		8,200
Airflow (CFM)	High	309
	Medium	283
	Low	253
External Static Pressure (in. WC)		-
Sound Pressure (dBA)	High	35
	Medium	32
	Low	29

#### ELECTRICAL DATA

Power Supply (V/Hz/Φ)	208-230/60/1
Minimum circuit ampacity (MCA)	0.2
Max. Overcurrent Protection (MOCP)	15
Cooling Power Input <sup>2</sup> (W)	35
Cooling Rated current (A)	0.2
Heating Power Input <sup>2</sup> (W)	35
Heating Rated current (A)	0.2
Indoor Fan Motor Input (W)	25

#### DIMENSIONS

Unit Dimensions (in)	Height	11-3/8
	Width	36
	Depth	9
Liquid Pipe Connection (in)		1/4
Gas Pipe Connection (in)		1/2
Condensate drain connection (in)		(1) 5/8
Unit Shipping Weight (lb)		37
Unit Net Weight (lb)		29



### OPTIONAL ACCESSORIES

<input type="checkbox"/> Non-Programmable Controller	V0STAT54P
<input type="checkbox"/> Programmable Controller	V0STAT51P
<input type="checkbox"/> Infrared Wireless Controller	V0STAT52P-1
<input type="checkbox"/> Infrared Sensor	V0SNSR78P-1
<input type="checkbox"/> Hotel Keycard Interface	V0CTRL88P-1

### NOTES

1. Cooling and Heating capacity data is rated at the following conditions:  
Cooling: 80°FDB / 67°FWB Indoor, 95°FDB Outdoor  
Heating: 70°FDB Indoor, 47°FDB / 43°FWB Outdoor
2. Power Input values are rated at high fan speed.

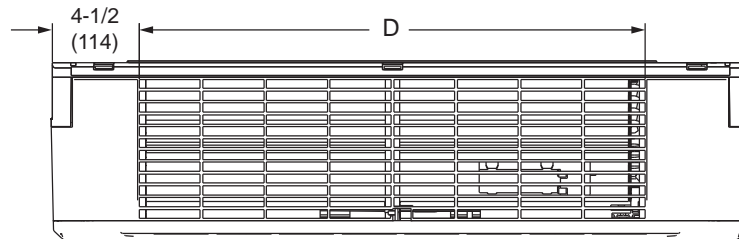


NOTE – Due to Lennox' ongoing commitment to quality, Specifications, Ratings and Dimensions subject to change without notice and without incurring liability. Improper installation, adjustment, alteration, service or maintenance can cause property damage or personal injury. Installation and service must be performed by a qualified installer and servicing agency.

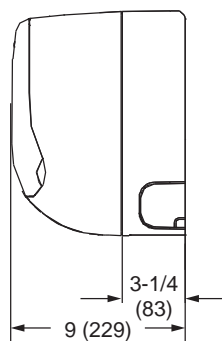


SUBMITTAL DATA - INDOOR UNIT  
**VWMA007S4-2P**  
 VRF HEAT PUMP & HEAT RECOVERY

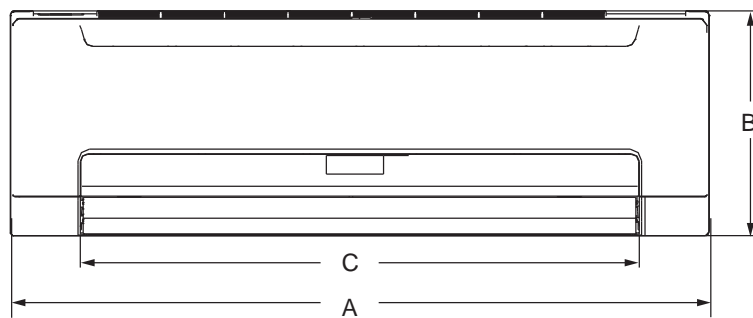
**DIMENSIONAL DRAWINGS - INCHES (MM)**



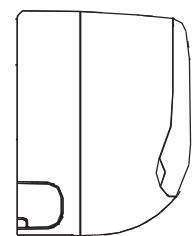
TOP VIEW



SIDE VIEW



FRONT VIEW



SIDE VIEW

Size	A		B		C		D	
	in.	mm	in.	mm	in.	mm	in.	mm
007, 009, 012	36	914	11-3/8	289	28-7/8	733	27-1/4	692

NOTE - Due to Lennox' ongoing commitment to quality, Specifications, Ratings and Dimensions subject to change without notice and without incurring liability. Improper installation, adjustment, alteration, service or maintenance can cause property damage or personal injury. Installation and service must be performed by a qualified installer and servicing agency.