



# SUBMITTAL DATA – INDOOR UNIT VWMA018S4-1P

## VRF HEAT PUMP & HEAT RECOVERY

**Job:** \_\_\_\_\_

**Location:** \_\_\_\_\_

**Schedule No.:** \_\_\_\_\_

**System Designation:** \_\_\_\_\_

**Engineer:** \_\_\_\_\_

**Architect:** \_\_\_\_\_

**Date:** \_\_\_\_\_

**For:** Reference Approval Review Construction

### FEATURES

- Pre Heat Function
- Auto Addressing
- Auto Restart
- Auto Swing Louvers
- Electronic Expansion Valve
- Flare Connections
- LED Display
- Washable Filter
- Refrigerant R-410A
- Seven capacity sizes from 7,000 to 30,000 Btu/h

### Product Warranty

All covered components – One year limited warranty.

### SPECIFICATIONS

#### PERFORMANCE

Cooling Capacity <sup>1</sup> (Btu/h)		19,000
Heating Capacity <sup>1</sup> (Btu/h)		21,500
Airflow (CFM)	High	544
	Medium	506
	Low	444
External Static Pressure (in. WC)		-
Sound Pressure (dBA)	High	40
	Medium	38
	Low	34

#### ELECTRICAL DATA

Power Supply (V/Hz/Φ)	208-230/60/1
Minimum circuit ampacity (MCA)	0.3
Max. Overcurrent Protection (MOCP)	15
Cooling Power Input <sup>2</sup> (W)	55
Cooling Rated current (A)	0.25
Heating Power Input <sup>2</sup> (W)	55
Heating Rated current (A)	0.25
Indoor Fan Motor Input (W)	44

#### DIMENSIONS

Unit Dimensions (in)	Height	12-3/8
	Width	42-1/4
	Depth	9
Liquid Pipe Connection (in)		3/8
Gas Pipe Connection (in)		5/8
Condensate drain connection (in)		(1) 5/8
Unit Shipping Weight (lb)		41
Unit Net Weight (lb)		33



### OPTIONAL ACCESSORIES

<input type="checkbox"/> Non-Programmable Controller	V0STAT54P-1
<input type="checkbox"/> Programmable Wired Controller	V0STAT51P-1
<input type="checkbox"/> Infrared Wireless Controller	V0STAT52P-1
<input type="checkbox"/> Infrared Sensor	V0SNSR78P-1
<input type="checkbox"/> Hotel Keycard Interface	V0CTRL88O-1

### NOTES

1. Cooling and Heating capacity data is rated at the following conditions:  
Cooling: 80°FDB / 67°FWB Indoor, 95°FDB Outdoor  
Heating: 70°FDB Indoor, 47°FDB / 43°FWB Outdoor
2. Power Input values are rated at high fan speed.

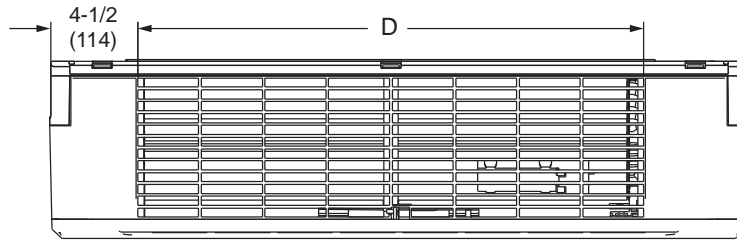


NOTE – Due to Lennox' ongoing commitment to quality, Specifications, Ratings and Dimensions subject to change without notice and without incurring liability. Improper installation, adjustment, alteration, service or maintenance can cause property damage or personal injury. Installation and service must be performed by a qualified installer and servicing agency.

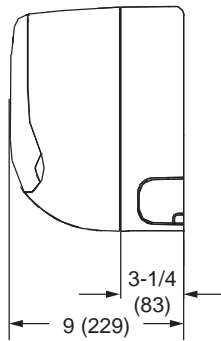


SUBMITTAL DATA - INDOOR UNIT  
**VWMA018S4-1P**  
 VRF HEAT PUMP & HEAT RECOVERY

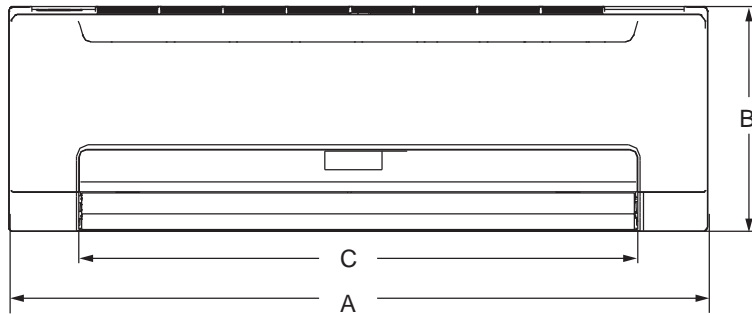
**DIMENSIONAL DRAWINGS - INCHES (MM)**



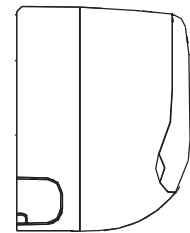
**TOP VIEW**



**SIDE VIEW**



**FRONT VIEW**



**SIDE VIEW**

Size	A		B		C		D	
	in.	mm	in.	mm	in.	mm	in.	mm
015, 018	42-1/4	1073	12-3/8	314	35-1/8	892	33-1/8	841

NOTE - Due to Lennox' ongoing commitment to quality, Specifications, Ratings and Dimensions subject to change without notice and without incurring liability. Improper installation, adjustment, alteration, service or maintenance can cause property damage or personal injury. Installation and service must be performed by a qualified installer and servicing agency.