

Job: _____
 Location: _____
 Schedule No.: _____
 System Designation: _____

Engineer: _____
 Architect: _____
 Location: _____
 Date: _____

For: Reference Approval Review Construction

Wall Mounted Ductless Indoor Unit

FEATURES

- Pre Heat Function
- Auto Swing Louvers
- Flare Connections
- Refrigerant R-410A
- Auto Addressing
- Electronic Expansion Valve
- LED Display
- Seven capacity sizes from 7,000 to 30,000 Btu/h
- Auto Restart
- High-Efficiency DC Motor

WARRANTY

- 10-year limited warranty.*See warranty for details.

SPECIFICATIONS

PERFORMANCE

| | | |
|---------------------------------------|-----------------|----------------|
| Cooling Capacity ¹ (Btu/h) | | 9,500 |
| Heating Capacity ¹ (Btu/h) | | 11,000 |
| Airflow (CFM) | Low/Medium/High | 230/275/310 |
| External Static Pressure (in. WC) | | 0 |
| Sound (dBA) | Low/Medium/High | 30.6/31.7/32.9 |

ELECTRICAL DATA

| | |
|---------------------------------------|--------------|
| Power Supply (Volts/Hertz/Phase) | 208-230/60/1 |
| Minimum Circuit Ampacity (MCA) | 0.24 |
| Maximum Overcurrent Protection (MOCP) | 15 |
| Cooling Power Input ² (W) | 20 |
| Cooling Rated Current (A) | 0.2 |
| Heating Power Input ² (W) | 20 |
| Heating Rated Current (A) | 0.2 |
| Indoor Fan Motor Input (W) | 18(H:0Pa) |

DIMENSIONS

| | | |
|-------------------------------------------------|--------|---------|
| Unit Dimensions (in) | Width | 39 |
| | Height | 12-3/8 |
| | Depth | 8-3/4 |
| Liquid Pipe Connection (in) (I.D.) | | 1/4 |
| Gas Pipe Connection (in) (I.D.) | | 1/2 |
| Condensate Drain Connection - Gravity in (O.D.) | | 5/8 (1) |
| Net Weight (lb) | | 27 |
| Shipping Weight (lb) | | 35 |



OPTIONAL ACCESSORIES

| | |
|---------------------------------------------------------------------------------------|-------------|
| <input type="checkbox"/> Non-Programmable Controller | V0STAT54P-3 |
| <input type="checkbox"/> Programmable Wired Controller | V0STAT51P-3 |
| <input type="checkbox"/> Infrared Wireless Controller | V0STAT52P-1 |
| <input type="checkbox"/> Occupancy Sensor | V0SNSR78P-3 |
| <input type="checkbox"/> HHE Relay Kit | VOCTRL92P-3 |
| <input type="checkbox"/> Hotel Keycard Interface | VOCTRL88P-1 |
| <input type="checkbox"/> Condensate Pumps (Reference Condensate Pump Selection Guide) | - |

NOTES

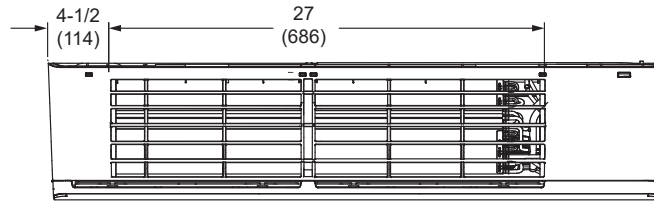
1. Cooling and Heating capacity data is rated at the following conditions:
 Cooling: 80°FDB / 67°FWB Indoor, 95°FDB
 Outdoor Heating: 70°FDB Indoor, 47°FDB / 43°FWB Outdoor.
2. Power Input values are rated at high fan speed.



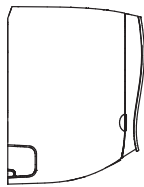
NOTE - Due to Lennox' ongoing commitment to quality, Specifications, Ratings and Dimensions subject to change without notice and without incurring liability. Improper installation, adjustment, alteration, service or maintenance can cause property damage or personal injury. Installation and service must be performed by a qualified installer and servicing agency.

DIMENSIONAL DRAWINGS - INCHES (MM)

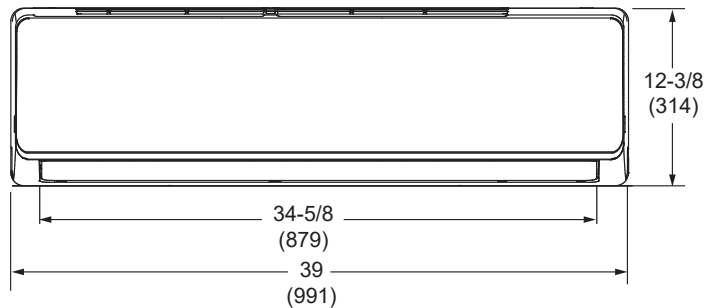
VWMB009H4



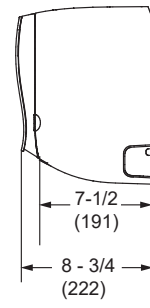
TOP VIEW



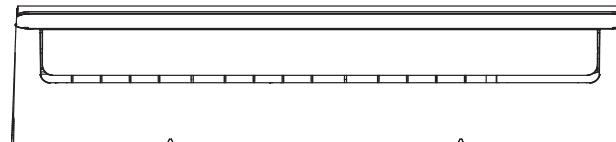
SIDE VIEW



FRONT VIEW



SIDE VIEW



BOTTOM VIEW