



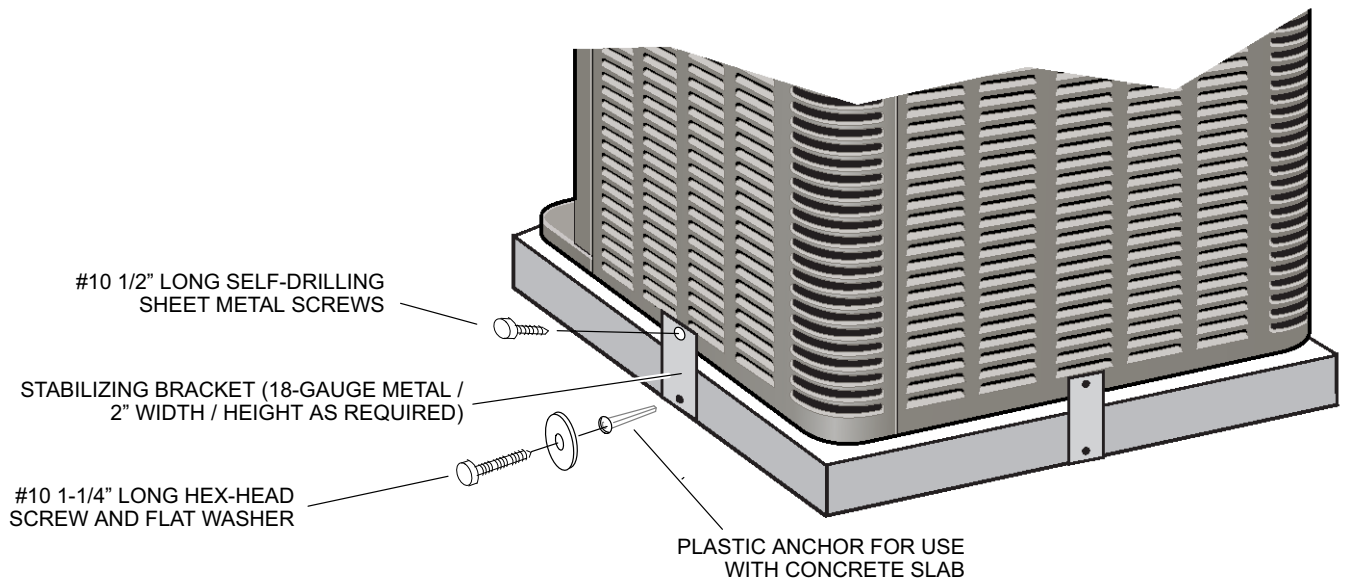
# INSTALLATION PROCEDURE

507574-01  
August 1, 2015

## Procedure for Securing Outdoor Air Conditioners and Heat Pumps to a Concrete or Plastic Mounting Slab or Deck Top

Follow the procedure outlined below to secure outdoor air-conditioners and heat pumps to a mounting slab or deck top.

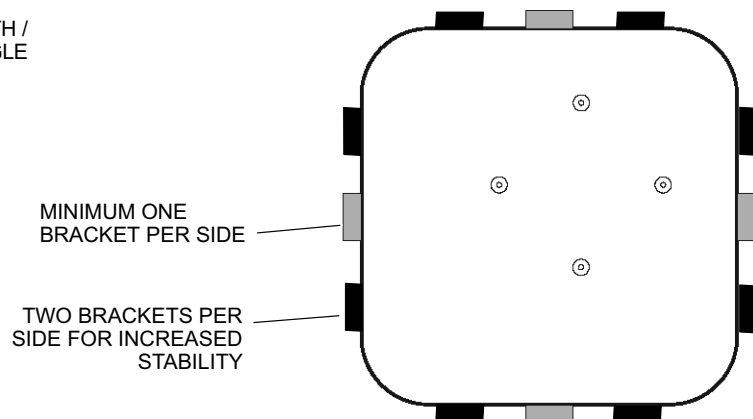
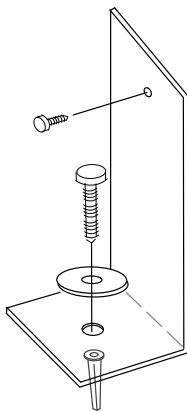
### Slab Side Mounting



**CONCRETE SLAB** - USE PLASTIC ANCHOR (HOLE DRILL 1/4")  
**PLASTIC SLAB** - NO PLASTIC ANCHOR (HOLE DRILL 1/8")

### Deck Top Mounting

STABILIZING BRACKET (18-GAUGE METAL / 2" WIDTH / HEIGHT AS REQUIRED); BEND TO FORM RIGHT ANGLE



WHEN USING TWO BRACKETS PER SIDE FOR INCREASED STABILITY, INSTALL BRACKETS 2" FROM EACH CORNER.