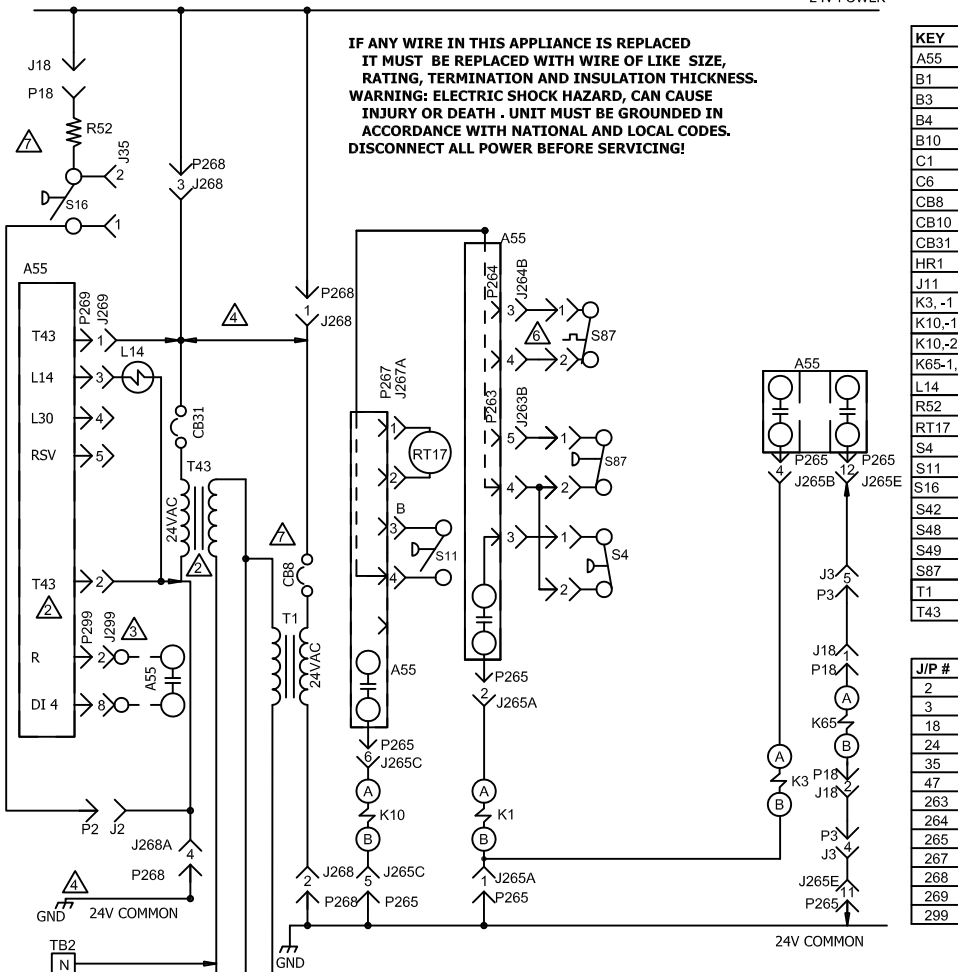


24V POWER

**IF ANY WIRE IN THIS APPLIANCE IS REPLACED IT MUST BE REPLACED WITH WIRE OF LIKE SIZE, RATING, TERMINATION AND INSULATION THICKNESS. WARNING: ELECTRIC SHOCK HAZARD, CAN CAUSE INJURY OR DEATH. UNIT MUST BE GROUNDED IN ACCORDANCE WITH NATIONAL AND LOCAL CODES. DISCONNECT ALL POWER BEFORE SERVICING!**

KEY	COMPONENT
A55	CONTROL, MAIN PANEL LENNIX
B1	COMPRESSOR 1
B3	MOTOR, BLOWER
B4	MOTOR, OUTDOOR FAN
B10	MOTOR, EXHAUST FAN
C1	CAPACITOR, OUTDOOR FAN 1
C6	CAPACITOR, EXHAUST FAN
CB8	CIRCUIT, BREAKER
CB10	CIRCUIT BREAKER, MAIN DISCONNECT
CB31	CIRCUIT BREAKER, TRANSFORMER T43
HR1	HEATER, COMPRESSOR
J11	JACK, GFI RECEPTACLE
K3, -1	CONTACTOR, BLOWER LOW
K10,-1	RELAY, OUTDOOR FAN 1
K10,-2	RELAY, CRANKCASE
K65-1,2	RELAY, EXHAUST FAN
L14	VALVE, SOLENOID REHEAT COIL 1
R52	RESISTOR, TXV CONTROL
RT17	SENSOR, OUTDOOR AIR
S4	SWITCH, LIMIT HI PRESS
S11	SWITCH, LOW PRESS, LOW AMBIENT KIT
S16	SWITCH, HIGH PRESS, HIGH AMBIENT KIT
S42	SWITCH, OVERLOAD FOR BLOWER MOTOR
S48	SWITCH, DISCONNECT
S49	SWITCH, FREEZESTAT
S87	SWITCH, LOW PRESS, COMPRESSOR 1
T1	TRANSFORMER, CONTROL
T43	TRANSFORMER, REHEAT

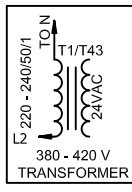
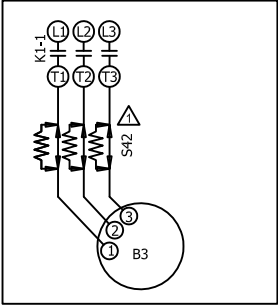
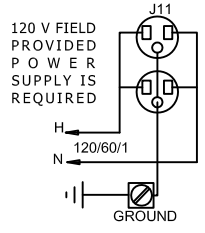
J/P #	JACK/PLUG DESCRIPTION
2	HEAT
3	ECONOMIZER BYPASS
18	EXHAUST FAN
24	EXHAUST FAN
35	TEST
47	OUTDOOR FAN
263	HIGH AND LOW PRESSURE SWITCHES
264	BLOWER DECK
265	CONTACTORS AND RELAYS
267	OUTDOOR FAN AREA
268	TRANSFORMER 1 POWER
269	HUMIDITROL
299	HUMIDITROL INTERFACE



- ⚠️ USED ON M VOLT, AND MOTORS WITHOUT INTERNAL OVERLOADS.
- ⚠️ ONLY IN UNITS WITH HUMIDITROL OR PHASE DETECTION OPTION
- ⚠️ EXTERNAL HUMIDITROL CONTACTS
- ⚠️ J268-1, -3 AND J268-2, -4 ARE CONNECTED ON UNITS WITHOUT HUMIDITROL OR PHASE DETECTION OPTIONS
- ⚠️ MOVE WIRE FROM 240 TO 208 TAP ON T1 OR T43 TRANSFORMER FOR 208 LINE VOLTAGE APPLICATIONS
- ⚠️ S49 IS PART OF A 5VDC CIRCUIT
- ⚠️ USED ON ENVIRON COIL SYSTEM ONLY

← DENOTES OPTIONAL COMPONENTS  
 ——— DENOTES LINE VOLTAGE FIELD INSTALLED

NOTE: USE COPPER CONDUCTORS ONLY



07/14	WIRING DIAGRAM	07/14
537774-01		
COOLING		
LCH, LGH - 072H - G, J, M, Y		
SECTION B		REV. 0
Supersedes	Form No.	537774-01