



2014 COMMERCIAL EQUIPMENT PRICE BOOK

Effective 6/2014
Supersedes all previous dates

REF

REF



ENERGENCE
Saving Energy with Intelligence™



LANDMARK[®]
Performance Marked by Flexibility™

RAIDER[®]
Value Without Compromise™





PRICE BOOK

Raider 3 - 5 Ton	Page 3
Raider 7.5 - 12.5 Ton	Page 8
Landmark 2 - 7.5 Ton	Page 12
Landmark 7.5 - 12.5 Ton	Page 20
Landmark 13 - 25 Ton	Page 27
Energence 3 - 6 Ton	Page 35
Energence 7.5 - 12.5 Ton	Page 43
Energence 13 - 25 Ton	Page 50
Energence 25 - 30 Ton	Page 59
Unit Heaters / Duct Heaters	Page 66
Indoor Air Quality - Energy Recovery	Page 71
Air Conditioners	Page 72
Heat Pumps	Page 76
Air Handlers	Page 79
Controls	Page 86
Adaptor Curbs	Page 99



PACKAGED ROOFTOP UNITS

RAIDER® 3 - 5 TON



FACTORY CONFIGURATION

		Voltage /phase	Heat	SEER	EER	Blower Motor hp	Blower Type or Drive #	Dimensions H x W x L (in.)	Wt. (Net Base)	Order No.	Price	Stock
PACKAGED GAS - 3 - 5 TON - STANDARD EFFICIENCY COOLING - R-410A												
ZGA036S4BS P	3 ton	208/230v-1ph	65 Single	13.0	11.5	1.5	Z01	37x47.25x76	484	V9643	\$ -	---
ZGA036S4BM P	3 ton	208/230v-1ph	108 Single	13.0	11.5	1.5	Z01	37x47.25x76	484	V9639	\$ -	Y
ZGA036S4BM P	3 ton	208/230v-1ph	108 Single	13.0	11.5	1.5	Z04	37x47.25x76	484	V9636	\$ -	---
ZGA036S4BS Y	3 ton	208/230v-3ph	65 Single	13.0	11.5	1	Z01	37x47.25x76	484	V9640	\$ -	Y
ZGA036S4BM Y	3 ton	208/230v-3ph	108 Single	13.0	11.5	1	Z01	37x47.25x76	484	V9638	\$ -	Y
ZGA036S4BM Y	3 ton	208/230v-3ph	108 Single	13.0	11.5	1	Z04	37x47.25x76	484	V9637	\$ -	---
ZGA036S4BM J	3 ton	575v-3ph	108 Single	13.0	11.5	1	Z01	37x47.25x76	499	V9641	\$ -	---
ZGA036S4BM J	3 ton	575v-3ph	108 Single	13.0	11.5	1	Z04	37x47.25x76	499	V9635	\$ -	---
ZGA048S4BS P	4 ton	208/230v-1ph	65 Single	13.0	10.8	1.5	Z02	37x47.25x76	498	V9654	\$ -	Y
ZGA048S4BH P	4 ton	208/230v-1ph	150 Dual	13.0	10.8	1.5	Z02	37x47.25x76	498	V9652	\$ -	Y
ZGA048S4BH P	4 ton	208/230v-1ph	150 Dual	13.0	10.8	1.5	Z05	37x47.25x76	498	V9647	\$ -	---
ZGA048S4BS Y	4 ton	208/230v-3ph	65 Single	13.0	10.8	1	Z02	37x47.25x76	498	V9650	\$ -	---
ZGA048S4BM Y	4 ton	208/230v-3ph	108 Single	13.0	10.8	1	Z02	37x47.25x76	498	V9649	\$ -	Y
ZGA048S4BH Y	4 ton	208/230v-3ph	150 Dual	13.0	10.8	1	Z02	37x47.25x76	498	V9648	\$ -	Y
ZGA048S4BH Y	4 ton	208/230v-3ph	150 Dual	13.0	10.8	1.5	Z05	37x47.25x76	498	V9645	\$ -	---
ZGA048S4BH J	4 ton	575v-3ph	150 Dual	13.0	10.8	1	Z02	37x47.25x76	509	V9651	\$ -	---
ZGA048S4BH J	4 ton	575v-3ph	150 Dual	13.0	10.8	1.5	Z05	37x47.25x76	509	V9646	\$ -	---
ZGA060S4BM P	5 ton	208/230v-1ph	108 Single	13.0	10.7	1.5	Z03	37x47.25x76	530	V9666	\$ -	Y
ZGA060S4BH P	5 ton	208/230v-1ph	150 Dual	13.0	10.7	1.5	Z03	37x47.25x76	530	V9665	\$ -	Y
ZGA060S4BH P	5 ton	208/230v-1ph	150 Dual	13.0	10.7	1.5	Z06	37x47.25x76	530	V9658	\$ -	---
ZGA060S4BS Y	5 ton	208/230v-3ph	65 Single	13.0	10.7	1	Z03	37x47.25x76	530	V9663	\$ -	Y
ZGA060S4BM Y	5 ton	208/230v-3ph	108 Single	13.0	10.7	1	Z03	37x47.25x76	530	V9661	\$ -	Y
ZGA060S4BU Y	5 ton	208/230v-3ph	108 Dual	13.0	10.7	1	Z03	37x47.25x76	530	V9662	\$ -	Y
ZGA060S4BH Y	5 ton	208/230v-3ph	150 Dual	13.0	10.7	1	Z03	37x47.25x76	530	V9660	\$ -	Y
ZGA060S4BH Y	5 ton	208/230v-3ph	150 Dual	13.0	10.7	1.5	Z06	37x47.25x76	530	V9656	\$ -	Y
ZGA060S4BH J	5 ton	575v-3ph	150 Dual	13.0	10.7	1	Z03	37x47.25x73.75	537	V9664	\$ -	---
ZGA060S4BH J	5 ton	575v-3ph	150 Dual	13.0	10.7	1.5	Z06	37x47.25x73.75	537	V9657	\$ -	---



PACKAGED ROOFTOP UNITS

RAIDER® 3 - 5 TON



FACTORY CONFIGURATION

		Voltage /phase	Heat	SEER	EER	Blower Motor hp	Blower Type or Drive #	Dimensions H x W x L (in.)	Wt. (Net Base)	Order No.	Price	Stock
PACKAGED ELECTRIC/ELECTRIC - 3 - 5 TON - STANDARD EFFICIENCY COOLING - R-410A												
ZCA036S4BN P	3 ton	208/230v-1ph	Opt. Elec. Heat	13.0	11.3	1.5	Z01	37x47.25x76	451	V9626	\$ -	Y
ZCA036S4BN Y	3 ton	208/230v-3ph	Opt. Elec. Heat	13.0	11.3	1	Z01	37x47.25x76	451	V9625	\$ -	Y
ZCA048S4BN P	4 ton	208/230v-1ph	Opt. Elec. Heat	13.0	10.8	1.5	Z02	37x47.25x76	465	V9629	\$ -	Y
ZCA048S4BN Y	4 ton	208/230v-3ph	Opt. Elec. Heat	13.0	10.8	1	Z02	37x47.25x76	465	V9628	\$ -	---
ZCA060S4BN P	5 ton	208/230v-1ph	Opt. Elec. Heat	13.0	10.7	1.5	Z03	37x47.25x76	497	V9632	\$ -	---
ZCA060S4BN Y	5 ton	208/230v-3ph	Opt. Elec. Heat	13.0	10.7	1	Z03	37x47.25x76	497	V9631	\$ -	Y
ZCA060S4BN J	5 ton	575v-3ph	Opt. Elec. Heat	13.0	10.7	1	Z03	37x47.25x73.75	506	V9634	\$ -	---
PACKAGED HEAT PUMP - 3 - 5 TON - STANDARD EFFICIENCY COOLING - R-410A												
ZHA036S4BN P	3 ton	208/230v-1ph	Opt. Elec. Heat	13.0	11.3	1.5	Z01	37x47.25x76	530	L1899	\$ -	---
ZHA036S4BN Y	3 ton	208/230v-3ph	Opt. Elec. Heat	13.0	11.3	1	Z01	37x47.25x76	530	V9669	\$ -	Y
ZHA048S4BN P	4 ton	208/230v-1ph	Opt. Elec. Heat	13.0	10.8	1.5	Z02	37x47.25x76	539	L1900	\$ -	---
ZHA048S4BN Y	4 ton	208/230v-3ph	Opt. Elec. Heat	13.0	10.8	1	Z02	37x47.25x76	539	V9671	\$ -	---
ZHA060S4BN P	5 ton	208/230v-1ph	Opt. Elec. Heat	13.0	10.9	1.5	Z03	37x47.25x76	585	L1901	\$ -	---
ZHA060S4BN Y	5 ton	208/230v-3ph	Opt. Elec. Heat	13.0	10.9	1	Z03	37x47.25x76	585	V9673	\$ -	Y



PACKAGED ROOFTOP UNITS

RAIDER® 3 - 5 TON

RAIDER® - 3 - 5 TON ACCESSORIES (Field Installed)

Description	Order No.	Price
ROOF CURBS - DOWNFLOW		
HYBRID ROOF CURBS		
8 in. height	Z1CURB70A-1	11F76 \$ -
14 in. height	Z1CURB71A-1	11F77 \$ -
18 in. height	Z1CURB72A-1	11F78 \$ -
24 in. height	Z1CURB73A-1	11F79 \$ -
ECONOMIZER SECTIONS		
STANDARD ECONOMIZER (SENSIBLE CONTROL) (NOT FOR TITLE 24)		
With Barometric Relief Dampers And Exhaust Hood		
Downflow	Z1ECON30A-1	98W09 \$ -
Horizontal	Z1ECON16A-1	98W68 \$ -
STANDARD ECONOMIZER CONTROLS (NOT FOR TITLE 24)		
Single Enthalpy Control	C1SNSR64FF1	53W64 \$ -
HIGH PERFORMANCE ECONOMIZER (SENSIBLE CONTROL) (APPROVED FOR CALIFORNIA TITLE 24 BUILDING STANDARD)		
With Barometric Relief Dampers And Exhaust Hood		
Downflow	Z1ECON32A-1	10U51 \$ -
Horizontal	Z1ECON33A-1	10U52 \$ -
HIGH PERFORMANCE ECONOMIZER CONTROLS (NOT FOR TITLE 24)		
Single Enthalpy Control	C1SNSR60FF1	11G21 \$ -
POWER EXHAUST - STANDARD STATIC		
Downflow	208/230V-1 or 3ph - Z1PWRE10A-1P	21E01 \$ -
Horizontal	208/230V-1 or 3ph - Z1PWRE15A-1P	24E01 \$ -
575V Transformer Kit	575V-3ph - Z1TRFM20A-1J	59E02 \$ -
<i>NOTE - Order 575V Transformer Kit with 208/230V Power Exhaust Fan for 575V applications.</i>		
OUTDOOR AIR DAMPERS		
Includes Outdoor Air Hood		
Motorized	Z1DAMP21A-1	95W74 \$ -
Manual	Z1DAMP11A-1	95W73 \$ -
CABINET ACCESSORIES		
Coil/Hail Guards	[ZGA/ZCA] [ZHA036-048] Z1GARD10A-1	97W53 \$ -
	[ZHA060] Z1GARD10AT-1	99W58 \$ -
CEILING DIFFUSERS		
Step-Down - Order one	[024 thru 060] RTD9-65-R	27G87 \$ -
Flush - Order one	[024 thru 060] FD9-65-R	27G86 \$ -



PACKAGED ROOFTOP UNITS

RAIDER® 3 - 5 TON

RAIDER® - 3 - 5 TON ACCESSORIES (Field Installed)

Description		Order No.	Price
CONTROLS			
SMOKE DETECTORS are not available and must be field provided by installer.			
THERMOSTATS - See Controls Tab Section			
COOLING ACCESSORIES			
Condensate Drain Trap	PVC - C1TRAP20AD2	76W26	\$ -
	Copper - C1TRAP10AD2	76W27	\$ -
Drain Pan Overflow Switch	Z1SNSR90A1	99W59	\$ -
Low Ambient Kit	[ZCA/ZGA] Z1SNSR33A-1	99W67	\$ -
	[ZHA] Z1SNSR34A-1	99W68	\$ -
GAS HEAT (ZG MODELS)			
LPG/Propane Conversion Kits	One-stage models - Z1PROP10A-1	10B61	\$ -
	Two-stage models - Z1PROP20A-1	10B65	\$ -
Vertical Vent Extension	C1EXTN20FF1	31W62	\$ -
INDOOR AIR QUALITY			
CO2 Sensors			
Sensor - white case CO2 display	C0SNSR50AE1L	77N39	\$ -
Sensor - duct mount, black case, no display	C0SNSR53AE1L	87N54	\$ -
CO2 Sensor Duct Mounting Kit	C0MISC19AE1-	85L43	\$ -
Aspiration Box - for duct mounting non-plenum rated CO2 sensors (77N39)	C0MISC16AE1-	90N43	\$ -



PACKAGED ROOFTOP UNITS

RAIDER® 3 - 5 TON

RAIDER® - 3 - 5 TON ACCESSORIES (Field Installed)

Description	Order No.	Price
ELECTRIC HEAT (ZC AND ZH MODELS)		
NOTE - Unit Fuse Block is Required and Must Be Ordered Separately		
5 kW	[036 thru 060] 208/230V-1ph - Z1EH0050AN1P	98W96 \$ -
	[036 thru 060] 208/230V-3ph - Z1EH0050AN1Y	99W01 \$ -
	[036 thru 060] 575V-3ph - Z1EH0050AN1J	99W11 \$ -
7.5 kW	[036 thru 060] 208/230V-1ph - Z1EH0075AN1P	98W97 \$ -
	[036 thru 060] 208/230V-3ph - Z1EH0075AN1Y	99W02 \$ -
	[036 thru 060] 575V-3ph - Z1EH0075AN1J	99W12 \$ -
10 kW	[036 thru 060] 208/230V-1ph - Z1EH0100AN1P	98W98 \$ -
	[036 thru 060] 208/230V-3ph - Z1EH0100AN1Y	99W03 \$ -
	[036 thru 060] 575V-3ph - Z1EH0100AN1J	99W13 \$ -
15 kW	[036 thru 060] 208/230V-1ph - Z1EH0150AN1P	98W99 \$ -
	[036 thru 060] 208/230V-3ph - Z1EH0150AN1Y	99W04 \$ -
	[036 thru 060] 575V-3ph - Z1EH0150AN1J	99W14 \$ -
22.5 kW	[048 thru 060] 208/230V-1ph - Z1EH0225AN1P	99W00 \$ -
	[048 thru 060] 208/230V-3ph - Z1EH0225AN1Y	99W05 \$ -
	[048 thru 060] 575V-3ph - Z1EH0225AN1J	99W15 \$ -
ELECTRICAL		
Bottom Power Entry Kit	Z1PEKT01A-1	98W08 \$ -
Unit Fuse Block	[All] 208/230V - 1 Ph - 45/50/60 Amp	10A26 \$ -
(Required with Electric Heat)	[ZCA036] [ZCA048] [ZHA036] [ZHA048] 208/230V - 3 Ph - 25/30 Amp	10A27 \$ -
	[ZCA060] [ZHA060] 208/230V - 3 Ph - 35/40 Amp	10A28 \$ -
	[All] 460V/575V - 3 Ph - 15/20 Amp	10A29 \$ -



PACKAGED ROOFTOP UNITS

RAIDER® 7.5 - 12.5 TON



FACTORY CONFIGURATION

Model No.	Cooling	Voltage /phase	Heat	SEER	EER	IEER	Blower Motor hp	Blower Type or Drive #	MSAV®	Econ. /Single Temp. /Baro. Relief	Dimensions H x W x L (in.)	Wt. (Net Base)	Order No.	Price	Stock
PACKAGED GAS - 7.5 - 12.5 TON - STANDARD EFFICIENCY COOLING - R-410A															
ZGA092S4BS Y	7.5 ton	208/230v-3ph	130K Dual	---	11.0	11.8	2	1			49x94x57	902	L2507	\$	- Y
ZGA092S4BM Y	7.5 ton	208/230v-3ph	180K Dual	---	11.0	11.8	2	1			49x94x57	902	L2513	\$	- Y
ZGA092S4BM Y	7.5 ton	208/230v-3ph	180K Dual	---	11.0	11.8	2	1		Y	49x94x57	902	L2530	\$	- Y
ZGA092S4BH Y	7.5 ton	208/230v-3ph	240K Dual	---	11.0	11.8	2	1			49x94x57	902	L2522	\$	- Y
ZGA092S4BM Y	7.5 ton	575v-3ph	180K Dual	---	11.0	11.8	2	1			49x94x57	902	L2512	\$	- ---
ZGA092S4BM J	7.5 ton	575v-3ph	180K Dual	---	11.0	11.8	2	1		Y	49x94x57	902	L2529	\$	- ---
ZGA092S4BH J	7.5 ton	575v-3ph	240K Dual	---	11.0	11.8	2	1			49x94x57	902	L2521	\$	- ---
ZGA102S4BS Y	8.5 ton	208/230v-3ph	130K Dual	---	11.0	11.8	2	1			49x94x57	922	L2509	\$	- ---
ZGA102S4BM Y	8.5 ton	208/230v-3ph	180K Dual	---	11.0	11.8	2	1			49x94x57	922	L2516	\$	- Y
ZGA102S4BM Y	8.5 ton	208/230v-3ph	180K Dual	---	11.0	11.8	2	1		Y	49x94x57	922	L2635	\$	- Y
ZGA102S4BM J	8.5 ton	575v-3ph	180K Dual	---	11.0	11.8	2	1			49x94x57	922	L2515	\$	- ---
ZGA120S4BS Y	10 ton	208/230v-3ph	130K Dual	---	11.0	11.8	3	5			49x94x57	962	L2510	\$	- ---
ZGA120S4BM Y	10 ton	208/230v-3ph	180K Dual	---	11.0	11.8	3	5			49x94x57	962	L2518	\$	- Y
ZGA120S4BM Y	10 ton	208/230v-3ph	180K Dual	---	11.0	11.8	3	5		Y	49x94x57	962	L2531	\$	- Y
ZGA120S4MM Y	10 ton	208/230v-3ph	180K Dual	---	11.0	11.8	3	5	Y	Y	49x94x57	962	M8190	\$	- ---
ZGA120S4BH Y	10 ton	208/230v-3ph	240K Dual	---	11.0	11.8	3	5			49x94x57	962	L2525	\$	- Y
ZGA120S4BH Y	10 ton	208/230v-3ph	240K Dual	---	11.0	11.8	3	5		Y	49x94x57	962	L2534	\$	- Y
ZGA120S4BH J	10 ton	575v-3ph	240K Dual	---	11.0	11.8	3	5			49x94x57	962	L2524	\$	- ---
ZGA120S4BH J	10 ton	575v-3ph	240K Dual	---	11.0	11.8	3	5		Y	49x94x57	962	L2533	\$	- ---
ZGA150S4BM Y	12.5 ton	208/230v-3ph	180K Dual	---	10.8	11.4	5	11			49x94x57	1052	L2520	\$	- Y
ZGA150S4MM Y	12.5 ton	208/230v-3ph	180K Dual	---	10.8	11.4	5	11	Y	Y	49x94x57	1052	M8192	\$	- ---
ZGA150S4BM Y	12.5 ton	208/230v-3ph	240K Dual	---	10.8	11.4	5	11			49x94x57	1052	L2528	\$	- Y
ZGA150S4BH Y	12.5 ton	208/230v-3ph	240K Dual	---	10.8	11.4	5	11		Y	49x94x57	1052	L2535	\$	- Y
ZGA150S4BH J	12.5 ton	575v-3ph	240K Dual	---	10.8	11.4	5	11			49x94x57	1052	L2527	\$	- ---
PACKAGED ELECTRIC/ELECTRIC - 7.5 - 12.5 TON - STANDARD EFFICIENCY COOLING - R-410A															
ZCA092S4BN Y	7.5 ton	208/230v-3ph	Opt. Elec. Heat	---	11.2	12.0	2	1			49x94x57	854	L2497	\$	- Y
ZCA092S4BN J	7.5 ton	575v-3ph	Opt. Elec. Heat	---	11.2	12.0	2	1			49x94x57	854	L2496	\$	- ---
ZCA102S4BN Y	8.5 ton	208/230v-3ph	Opt. Elec. Heat	---	11.2	12.0	2	1			49x94x57	874	L2499	\$	- ---
ZCA120S4BN Y	10 ton	208/230v-3ph	Opt. Elec. Heat	---	11.2	12.0	3	5			49x94x57	914	L2502	\$	- Y
ZCA120S4BN J	10 ton	575v-3ph	Opt. Elec. Heat	---	11.2	12.0	3	5			49x94x57	914	L2501	\$	- ---
ZCA150S4BN Y	12.5 ton	208/230v-3ph	Opt. Elec. Heat	---	11.0	11.6	5	11			49x94x57	1004	L2505	\$	- ---
ZCA150S4BN J	12.5 ton	575v-3ph	Opt. Elec. Heat	---	11.0	11.6	5	11			49x94x57	1004	L2504	\$	- ---



PACKAGED ROOFTOP UNITS

RAIDER® 7.5 - 12.5 TON

RAIDER® - 7.5 - 12.5 TON ACCESSORIES (Field Installed)

Description		Order No.	Price
ROOF CURBS - DOWNFLOW			
HYBRID ROOF CURBS			
8 in. height	Z1CURB40B-1	10Z25	\$ -
14 in. height	Z1CURB41B-1	10Z26	\$ -
18 in. height	Z1CURB42B-1	10Z27	\$ -
24 in. height	Z1CURB43B-1	10Z28	\$ -
ECONOMIZER SECTIONS			
ECONOMIZER			
With Outdoor Air Hood and Barometric Relief Dampers with Exhaust Hood			
Standard Economizer (Single Temp. Control) Downflow	Z1ECON30B-1	10Z29	\$ -
Standard Economizer (Single Temp. Control) Horizontal	Z1ECON16B-1	11G98	\$ -
ECONOMIZER CONTROLS			
Single Enthalpy Control	C1SNSR64FF1	53W64	\$ -
Differential Enthalpy Control	Order 2 - C1SNSR64FF1	53W64	\$ -
HORIZONTAL LOW PROFILE BAROMETRIC RELIEF DAMPERS WITH EXHAUST HOOD			
Horizontal Low Profile Barometric Relief Dampers	LAGEDH03/15	53K04	\$ -
POWER EXHAUST - STANDARD STATIC			
Downflow	208/230V-3ph - Z1PWRE10B-1Y	10Z70	\$ -
Horizontal	208/230V-3ph - Z1PWRE15A-1P	24E01	\$ -
575V Transformer Kit	575V-3ph - Z1TRFM20A-1J	59E02	\$ -
<i>NOTE - Order 575V Transformer Kit with 208/230V Power Exhaust Fan for 575V applications.</i>			
OUTDOOR AIR DAMPERS			
Includes Outdoor Air Hood			
Motorized	Z1DAMP20B-1	10Z33	\$ -
Manual	Z1DAMP10B-1	10Z32	\$ -



PACKAGED ROOFTOP UNITS

RAIDER® 7.5 - 12.5 TON

RAIDER® - 7.5 - 12.5 TON ACCESSORIES (Field Installed)

Description		Order No.	Price
CABINET ACCESSORIES			
Coil/Hail Guards	Z1GARD10B-1	10Y09	\$ -
CEILING DIFFUSERS			
Step-Down - Order one	[092] RTD11-95	29G04	\$ -
	[102 thru 120] RTD11-135	29G05	\$ -
	[150] RTD11-185	29G06	\$ -
Flush - Order one	[092] FD11-95	29G08	\$ -
	[102 thru 120] FD11-135	29G09	\$ -
	[150] FD11-185	29G10	\$ -
CONTROLS			
BACnet®	K0CTRL31A-1	96W15	\$ -
BACnet® Thermostat with Display	K0SNSR01FF1	97W23	\$ -
BACnet Thermostat without Display	K0SNSR00FF1	97W24	\$ -
Novar® 2051	K0CTRL30A-1	96W12	\$ -
Plenum Cable (75 ft.)	K0MISC00FF1	97W25	\$ -
SMOKE DETECTORS are not available and must be field provided by installer.			
THERMOSTATS - See Controls Tab Section			
COOLING ACCESSORIES			
Condensate Drain Trap	PVC - C1TRAP20AD2	76W26	\$ -
	Copper - C1TRAP10AD2	76W27	\$ -
Drain Pan Overflow Switch	Z1SNSR90A1	99W59	\$ -
Low Ambient Kit (Includes Compressor Crankcase Heater)	[ZCA/ZGA092] 208/230V-3ph - Z1LOAM02B-1Y	10Z35	\$ -
	[ZCA/ZGA092] 575V-3ph - Z1LOAM02B-1YJ	10Z37	\$ -
	[ZCA/ZGA102 thru 150] 208/230V-3ph - Z1LOAM12B-1Y	10Z51	\$ -
	[ZCA/ZGA102 thru 150] 575V-3ph - Z1LOAM12B-1YJ	10Z53	\$ -
GAS HEAT (ZG MODELS)			
Combustion Air Intake Extensions	T1EXTN10AN1	19W51	\$ -
LPG/Propane Conversion Kits	[Standard heat] E1LPCO10B-1	53W07	\$ -
	[Medium heat] E1LPCO20B-1	53W08	\$ -
	[High heat] E1LPCO30B-1	53W09	\$ -
Vertical Vent Extension	C1EXTN20FF1	31W62	\$ -
INDOOR AIR QUALITY			
CO2 Sensors			
Sensor - white case CO2 display	C0SNSR50AE1L	77N39	\$ -
Sensor - duct mount, black case, no display	C0SNSR53AE1L	87N54	\$ -
CO2 Sensor Duct Mounting Kit	C0MISC19AE1-	85L43	\$ -
Aspiration Box - for duct mounting non-plenum rated CO2 sensors (77N39)	C0MISC16AE1-	90N43	\$ -



PACKAGED ROOFTOP UNITS

RAIDER® 7.5 - 12.5 TON

RAIDER® - 7.5 - 12.5 TON ACCESSORIES (Field Installed)

Description		Order No.	Price
ELECTRIC HEAT (ZC MODELS)			
NOTE - Unit Fuse Block is Required and Must Be Ordered Separately			
7.5 kW	[ZCA092 thru 102] 208/230V-3ph - Z1EHO075B-1Y	10Y97	\$ -
	[ZCA092 thru 102] 575V-3ph - Z1EHO075B-1J	10Y99	\$ -
15 kW	[ZCA092 thru 150] 208/230V-3ph - Z1EHO150B-1Y	10Z01	\$ -
	[ZCA092 thru 150] 575V-3ph - Z1EHO150B-1J	10Z04	\$ -
22.5 kW	[ZCA092 thru 150] 208/230V-3ph - Z1EHO225B-1Y	10Z05	\$ -
	[ZCA092 thru 150] 575V-3ph - Z1EHO225B-1J	10Z07	\$ -
30 kW	[ZCA092 thru 150] 208/230V-3ph - Z1EHO300B-1Y	10Z08	\$ -
	[ZCA092 thru 150] 575V-3ph - Z1EHO300B-1J	10Z10	\$ -
45 kW	[ZCA092 thru 150] 208/230V-3ph - Z1EHO450B-1Y	10Z11	\$ -
	[ZCA092 thru 150] 575V-3ph - Z1EHO450B-1J	10Z13	\$ -
60 kW	[ZCA120 thru 150] 208/230V-3ph - Z1EHO600B-1Y	10Z14	\$ -
	[ZCA120 thru 150] 575V-3ph - Z1EHO600B-1J	10Z16	\$ -
ELECTRICAL			
Bottom Power Entry Kit	Z1PEKT01B-1	11H66	\$ -
Unit Fuse Block (Required with Electric Heat)	208/230V - 3 Ph - 50/60 Amp	10Z41	\$ -
	208/230V - 3 Ph - 70/80 Amp	10Z42	\$ -
	460V/575V - 3 Ph - 15/20 Amp	10Z38	\$ -
	460V/575V - 3 Ph - 20/30 Amp	10Z39	\$ -
	460V/575V - 3 Ph - 35/40 Amp	10Z40	\$ -

* See Product Specifications for Fuse Block usage.



FACTORY CONFIGURATION

Model No.	Cooling	Voltage /phase	Heat	SEER	EER	IEER	Blower Motor hp	Blower Type or Drive #	Econ. /Single Temp. /Baro. Relief	Dimensions H x W x L (in.)	Wt. (Net Base)	Order No.	Price	Stock
-----------	---------	----------------	------	------	-----	------	-----------------	------------------------	-----------------------------------	----------------------------	----------------	-----------	-------	-------

PACKAGED GAS - 2 - 7.5 TON - STANDARD EFFICIENCY COOLING - R-410A

ENVIRON™ COIL SYSTEM

*KGA090S4BM Y	7.5 ton	208/230v-3ph	105 Single	---	11.0	11.2	2	AA03	Y	48x47x98.25	805	V9871	\$	- ---
*KGA090S4BH Y	7.5 ton	208/230v-3ph	150 Dual	---	11.0	11.2	2	AA03		48x47x98.25	805	V9867	\$	- Y
*KGA090S4BH Y	7.5 ton	208/230v-3ph	150 Dual	---	11.0	11.2	2	AA03	Y	48x47x98.25	805	V9868	\$	- ---

FIN/TUBE COIL

KGA024S4DS P	2 ton	208/230v-1ph	65 Single	13.0	11.4	---	0.25	direct		40x47x86.25	531	L0881	\$	- Y
KGA024S4DS P	2 ton	208/230v-1ph	65 Single	13.0	11.4	---	0.25	direct	Y	40x47x86.25	531	L0882	\$	- Y
KGA030S4DS P	2.5 ton	208/230v-1ph	65 Single	13.0	11.2	---	0.25	direct		40x46x86.25	533	L0883	\$	- Y
KGA036S4DS P	3 ton	208/230v-1ph	65 Single	13.0	10.7	---	0.5	direct		40x47x86.25	534	L0892	\$	- Y
KGA036S4DM P	3 ton	208/230v-1ph	105 Single	13.0	10.7	---	0.5	direct		40x47x86.25	534	L0890	\$	- Y
KGA036S4DS Y	3 ton	208/230v-3ph	65 Single	13.0	10.7	---	0.5	direct		40x47x86.25	534	L0893	\$	- Y
KGA036S4DM Y	3 ton	208/230v-3ph	105 Single	13.0	10.7	---	0.5	direct		40x47x86.25	534	L0891	\$	- Y
KGA036S4DM J	3 ton	575v-3ph	105 Single	13.0	10.7	---	0.5	direct		40x47x86.25	534	L0889	\$	- ---
KGA036S4BS Y	3 ton	208/230v-3ph	65 Single	13.0	10.7	---	1	1		40x47x86.25	534	L0887	\$	- ---
KGA036S4BM Y	3 ton	208/230v-3ph	105 Single	13.0	10.7	---	1	1		40x47x86.25	534	L0885	\$	- Y
KGA036S4BM J	3 ton	575v-3ph	105 Single	13.0	10.7	---	1	1		40x47x86.25	534	L0884	\$	- ---
KGA048S4DS P	4 ton	208/230v-1ph	65 Single	13.0	11.0	---	0.5	direct		40x47x86.25	571	L0905	\$	- Y
KGA048S4DH P	4 ton	208/230v-1ph	150 Dual	13.0	11.0	---	0.5	direct		40x47x86.25	571	L0901	\$	- Y
KGA048S4DS Y	4 ton	208/230v-3ph	65 Single	13.0	11.0	---	0.5	direct		40x47x86.25	571	L0906	\$	- Y
KGA048S4DM Y	4 ton	208/230v-3ph	105 Single	13.0	11.0	---	0.5	direct		40x47x86.25	571	L0903	\$	- Y
KGA048S4DH Y	4 ton	208/230v-3ph	150 Dual	13.0	11.0	---	0.5	direct		40x47x86.25	571	L0902	\$	- Y
KGA048S4BH J	4 ton	575v-3ph	150 Dual	13.0	11.0	---	0.25	direct		40x47x86.25	571	L0995	\$	- ---
KGA048S4DH J	4 ton	575v-3ph	150 Dual	13.0	11.0	---	0.5	direct		40x47x86.25	571	L0900	\$	- ---
KGA048S4BS Y	4 ton	208/230v-3ph	65 Single	13.0	11.0	---	1	2		40x47x86.25	571	L0898	\$	- Y
KGA048S4BM Y	4 ton	208/230v-3ph	105 Single	13.0	11.0	---	1	2		40x47x86.25	571	L0896	\$	- Y
KGA048S4BH Y	4 ton	208/230v-3ph	150 Dual	13.0	11.0	---	1	2		40x47x86.25	571	L0895	\$	- Y
KGA048S4BH J	4 ton	575v-3ph	150 Dual	13.0	11.0	---	1	2		40x47x86.25	571	L0894	\$	- ---



FACTORY CONFIGURATION

Model No.	Cooling	Voltage /phase	Heat	SEER	EER	IEER	Blower Motor hp	Blower Type or Drive #	Econ. /Single Temp. /Baro. Relief	Dimensions H x W x L (in.)	Wt. (Net Base)	Order No.	Price	Stock
-----------	---------	----------------	------	------	-----	------	-----------------	------------------------	-----------------------------------	----------------------------	----------------	-----------	-------	-------

PACKAGED GAS - 2 - 7.5 TON - STANDARD EFFICIENCY COOLING - R-410A

FIN/TUBE COIL

KGA060S4DM P	5 ton	208/230v-1ph	105 Single	13.0	11.0	---	0.75	direct		40x47x86.25	601	L0920	\$	- Y
KGA060S4DH P	5 ton	208/230v-1ph	150 Dual	13.0	11.0	---	0.75	direct		40x47x86.25	601	L0917	\$	- Y
KGA060S4DH P	5 ton	208/230v-1ph	150 Dual	13.0	11.0	---	0.75	direct	Y	40x47x86.25	601	L0918	\$	- ---
KGA060S4DS Y	5 ton	208/230v-3ph	65 Single	13.0	11.0	---	0.75	direct		40x47x86.25	601	L0923	\$	- Y
KGA060S4DM Y	5 ton	208/230v-3ph	105 Single	13.0	11.0	---	0.75	direct		40x47x86.25	601	L1100	\$	- Y
KGA060S4DH Y	5 ton	208/230v-3ph	150 Dual	13.0	11.0	---	0.75	direct		40x47x86.25	601	L0919	\$	- Y
KGA060S4DH J	5 ton	575v-3ph	150 Dual	13.0	11.0	---	0.75	direct		40x46x86	601	L0916	\$	- ---
KGA060S4BH Y	5 ton	208/230v-3ph	150 Dual	13.0	11.2	---	1	3		40x47x86.25	601	L0909	\$	- Y
KGA060S4BM Y	5 ton	208/230v-3ph	105 Single	13.0	11.2	---	1	3		40x47x86.25	601	L0910	\$	- Y
KGA060S4BH J	5 ton	575v-3ph	150 Dual	13.0	11.2	---	1	3		40x46x86	601	L0907	\$	- ---
KGA060S4BS P	5 ton	208/230v-1ph	65 Single	13.0	11.2	---	1.5	3		40x47x86.25	601	L0912	\$	- ---
KGA060S4BS P	5 ton	208/230v-1ph	65 Single	13.0	11.2	---	1.5	7		40x47x86.25	601	L0913	\$	- ---
KGA060S4BH P	5 ton	208/230v-1ph	150 Single	13.0	11.2	---	1.5	3		40x47x86.25	601	L0908	\$	- Y
KGA060S4BS Y	5 ton	208/230v-3ph	65 Single	13.0	11.2	---	1.5	3		40x47x86.25	601	L0914	\$	- Y
KGA060S4BS Y	5 ton	208/230v-3ph	65 Single	13.0	11.2	---	2	7		40x47x86.25	601	L0998	\$	- ---
KGA060S4BM Y	5 ton	208/230v-3ph	105 Single	13.0	11.2	---	2	7		40x47x86.25	601	L0997	\$	- Y
KGA060S4BH Y	5 ton	208/230v-3ph	150 Dual	13.0	11.2	---	2	7		40x47x86.25	601	J9648	\$	- Y
KGA060S4BH J	5 ton	575v-3ph	150 Dual	13.0	11.0	---	2	7		40x47x86.25	601	L0996	\$	- ---
KGA072S4BM Y	6 ton	208/230v-3ph	105 Single	---	11.0	11.2	2	4		48x47x86.25	700	L0927	\$	- Y
KGA072S4BH Y	6 ton	208/230v-3ph	150 Dual	---	11.0	11.2	2	4		48x47x86.25	700	L0926	\$	- Y
KGA072S4BH J	6 ton	575v-3ph	150 Dual	---	11.0	11.2	2	4		48x47x86.25	700	L0925	\$	- ---
*KGA090S4BH Y	7.5 ton	208/230v-3ph	150 Dual	---	11.0	11.2	2	AA03	Y	48x47x98.25	805	L0931	\$	- ---



PACKAGED ROOFTOP UNITS

LANDMARK® 2 - 7.5 TON



FACTORY CONFIGURATION

Model No.	Cooling	Voltage /phase	Heat	SEER	EER	IEER	Blower Motor hp	Blower Type or Drive #	Econ. /Single Temp. /Baro. Relief	Dimensions H x W x L (in.)	Wt. (Net Base)	Order No.	Price	Stock
-----------	---------	----------------	------	------	-----	------	-----------------	------------------------	-----------------------------------	----------------------------	----------------	-----------	-------	-------

PACKAGED ELECTRIC/ELECTRIC - 2 - 7.5 TON - STANDARD EFFICIENCY COOLING - R-410A

ENVIRON™ COIL SYSTEM

*KCA090S4BN Y	7.5 ton	208/230v-3ph	Opt. Elec. Heat	---	11.2	11.4	2	AA03		48x47x98.25	767	V9864	\$	- ---
---------------	---------	--------------	-----------------	-----	------	------	---	------	--	-------------	-----	-------	----	-------

FIN/TUBE COIL

KCA024S4DN P	2 ton	208/230v-1ph	Opt. Elec. Heat	13.0	11.4	---	0.25	direct		40x47x86.25	495	L0861	\$	- Y
KCA030S4DN P	2.5 ton	208/230v-1ph	Opt. Elec. Heat	13.0	11.2	---	0.25	direct		40x47x86.25	497	V0020	\$	- ---
KCA036S4DN P	3 ton	208/230v-1ph	Opt. Elec. Heat	13.0	10.7	---	0.5	direct		40x47x86.25	498	L0864	\$	- ---
KCA036S4DN Y	3 ton	208/230v-3ph	Opt. Elec. Heat	13.0	10.7	---	0.5	direct		40x47x86.25	498	L0865	\$	- Y
KCA036S4DN J	3 ton	575v-3ph	Opt. Elec. Heat	13.0	10.7	---	0.5	direct		40x47x86.25	498	N8782	\$	- ---
KCA048S4DN P	4 ton	208/230v-1ph	Opt. Elec. Heat	13.0	11.0	---	0.5	direct		40x47x86.25	535	L0869	\$	- ---
KCA048S4DN Y	4 ton	208/230v-3ph	Opt. Elec. Heat	13.0	11.0	---	0.5	direct		40x47x86.25	535	L0870	\$	- ---
KCA048S4DN J	4 ton	575v-3ph	Opt. Elec. Heat	13.0	11.0	---	0.5	direct		40x47x86.25	535	L0868	\$	- ---
KCA048S4BN Y	4 ton	208/230v-3ph	Opt. Elec. Heat	13.0	11.0	---	1	2		40x47x86.25	535	L0866	\$	- ---
KCA060S4DN P	5 ton	208/230v-1ph	Opt. Elec. Heat	13.0	11.0	---	0.75	direct		40x47x86.25	565	L0875	\$	- Y
KCA060S4DN Y	5 ton	208/230v-3ph	Opt. Elec. Heat	13.0	11.0	---	0.75	direct		40x47x86.25	565	L0876	\$	- Y
KCA060S4BN P	5 ton	208/230v-1ph	Opt. Elec. Heat	13.0	11.2	---	1.5	3		40x47x86.25	565	L0872	\$	- ---
KCA060S4BN Y	5 ton	208/230v-3ph	Opt. Elec. Heat	13.0	11.2	---	1.5	3		40x47x86.25	565	L0873	\$	- ---
KCA060S4BN Y	5 ton	208/230v-3ph	Opt. Elec. Heat	13.0	11.2	---	2	7		40x47x86.25	565	L0994	\$	- ---
KCA060S4BN J	5 ton	575v-3ph	Opt. Elec. Heat	13.0	11.2	---	1.5	3		40x47x86.25	565	L0871	\$	- ---
KCA072S4BN Y	6 ton	208/230v-3ph	Opt. Elec. Heat	---	11.2	11.4	2	4		48x47x86.25	664	L0878	\$	- ---
*KCA090S4BN Y	7.5 ton	208/230v-3ph	Opt. Elec. Heat	---	11.2	11.4	2	AA03		48x47x98.25	767	L0880	\$	- ---



PACKAGED ROOFTOP UNITS

LANDMARK® 2 - 7.5 TON



FACTORY CONFIGURATION

Model No.	Cooling	Voltage /phase	Heat	SEER	EER	IEER	Blower Motor hp	Blower Type or Drive #	Econ. /Single Temp. /Baro. Relief	Dimensions H x W x L (in.)	Wt. (Net Base)	Order No.	Price	Stock
-----------	---------	----------------	------	------	-----	------	-----------------	------------------------	-----------------------------------	----------------------------	----------------	-----------	-------	-------

PACKAGED HEAT PUMP - 2 - 6 TON - STANDARD EFFICIENCY COOLING - R-410A

FIN/TUBE COIL

KHA024S4DN P	2 ton	208/230v-1ph	Opt. Elec. Heat	13.0	11.2	---	0.25	direct		40x47x86.25	531	L0935	\$	- Y
KHA030S4DN P	2.5 ton	208/230v-1ph	Opt. Elec. Heat	13.0	11.3	---	0.25	direct		40x46x86.25	533	L0936	\$	- ---
KHA036S4DN P	3 ton	208/230v-1ph	Opt. Elec. Heat	13.0	10.9	---	0.5	direct		40x47x86.25	535	L0939	\$	- ---
KHA036S4DN Y	3 ton	208/230v-3ph	Opt. Elec. Heat	13.0	10.9	---	0.5	direct		40x47x86.25	535	L0940	\$	- Y
KHA036S4BN Y	3 ton	208/230v-3ph	Opt. Elec. Heat	13.0	10.9	---	1	1		40x47x86.25	535	L0938	\$	- ---
KHA048S4DN P	4 ton	208/230v-1ph	Opt. Elec. Heat	13.0	10.7	---	0.5	direct		40x47x86.25	557	L0943	\$	- ---
KHA048S4DN Y	4 ton	208/230v-3ph	Opt. Elec. Heat	13.0	10.7	---	0.5	direct		40x47x86.25	557	L0944	\$	- Y
KHA048S4BN Y	4 ton	208/230v-3ph	Opt. Elec. Heat	13.0	10.7	---	1	2		40x47x86.25	557	L0942	\$	- Y
KHA060S4BN Y	5 ton	208/230v-3ph	Opt. Elec. Heat	13.0	10.9	---	1	3		40x47x86.25	667	L0946	\$	- Y
KHA060S4BN P	5 ton	208/230v-1ph	Opt. Elec. Heat	13.0	10.9	---	1.5	3		48x47x86.25	667	L0947	\$	- Y
KHA072S4BN Y	6 ton	208/230v-3ph	Opt. Elec. Heat	---	11.0	11.2	1.5	A04		48x47x98.25	750	L0949	\$	- ---

Note: KGA/KCA090 is a single-compressor model



LANDMARK® - 2 - 7.5 TON ACCESSORIES (Field Installed)

Description	Order No.	Price
ROOF CURBS - DOWNFLOW		
HYBRID ROOF CURBS		
8 in. height [KCA/KGA024 thru *090] [KHA024 thru *072] C1CURB70A-1	11F50	\$ -
14 in. height [KCA/KGA024 thru *090] [KHA024 thru *072] C1CURB71A-1	11F51	\$ -
18 in. height [KCA/KGA024 thru *090] [KHA024 thru *072] C1CURB72A-1	11F52	\$ -
24 in. height [KCA/KGA024 thru *090] [KHA024 thru *072] C1CURB73A-1	11F53	\$ -
CLIP CURB - FULL PERIMETER		
8 in. height [KCA/KGA090] [KHA072] K1CURB23AP1	52W20	\$ -
14 in. height [KCA/KGA090] [KHA072] K1CURB20AP1	52W21	\$ -
18 in. height [KCA/KGA090] [KHA072] K1CURB21AP1	52W22	\$ -
24 in. height [KCA/KGA090] [KHA072] K1CURB22AP1	52W23	\$ -
HINGED - FULL PERIMETER		
8 in. height [KCA/KGA024 thru *090] [KHA024 thru *072] T1CURB30AN1	17W46	\$ -
	[KCA/KGA090] [KHA072] K1CURB30AP1	52W17
18 in. height [KCA/KGA024 thru *090] [KHA024 thru *072] T1CURB32AN1	17W47	\$ -
	[KCA/KGA090] [KHA072] K1CURB32AP1	52W18
24 in. height [KCA/KGA024 thru *090] [KHA024 thru *072] T1CURB33AN1	17W48	\$ -
	[KCA/KGA090] [KHA072] K1CURB33AP1	52W19
STANDARD - FULL PERIMETER		
14 in. height [KCA/KGA090] [KHA072] K1CURB10AP1	52W24	\$ -
<i>* KCA/KGA090 and KHA072 models will fit smaller C1CURB/T1CURB roof curbs with some unit overhang.</i>		
ADJUSTABLE PITCHED CURB		
14 in. height C1CURB55AT1	43W27	\$ -
ECONOMIZER SECTIONS		
STANDARD ECONOMIZER (SENSIBLE CONTROL) (NOT FOR TITLE 24)		
With Outdoor Air Hood And Barometric Relief Dampers With Exhaust Hood		
Standard Economizer [KCA/KGA024 thru 060] [KHA024 thru 048] K1ECON30A-2	90W61	\$ -
	[KCA/KGA072 thru 090] [KHA060 thru 072] K1ECON30AT2-	90W62
STANDARD ECONOMIZER CONTROLS (NOT FOR TITLE 24)		
Single Enthalpy Control C1SNSR64FF1	53W64	\$ -
Differential Enthalpy Control Order 2 - C1SNSR64FF1	53W64	\$ -
HIGH PERFORMANCE ECONOMIZER (SENSIBLE CONTROL) (APPROVED FOR CALIFORNIA TITLE 24 BUILDING STANDARD)		
With Outdoor Air Hood And Barometric Relief Dampers With Exhaust Hood		
High Performance Economizer [KCA/KGA024 thru 060] [KHA024 thru 048] K1ECON32A-1	10U56	\$ -
	[KCA/KGA072 thru 090] [KHA060 thru 072] K1ECON32AT1	10U57
ECONOMIZER ACCESSORIES		
Horizontal Economizer Conversion Kit T1HECK00AN1	17W45	\$ -
HIGH PERFORMANCE ECONOMIZER CONTROLS (NOT FOR TITLE 24)		
Single Enthalpy Control C1SNSR64FF1	10Z75	\$ -
Differential Enthalpy Control Order 2 - C1SNSR64FF1	10Z75	\$ -



PACKAGED ROOFTOP UNITS

LANDMARK® 2 - 7.5 TON

LANDMARK® - 2 - 7.5 TON ACCESSORIES (Field Installed)

Description	Order No.	Price
POWER EXHAUST - STANDARD STATIC		
[KCA/KGA036 thru 060] [KHA036 thru 048] 208/230V-1 or 3 ph - C1PWRE10A-1P	79W87	\$ -
[KCA/KGA036 thru 060] [KHA036 thru 048] 575V-3ph - C1PWRE10A-1J	79W89	\$ -
[KCA/KGA072 thru 090] [KHA060 thru 072] 208/230V-1 or 3 ph - C1PWRE10AT1P	79W90	\$ -
[KCA/KGA072 thru 090] [KHA060 thru 072] 575V-3ph - C1PWRE10AT1J	79W92	\$ -
BAROMETRIC RELIEF		
Barometric Relief Dampers with Exhaust Hood C1DAMP50A-1	74W38	\$ -
C1DAMP50AT1	74W39	\$ -
NOTE - Order Barometric Relief Dampers with Exhaust Hood if unit is ordered with factory installed Economizer with "No Exhaust" option. Required when Economizer is factory installed (no exhaust option) with field installed Power Exhaust Fan option.		
OUTDOOR AIR DAMPERS		
Includes Outdoor Air Hood		
Manual [KCA/KGA024 thru 060] [KHA024 thru 048] C1DAMP11A-1	53W34	\$ -
[KCA/KGA072 thru 090] [KHA060 thru 072] C1DAMP11AT1	53W37	\$ -
Motorized [KCA/KGA024 thru 060] [KHA024 thru 048] K1DAMP21A-1	79W95	\$ -
[KCA/KGA072 thru 090] [KHA060 thru 072] K1DAMP21AT1	79W96	\$ -
CABINET ACCESSORIES		
Coil Guards [KCA/KGA024 thru 060] [KHA024 thru 048] T1GARD20A-1	17W87	\$ -
[KCA/KGA072] [KHA060] T1GARD20N-1	17W88	\$ -
[KCA/KGA090] [KHA072] K1GARD20AP1	53W21	\$ -
Hail Guards [KCA/KGA024 thru 060] [KHA024 thru 048] T1GARD10A-1	17W89	\$ -
[KCA/KGA072] [KHA060] T1GARD10N-1	17W90	\$ -
[KCA/KGA090] [KHA072] K1GARD10AP1	53W22	\$ -
CEILING DIFFUSERS		
Step-Down - Order one [024 thru 060] RTD9-65-R	27G87	\$ -
[072 thru 090] RTD11-95	29G04	\$ -
Flush - Order one [024 thru 060] FD9-65-R	27G86	\$ -
[072 thru 090] FD11-95	29G08	\$ -
Transitions (Supply and Return) - Order one [024 thru 060] T1TRAN10AN1	17W53	\$ -
[072 thru 090] T1TRAN20N-1	17W54	\$ -
CONTROLS		
BACnet® [KCA/KGA024 thru 060] [KHA024 thru 048] K0CTRL31A-1	96W14	\$ -
[KCA/KGA072-090] [KHA060-072] K0CTRL31AP1	12B99	#N/A
BACnet® Thermostat with Display K0SNSR01FF1	97W23	\$ -
BACnet Thermostat without Display K0SNSR00FF1	97W24	\$ -
Novar® 2051 [KCA/KGA024 thru 060] [KHA024 thru 048] K0CTRL30A-1	96W11	\$ -
[KCA/KGA072-090] [KHA060-072] K0CTRL30AP1	12B98	#N/A
Plenum Cable (75 ft.) K0MISC00FF1	97W25	\$ -
SMOKE DETECTORS		
Supply or Return (Power board and one sensor) C1SNSR44AP1	53W78	\$ -
Supply <u>and</u> Return (Power board and two sensors) C1SNSR43AP1	53W79	\$ -
THERMOSTATS - See Controls Tab Section		



PACKAGED ROOFTOP UNITS

LANDMARK® 2 - 7.5 TON

LANDMARK® - 2 - 7.5 TON ACCESSORIES (Field Installed)

Description	Order No.	Price
COOLING ACCESSORIES		
Condensate Drain Trap	PVC - C1TRAP20AD2	76W26 \$ -
	Copper - C1TRAP10AD2	76W27 \$ -
Compressor Crankcase Heater	[024 thru 036] 208/230V-1 or 3 ph - K1CCHT02A-1P	39W04 \$ -
	[048 thru 060] 208/230V-1 or 3 ph - T1CCHT01AN1P	95M07 \$ -
	[036] 575V-3ph - K1CCHT02A-1J	39W06 \$ -
	[048 thru 060] 575V-3ph - T1CCHT01AN1J	95M09 \$ -
Drain Pan Overflow Switch	K1SNSR71AB1-	74W42 \$ -
Low Ambient Kit	[KCA/KGA] K1SNSR12A-1	41W33 \$ -
	[KHA] K1SNSR13A-1	41W34 \$ -
GAS HEAT (KG MODELS)		
Bottom Gas Piping Kit	T1GPKT01AN1	19W50 \$ -
Low Temperature Vestibule Heater	208/230V-1 or 3 ph - T1CWKT01AN1Y	19W53 \$ -
	[036 thru 090] 460V-3ph - T1CWKT01AN1G	19W54 \$ -
	[036 thru 090] 575V-3ph - T1CWKT01AN1J	19W62 \$ -
Combustion Air Intake Extensions	T1EXTN10AN1	19W51 \$ -
LPG/Propane Conversion Kits	One-stage models - C1PROP10AP1	53W69 \$ -
	[036 thru 090] Two-stage models - C1PROP20AP1	53W70 \$ -
Vertical Vent Extension	C1EXTN20FF1	31W62 \$ -
INDOOR AIR QUALITY		
AIR FILTERS		
Healthy Climate® High Efficiency Air Filters Order 4 per unit	[024 thru 048] MERV 8 (16 x 20 x 2) - C1FLTR15A-1-	54W20 \$ -
	[024 thru 048] MERV 13 (16 x 20 x 2) - T1FLTR40A-1-	52W37 \$ -
	[060 thru 090] MERV 8 (20 x 20 x 2) - C1FLTR15D-1-	54W21 \$ -
	[060 thru 090] MERV 13 (20 x 20 x 2) - C1FLTR40D-1-	52W39 \$ -
CO2 SENSORS		
Sensor - white case CO2 display	C0SNSR50AE1L	77N39 \$ -
Sensor - duct mount, black case, no display	C0SNSR53AE1L	87N54 \$ -
CO2 Sensor Duct Mounting Kit	C0MISC19AE1-	85L43 \$ -
Aspiration Box - for duct mounting non-plenum rated CO2 sensors (77N39)	C0MISC16AE1-	90N43 \$ -
UVC GERMICIDAL LAMPS		
* Healthy Climate® UVC Light Kit (208/230v-1ph)	E1UVCL10AN1-	50W90 \$ -

* Lamps operate on 110-230V single-phase power supply. Step-down transformer must be field supplied for field installation in 460V and 575V rooftop units (transformer is furnished for factory installed light kits). Alternately, a separate 110V power supply may be used to directly power the UVC ballast(s).



PACKAGED ROOFTOP UNITS

LANDMARK® 2 - 7.5 TON

LANDMARK® - 2 - 7.5 TON ACCESSORIES (Field Installed)

Description		Order No.	Price
ELECTRIC HEAT (KC AND KH MODELS)			
Includes Fuse Block			
7.5 kW	[024 thru 060] 208/240V-1ph - T1EH0075AN1P	14W32	\$ -
	[036 thru 090] 208/240V-3ph - T1EH0075AN1Y	14W35	\$ -
	[036 thru 090] 575V-3ph - T1EH0075AN1J	14W43	\$ -
10 kW	[024 thru 030] 208/240V-1ph - T1EH0100A1P	30W26	\$ -
15 kW	[036 thru 60] 208/240V-1ph - T1EH0150AN1P	14W33	\$ -
	[036 thru 090] 208/240V-3ph - T1EH0150AN1Y	14W36	\$ -
	[036 thru 090] 575V-3ph - T1EH0150AN1J	14W44	\$ -
22.5 kW	[060] 208/240V-1ph - T1EH0225AN1P	14W34	\$ -
	[060 thru 090] 208/240V-3ph - T1EH0225AN1Y	14W37	\$ -
	[060 thru 090] 575V-3ph - T1EH0225AN1J	14W45	\$ -
30 kW	[072 thru 090] 208/240V-3ph - T1EH0300N-1Y	14W38	\$ -
	[072 thru 090] 575V-3ph - T1EH0300N-1J	14W46	\$ -
ELECTRICAL			
DISCONNECT			
Standard Access Door (Short)	[KGA024-060] 80 AMP - T1DISC080A-1	20W17	\$ -
	[KCA024-060] [KHA024-048] 80 AMP - T2DISC080A-1	20W15	\$ -
	[KCA060] [KHA036-048] 150 AMP - T2DISC150A-1	20W16	\$ -
Standard Access Door (Tall)	[KGA072] [KGA090] 80 AMP - T1DISC080N-1	20W20	\$ -
	[KCA072-090] [KHA060-072] 80AMP - T2DISC080N-1	20W18	\$ -
	[KCA072-090] [KGA090] [KHA060-072] 150 AMP - T2DISC150N-1	20W19	\$ -
Hinged Access Door (Short)	[KGA024-060] 80 AMP - T1DISC080AH1	20W23	\$ -
	[KCA024-060] [KHA024-048] 80 AMP - T2DISC080AH1	20W21	\$ -
	[KCA036-060] [KHA036-048] 150 AMP - T2DISC150AH1	20W22	\$ -
Hinged Access Door (Tall)	[KGA072] [KGA090] 80 AMP - T1DISC080NH1	20W26	\$ -
	[KCA072-090] [KHA060-072] 80 AMP - T2DISC080NH1	20W24	\$ -
	[KCA072-090] [KGA090] [KHA060-072] 150 AMP - T2DISC150NH1	20W25	\$ -
GFI Service Outlets	15 amp non-powered, field-wired (208/230V, 460V only) LTAGFIK10/15	74M70	\$ -
	20 amp non-powered, field-wired (575V only) C1GFCI20FF1	67E01	\$ -
Weatherproof Cover for GFI	C1GFCI99FF1	10C89	\$ -



FACTORY CONFIGURATION

Model No.	Cooling	Voltage /phase	Heat	SEER	EER	IEER	Blower Motor hp	Blower Type or Drive #	MSAV®	Econ. /Single Temp. /Baro. Relief	Dimensions H x W x L (in.)	Wt. (Net Base)	Order No.	Price	Stock
-----------	---------	----------------	------	------	-----	------	-----------------	------------------------	-------	-----------------------------------	----------------------------	----------------	-----------	-------	-------

PACKAGED GAS - 7.5 - 12.5 TON - HIGH EFFICIENCY COOLING - R-410A

ENVIRON™ COIL SYSTEM

*KGA092H4BS Y	7.5 ton	208/230v-3ph	130 Dual	---	12.5	13.0	2	1			48x60.5x101.5	990	V9819	\$	- ---
*KGA092H4BS Y	7.5 ton	208/230v-3ph	130 Dual	---	12.5	13.0	2	1		Y	48x60.5x101.5	990	V9820	\$	- ---
*KGA092H4BM Y	7.5 ton	208/230v-3ph	180 Dual	---	12.5	13.0	2	1			48x60.5x101.5	990	V9814	\$	- Y
*KGA092H4BM Y	7.5 ton	208/230v-3ph	180 Dual	---	12.5	13.0	2	1		Y	48x60.5x101.5	990	V9815	\$	- Y
*KGA092H4BH Y	7.5 ton	208/230v-3ph	240 Dual	---	12.5	13.0	2	1			48x60.5x101.5	990	V9808	\$	- ---
*KGA092H4BH Y	7.5 ton	208/230v-3ph	240 Dual	---	12.5	13.0	2	1		Y	48x60.5x101.5	990	V9809	\$	- ---
*KGA092H4BS J	7.5 ton	575v-3ph	130 Dual	---	12.5	13.0	2	1		Y	48x60.5x101.5	990	V9818	\$	- ---
*KGA092H4BM J	7.5 ton	575v-3ph	180 Dual	---	12.5	13.0	2	1			48x60.5x101.5	990	V9813	\$	- ---
*KGA092H4BM J	7.5 ton	575v-3ph	180 Dual	---	12.5	13.0	2	1		Y	48x60.5x101.5	990	V9812	\$	- ---
*KGA092H4BH J	7.5 ton	575v-3ph	240 Dual	---	12.5	13.0	2	1		Y	48x60.5x101.5	990	V9807	\$	- ---
KGA102H4BS Y	8.5 ton	208/230v-3ph	130 Dual	---	12.2	12.9	2	1			48x60.5x101.5	1010	V9826	\$	- ---
KGA102H4BS Y	8.5 ton	208/230v-3ph	130 Dual	---	12.2	12.9	2	1		Y	48x60.5x101.5	1010	V9827	\$	- ---
KGA102H4BM Y	8.5 ton	208/230v-3ph	180 Dual	---	12.2	12.9	2	1			48x60.5x101.5	1010	V9824	\$	- ---
KGA102H4BM Y	8.5 ton	208/230v-3ph	180 Dual	---	12.2	12.9	2	1		Y	48x60.5x101.5	1010	V9823	\$	- ---
KGA102H4BM J	8.5 ton	575v-3ph	180 Dual	---	12.2	12.9	2	1		Y	48x60.5x101.5	1010	V9822	\$	- ---
KGA120H4BM Y	10 ton	208/230v-3ph	180 Dual	---	12.0	13.0	3	5			48x60.5x101.5	1050	V9838	\$	- ---
KGA120H4BM Y	10 ton	208/230v-3ph	180 Dual	---	12.0	13.0	3	5		Y	48x60.5x101.5	1050	V9839	\$	- Y
KGA120H4MM Y	10 ton	208/230v-3ph	180 Dual	---	12.0	13.0	3	5	Y	Y	48x60.5x101.5	1050	V9840	\$	- ---
KGA120H4BH Y	10 ton	208/230v-3ph	240 Dual	---	12.0	13.0	3	5			48x60.5x101.5	1050	V9832	\$	- Y
KGA120H4BH Y	10 ton	208/230v-3ph	240 Dual	---	12.0	13.0	3	5		Y	48x60.5x101.5	1050	V9833	\$	- ---
KGA120H4BM J	10 ton	575v-3ph	180 Dual	---	12.0	13.0	3	5		Y	48x60.5x101.5	1050	V9837	\$	- ---
KGA120H4BH J	10 ton	575v-3ph	240 Dual	---	12.0	13.0	3	5			48x60.5x101.5	1050	V9831	\$	- ---
KGA120H4BH J	10 ton	575v-3ph	240 Dual	---	12.0	13.0	3	5		Y	48x60.5x101.5	1050	V9830	\$	- ---



PACKAGED ROOFTOP UNITS

LANDMARK® 7.5 - 12.5 TON



FACTORY CONFIGURATION

Model No.	Cooling	Voltage /phase	Heat	SEER	EER	IEER	Blower Motor hp	Blower Type or Drive #	MSAV®	Econ. /Single Temp. /Baro. Relief	Dimensions H x W x L (in.)	Wt. (Net Base)	Order No.	Price	Stock
-----------	---------	----------------	------	------	-----	------	-----------------	------------------------	-------	-----------------------------------	----------------------------	----------------	-----------	-------	-------

PACKAGED ELECTRIC/ELECTRIC - 7.5 - 12.5 TON - HIGH EFFICIENCY COOLING - R-410A

ENVIRON™ COIL SYSTEM

*KCA092H4BN Y	7.5 ton	208/230v-3ph	Opt. Elec. Heat	- - -	12.7	13.0	2	1			48x60.5x101.5	1052	V9800	\$	- ---
*KCA092H4BN J	7.5 ton	575v-3ph	Opt. Elec. Heat	- - -	12.7	13.0	2	1		Y	48x60.5x101.5	1052	V9799	\$	- ---
KCA102H4BN Y	8.5 ton	208/230v-3ph	Opt. Elec. Heat	- - -	12.4	12.9	2	1			48x60.5x101.5	1059	V9803	\$	- ---
KCA102H4BN J	8.5 ton	575v-3ph	Opt. Elec. Heat	- - -	12.4	12.9	2	1		Y	48x60.5x101.5	1059	V9802	\$	- ---
KCA120H4BN Y	10 ton	208/230v-3ph	Opt. Elec. Heat	- - -	12.3	13.2	3	5			48x60.5x101.5	1094	V9806	\$	- ---
KCA120H4BN J	10 ton	575v-3ph	Opt. Elec. Heat	- - -	12.3	13.2	3	5		Y	48x60.5x101.5	1094	V9805	\$	- ---

*Note: KGA/KCA092 is two-compressor model



PACKAGED ROOFTOP UNITS

LANDMARK® 7.5 - 12.5 TON



FACTORY CONFIGURATION

Model No.	Cooling	Voltage /phase	Heat	SEER	EER	IEER	Blower Motor hp	Blower Type or Drive #	MSAV®	Econ. /Single Temp. /Baro. Relief	Dimensions H x W x L (in.)	Wt. (Net Base)	Order No.	Price	Stock
-----------	---------	----------------	------	------	-----	------	-----------------	------------------------	-------	-----------------------------------	----------------------------	----------------	-----------	-------	-------

PACKAGED GAS - 7.5 - 12.5 TON - STANDARD EFFICIENCY COOLING - R-410A

ENVIRON™ COIL SYSTEM

*KGA092S4BS Y	7.5 ton	208/230v-3ph	130 Dual	---	11.0	11.8	2	1			48x60.5x101.5	918	V9166	\$	- Y
*KGA092S4BS Y	7.5 ton	208/230v-3ph	130 Dual	---	11.0	11.8	2	1		Y	48x60.5x101.5	918	V9167	\$	- Y
*KGA092S4BS Y	7.5 ton	208/230v-3ph	130 Dual	---	11.0	11.8	2	1		Y-T24	48x60.5x101.5	918	L2372	\$	- ---
*KGA092S4BM Y	7.5 ton	208/230v-3ph	180 Dual	---	11.0	11.8	2	1			48x60.5x101.5	918	V9161	\$	- Y
*KGA092S4BM Y	7.5 ton	208/230v-3ph	180 Dual	---	11.0	11.8	2	1		Y	48x60.5x101.5	918	V9162	\$	- Y
*KGA092S4BH Y	7.5 ton	208/230v-3ph	240 Dual	---	11.0	11.8	2	1			48x60.5x101.5	918	V9155	\$	- Y
*KGA092S4BH Y	7.5 ton	208/230v-3ph	240 Dual	---	11.0	11.8	2	1		Y	48x60.5x101.5	918	V9156	\$	- Y
*KGA092S4BS J	7.5 ton	575v-3ph	130 Dual	---	11.0	11.8	2	1		Y	48x60.5x101.5	918	V9165	\$	- ---
*KGA092S4BM J	7.5 ton	575v-3ph	180 Dual	---	11.0	11.8	2	1			48x60.5x101.5	918	V9160	\$	- ---
*KGA092S4BM J	7.5 ton	575v-3ph	180 Dual	---	11.0	11.8	2	1		Y	48x60.5x101.5	918	V9159	\$	- ---
*KGA092S4BH J	7.5 ton	575v-3ph	240 Dual	---	11.0	11.8	2	1		Y	48x60.5x101.5	918	V9154	\$	- ---
KGA102S4BS Y	8.5 ton	208/230v-3ph	130 Dual	---	11.0	11.8	2	1			48x60.5x101.5	938	V9173	\$	- ---
KGA102S4BS Y	8.5 ton	208/230v-3ph	130 Dual	---	11.0	11.8	2	1		Y	48x60.5x101.5	938	V9174	\$	- ---
KGA102S4BM Y	8.5 ton	208/230v-3ph	180 Dual	---	11.0	11.8	2	1			48x60.5x101.5	938	V9171	\$	- Y
KGA102S4BM Y	8.5 ton	208/230v-3ph	180 Dual	---	11.0	11.8	2	1		Y	48x60.5x101.5	938	V9170	\$	- Y
KGA102S4BM J	8.5 ton	575v-3ph	180 Dual	---	11.0	11.8	2	1		Y	48x60.5x101.5	938	V9169	\$	- ---
KGA120S4BM Y	10 ton	208/230v-3ph	180 Dual	---	11.0	11.8	3	5			48x60.5x101.5	986	V9185	\$	- Y
KGA120S4BM Y	10 ton	208/230v-3ph	180 Dual	---	11.0	11.8	3	5		Y	48x60.5x101.5	986	V9186	\$	- Y
KGA120S4BM Y	10 ton	208/230v-3ph	180 Dual	---	11.0	11.8	3	5		Y-T24	48x60.5x101.5	986	L2371	\$	- ---
KGA120S4MM Y	10 ton	208/230v-3ph	180 Dual	---	11.0	11.8	3	5	Y	Y	48x60.5x101.5	1050	V9187	\$	- ---
KGA120S4BH Y	10 ton	208/230v-3ph	240 Dual	---	11.0	11.8	3	5			48x60.5x101.5	986	V9179	\$	- Y
KGA120S4BH Y	10 ton	208/230v-3ph	240 Dual	---	11.0	11.8	3	5		Y	48x60.5x101.5	986	V9180	\$	- Y
KGA120S4BM J	10 ton	575v-3ph	180 Dual	---	11.0	11.8	3	5		Y	48x60.5x101.5	986	V9184	\$	- ---
KGA120S4BH J	10 ton	575v-3ph	240 Dual	---	11.0	11.8	3	5			48x60.5x101.5	986	V9178	\$	- ---
KGA120S4BH J	10 ton	575v-3ph	240 Dual	---	11.0	11.8	3	5		Y	48x60.5x101.5	986	V9177	\$	- ---
KGA150S4BM Y	12.5 ton	208/230v-3ph	180 Dual	---	11.0	11.4	5	11			48x60.5x101.5	1140	V9198	\$	- Y
KGA150S4BM Y	12.5 ton	208/230v-3ph	180 Dual	---	11.0	11.4	5	11		Y	48x60.5x101.5	1140	V9199	\$	- Y
KGA150S4MM Y	12.5 ton	208/230v-3ph	180 Dual	---	11.0	11.4	5	11	Y	Y	48x60.5x101.5	1140	V9200	\$	- ---
KGA150S4MH Y	12.5 ton	208/230v-3ph	240 Dual	---	11.0	11.4	5	11			48x60.5x101.5	1140	V9195	\$	- Y
KGA150S4BH Y	12.5 ton	208/230v-3ph	240 Dual	---	11.0	11.4	5	11		Y	48x60.5x101.5	1140	V9194	\$	- Y
KGA150S4MM Y	12.5 ton	460v-3ph	180 Dual	---	11.0	11.4	5	11	Y	Y	48x60.5x101.5	1140	V9197	\$	- ---
KGA150S4BH J	12.5 ton	575v-3ph	240 Dual	---	11.0	11.4	5	11		Y	48x60.5x101.5	1140	V9193	\$	- ---

*Note: KGA/KCA092 is two-compressor model



PACKAGED ROOFTOP UNITS

LANDMARK® 7.5 - 12.5 TON



FACTORY CONFIGURATION

Model No.	Cooling	Voltage /phase	Heat	SEER	EER	IEER	Blower Motor hp	Blower Type or Drive #	MSAV®	Econ. /Single Temp. /Baro. Relief	Dimensions H x W x L (in.)	Wt. (Net Base)	Order No.	Price	Stock
-----------	---------	----------------	------	------	-----	------	-----------------	------------------------	-------	-----------------------------------	----------------------------	----------------	-----------	-------	-------

PACKAGED ELECTRIC/ELECTRIC - 7.5 - 12.5 TON - STANDARD EFFICIENCY COOLING - R-410A

ENVIRON™ COIL SYSTEM

*KCA092S4BN Y	7.5 ton	208/230v-3ph	Opt. Elec. Heat	---	11.2	12.0	2	1			48x60.5x101.5	870	V9147	\$	-	Y
*KCA092S4BN J	7.5 ton	575v-3ph	Opt. Elec. Heat	---	11.2	12.0	2	1		Y	48x60.5x101.5	870	V9146	\$	-	---
KCA102S4BN Y	8.5 ton	208/230v-3ph	Opt. Elec. Heat	---	11.2	12.0	2	1			48x60.5x101.5	890	V9150	\$	-	---
KCA102S4BN J	8.5 ton	575v-3ph	Opt. Elec. Heat	---	11.2	12.0	2	1		Y	48x60.5x101.5	890	V9149	\$	-	---
KCA120S4BN Y	10 ton	208/230v-3ph	Opt. Elec. Heat	---	11.2	12.0	3	5			48x60.5x101.5	938	V9153	\$	-	Y
KCA120S4BN J	10 ton	575v-3ph	Opt. Elec. Heat	---	11.2	12.0	3	5		Y	48x60.5x101.5	938	V9152	\$	-	---
KCA150S4BN Y	12.5 ton	208/230v-3ph	Opt. Elec. Heat	---	11.2	11.6	5	11			48x60.5x101.5	1092	V9190	\$	-	Y
KCA150S4BN J	12.5 ton	575v-3ph	Opt. Elec. Heat	---	11.2	11.6	5	11		Y	48x60.5x101.5	1092	V9189	\$	-	---

PACKAGED HEAT PUMP - 7.5 - 12.5 TON - STANDARD EFFICIENCY COOLING - R-410A

CONVENTIONAL FIN/TUBE COIL

KHA092S4BN Y	7.5 ton	208/230v-3ph	Opt. Elec. Heat	---	11.0	11.2	2	1			48x60.5x101.5	1052	L0228	\$	-	Y
KHA102S4BN Y	8.5 ton	208/230v-3ph	Opt. Elec. Heat	---	11.0	11.2	2	1			48x60.5x101.5	1084	L0240	\$	-	---
KHA120S4BN Y	10 ton	208/230v-3ph	Opt. Elec. Heat	---	11.0	11.2	3	5			48x60.5x101.5	1150	L0257	\$	-	Y
KHA150S4BN Y	12.5 ton	208/230v-3ph	Opt. Elec. Heat	---	10.6	10.7	5	11			48x60.5x127	1350	L0269	\$	-	---

*Note: KGA/KCA092 is two-compressor model



PACKAGED ROOFTOP UNITS

LANDMARK® 7.5 - 12.5 TON

LANDMARK® - 7.5 - 12.5 TON ACCESSORIES (Field Installed)

Description	Order No.	Price
ROOF CURBS - DOWNFLOW		
HYBRID ROOF CURBS		
8 in. height	C1CURB70B-1	11F54 \$ -
14 in. height	C1CURB71B-1	11F55 \$ -
18 in. height	C1CURB72B-1	11F56 \$ -
24 in. height	C1CURB73B-1	11F57 \$ -
ADJUSTABLE PITCHED CURB		
14 in. height	C1CURB55B-1	54W50 \$ -
ECONOMIZER SECTIONS		
STANDARD ECONOMIZER (NOT FOR TITLE 24)		
With Outdoor Air Hood and Barometric Relief Dampers with Exhaust Hood		
Standard Economizer (Single Temp. Control) Downflow or Horizontal	K1ECON20B-1	54W55 \$ -
STANDARD ECONOMIZER CONTROLS (NOT FOR TITLE 24)		
Single Enthalpy Control	C1SNSR64FF1	53W64 \$ -
Differential Enthalpy Control	Order 2 - C1SNSR64FF1	53W64 \$ -
HIGH PERFORMANCE ECONOMIZER (APPROVED FOR CALIFORNIA TITLE 24 BUILDING STANDARD)		
With Outdoor Air Hood and Barometric Relief Dampers with Exhaust Hood		
High Performance Economizer (Single Temp. Control) Downflow or Horizontal	K1ECON22B-1	10U58 \$ -
HIGH PERFORMANCE ECONOMIZER CONTROLS (NOT FOR TITLE 24)		
Single Enthalpy Control	C1SNSR64FF1	10Z75 \$ -
Differential Enthalpy Control	Order 2 - C1SNSR64FF1	10Z75 \$ -
HORIZONTAL LOW PROFILE BAROMETRIC RELIEF DAMPERS WITH EXHAUST HOOD		
Horizontal Low Profile Barometric Relief Dampers	LAGEDH03/15	53K04 \$ -
POWER EXHAUST - STANDARD STATIC		
	208/230V-3ph - K1PWRE10B-1Y	53W44 \$ -
	575V-3ph - K1PWRE10B-1J	53W46 \$ -
OUTDOOR AIR DAMPERS		
Motorized Dampers with Outdoor Air Hood	C1DAMP20B-1	53W49 \$ -
Manual Dampers with Outdoor Air Hood	C1DAMP10B-1	53W48 \$ -
CABINET ACCESSORIES		
Coil Guards	[KCA/KGA] E1GARD21B-1	92W62 \$ -
	[KHA092, 102, 120] K1GARD20BS1	55W09 \$ -
	[KHA150] K1GARD20BP1	55W10 \$ -
Hail Guards	[KCA/KGA] E1GARD11B-1	92W61 \$ -
	[KHA092, 102, 120] K1GARD10BS1	55W12 \$ -
	[KHA150} K1GARD10BP1	55W13 \$ -
Horizontal Discharge Kit	K1HECK00B-1	51W25 \$ -
Return Air Adaptor Plate (L Series® or T-Class™)	C1CONV10B-1	54W96 \$ -



PACKAGED ROOFTOP UNITS

LANDMARK® 7.5 - 12.5 TON

LANDMARK® - 7.5 - 12.5 TON ACCESSORIES (Field Installed)

Description		Order No.	Price
CEILING DIFFUSERS			
Step-Down - Order one	[092] RTD11-95	29G04	\$ -
	[102 thru 120] RTD11-135	29G05	\$ -
	[150] RTD11-185	29G06	\$ -
Flush - Order one	[092] FD11-95	29G08	\$ -
	[102 thru 120] FD11-135	29G09	\$ -
	[150] FD11-185	29G10	\$ -
Transitions (Supply and Return) - Order one	[092] LASRT08/10	24L14	\$ -
	[102 thru 120] LASRT10/12	49K55	\$ -
	[150] LASRT15	49K56	\$ -
CONTROLS			
BACnet®	K0CTRL31A-1	96W15	\$ -
BACnet® Thermostat with Display	K0SNSR01FF1	97W23	\$ -
BACnet Thermostat without Display	K0SNSR00FF1	97W24	\$ -
Novar® 2051	K0CTRL30A-1	96W12	\$ -
Plenum Cable (75 ft.)	K0MISC00FF1	97W25	\$ -
SMOKE DETECTORS			
Supply or Return (Power board and one sensor)	C1SNSR44B-1	53W80	\$ -
Supply <u>and</u> Return (Power board and two sensors)	C1SNSR43B-1	53W81	\$ -
THERMOSTATS - See Controls Tab Section			
COOLING ACCESSORIES			
Condensate Drain Trap	PVC - C1TRAP20AD2	76W26	\$ -
	Copper - C1TRAP10AD2	76W27	\$ -
Drain Pan Overflow Switch	K1SNSR71AB1-	74W42	\$ -
Low Ambient Kit (Includes Compressor Crankcase Heater)	[KCA/KGA] 208/230V-3ph - K1LOAM02*-B0Y	10A88	\$ -
	[KCA/KGA] 575V-3ph - K1LOAM02*-B0J	10A90	\$ -
Low Ambient Kit for KHA Models	[KHA] K1SNSR33B-1	54W16	\$ -
GAS HEAT (KG MODELS)			
Bottom Gas Piping Kit	C1GPKT01B-01	54W95	\$ -
Combustion Air Intake Extensions	T1EXTN10AN1	19W51	\$ -
Low Temperature Vestibule Heater	208/230V-3ph - C1LTVH10B-1Y	55W91	\$ -
	575V - C1LTVH10B-1J	55W93	\$ -
LPG/Propane Conversion Kits	[Standard heat] E1LPCO10B-1	53W07	\$ -
	[Medium heat] E1LPCO20B-1	53W08	\$ -
	[High heat] E1LPCO30B-1	53W09	\$ -
Vertical Vent Extension	C1EXTN20FF1	42W16	\$ -



PACKAGED ROOFTOP UNITS

LANDMARK® 7.5 - 12.5 TON

LANDMARK® - 7.5 - 12.5 TON ACCESSORIES (Field Installed)

Description		Order No.	Price
ELECTRIC HEAT (KC AND KH MODELS)			
7.5 kW	[KCA/KHA092 thru 102] 208/240V-3ph - C1EHO075B-1Y	56W38	\$ -
	[KCA/KHA092 thru 102] 575V-3ph - C1EHO075B-1J	56W40	\$ -
15 kW	[KCA/KHA092 thru 150] 208/240V-3ph - C1EHO015B-1Y	56W41	\$ -
	[KCA/KHA092 thru 150] 575V-3ph - C1EHO150B-1J	56W43	\$ -
22.5 kW	[KCA/KHA092 thru 150] 208/240V-3ph - C1EHO225B-1Y	56W44	\$ -
	[KCA/KHA092 thru 150] 575V-3ph - C1EHO225B-1J	56W46	\$ -
30 kW	[KCA/KHA092 thru 150] 208/240V-3ph - C1EHO300B-1Y	56W47	\$ -
	[KCA/KHA092 thru 150] 575V-3ph - C1EHO300B-1J	56W49	\$ -
45 kW	[KCA/KHA092 thru 150] 208/240V-3ph - C1EHO450B-1Y	56W50	\$ -
	[KCA/KHA092 thru 150] 575V-3ph - C1EHO450B-1J	56W52	\$ -
60 kW	[KCA/KHA120 thru 150] 208/240V-3ph - C1EHO600B-1Y	55W02	\$ -
	[KCA/KHA120 thru 150] 575V-3ph - C1EHO600B-1J	55W04	\$ -
ELECTRICAL			
Disconnect	80 amp - C1DISC080B-1	54W56	\$ -
	150 amp - C1DISC150B-1	54W57	\$ -
GFI Service Outlets	15 amp non-powered, field-wired (208/230V, 460V only) LTAGFIK10/15	74M70	\$ -
	20 amp non-powered, field-wired (575V only) C1GFIC120FF1	67E01	\$ -
Weatherproof Cover for GFI	C1GFIC199FF1	10C89	\$ -
INDOOR AIR QUALITY			
AIR FILTERS			
Healthy Climate® High Efficiency Air Filters 20 x 25 x 2 (Order 4 per unit)	MERV 8 - C1FLTR15B-1	50W61	\$ -
	MERV 13 - C1FLTR40B-1	52W41	\$ -
Replacement Media Filter With Metal Mesh Frame (includes non-pleated filter media)	C1FLTR30B-1	Y3063	\$ -
CO2 SENSORS			
Sensor - Wall-mount, off-white plastic cover, LCD display	C0SNSR50AE1L	77N39	\$ -
Sensor - Wall-mount, off-white plastic cover, no display	C0SNSR52AE1L	87N53	\$ -
Sensor - Black plastic case with LCD display, rated for plenum mounting	C0SNSR51AE1L	87N52	\$ -
Sensor - Wall-mount, black plastic case, no display, rated for plenum mounting	C0MISC19AE1	87N54	\$ -
CO2 Sensor Duct Mounting Kit - for downflow applications	C0MISC19AE1-	85L43	\$ -
Aspiration Box - for duct mounting non-plenum rated CO2 sensors (87N53 or 77N39)	C0MISC16AE1-	90N43	\$ -
UVC GERMICIDAL LAMPS			
* Healthy Climate® UVC Light Kit (208/230v-1ph)	C1UVCL10B-1	54W62	\$ -

* Lamps operate on 110-230V single-phase power supply. Step-down transformer must be field supplied for field installation in 460V and 575V rooftop units (transformer is furnished for factory installed light kits). Alternately, a separate 110V power supply may be used to directly power the UVC ballast(s).



FACTORY CONFIGURATION

Model No.	Cooling	Voltage /phase	Heat	SEER	EER	IEER	Blower Motor hp	Blower Type or Drive #	MSAV®	Econ. /Single Temp. /Baro. Relief	Dimensions H x W x L (in.)	Wt. (Net Base)	Order No.	Price	Stock
-----------	---------	----------------	------	------	-----	------	-----------------	------------------------	-------	-----------------------------------	----------------------------	----------------	-----------	-------	-------

PACKAGED GAS - 13 - 25 TON - HIGH EFFICIENCY COOLING - R-410A

ENVIRON™ COIL SYSTEM

KGA156H4BS Y	13 ton	208/230v-3ph	260 Dual	---	12.0	13.6	3	2			55x91x107	1935	Z4103	\$	---
KGA180H4BS Y	15 ton	208/230v-3ph	260 Dual	---	12.0	13.5	3	2			55x91x133	2115	Z4109	\$	---
KGA180H4BS Y	15 ton	208/230v-3ph	260 Dual	---	12.0	13.5	3	2		Y	55x91x133	2115	Z4111	\$	---
KGA180H4BS Y	15 ton	208/230v-3ph	260 Dual	---	12.0	13.5	5	4		Y	55x91x133	2115	Z4110	\$	---
KGA180H4MS Y	15 ton	208/230v-3ph	260 Dual	---	12.0	13.7	5	4	Y		55x91x133	2115	Z4113	\$	---
KGA180H4BM Y	15 ton	208/230v-3ph	360 Dual	---	12.0	13.5	5	4		Y	55x91x133	2115	Z4105	\$	---
KGA180H4BM J	15 ton	575v-3ph	360 Dual	---	12.0	13.5	5	4		Y	55x91x133	2115	Z4107	\$	---
KGA210H4BM Y	17.5 ton	208/230v-3ph	360 Dual	---	12.0	13.0	5	4		Y	55x91x133	2240	Z4118	\$	---
KGA210H4BH Y	17.5 ton	208/230v-3ph	480 Dual	---	12.0	13.0	5	4		Y	55x91x133	2240	Z4115	\$	---
KGA210H4BH J	17.5 ton	575v-3ph	480 Dual	---	12.0	13.0	5	4		Y	55x91x133	2240	Z4117	\$	---
KGA240H4BS Y	20 ton	208/230v-3ph	260 Dual	---	12.0	13.0	7.5	6		Y	55x91x133	2610	Z4126	\$	---
KGA240H4BS Y	20 ton	208/230v-3ph	260 Dual	---	12.0	13.0	7.5	6			55x91x133	2610	Z4125	\$	---
KGA240H4MS Y	20 ton	208/230v-3ph	260 Dual	---	12.0	14.0	7.5	6	Y		55x91x133	2610	Z4137	\$	---
KGA240H4BM Y	20 ton	208/230v-3ph	360 Dual	---	12.0	13.0	7.5	6		Y	55x91x133	2610	Z4123	\$	---
KGA240H4BH Y	20 ton	208/230v-3ph	480 Dual	---	12.0	13.0	7.5	6		Y	55x91x133	2610	Z4120	\$	---
KGA240H4BH J	20 ton	575v-3ph	480 Dual	---	12.0	13.0	7.5	6		Y	55x91x133	2610	Z4122	\$	---
KGA300H4BS Y	25 ton	208/230v-3ph	260 Dual	---	10.5	10.9	10	10			55x91x133	2430	Z4134	\$	---
KGA300H4BM Y	25 ton	208/230v-3ph	360 Dual	---	10.5	10.9	10	7		Y	55x91x133	2430	Z4132	\$	---
KGA300H4BH Y	25 ton	208/230v-3ph	480 Dual	---	10.5	10.9	10	10		Y	55x91x133	2430	Z4129	\$	---
KGA300H4BH J	25 ton	575v-3ph	480 Dual	---	10.5	10.9	10	10		Y	55x91x133	2430	Z4131	\$	---

PACKAGED ELECTRIC/ELECTRIC - 13 - 25 TON - HIGH EFFICIENCY COOLING - R-410A

ENVIRON™ COIL SYSTEM

KCA156H4BN Y	13 ton	208/230v-3ph	Opt. Elec. Heat	---	12.0	13.6	3	2			55x91x107	1785	Z4091	\$	---
KCA180H4BN Y	15 ton	208/230v-3ph	Opt. Elec. Heat	---	12.0	13.5	3	2			55x91x133	1965	Z4093	\$	---
KCA180H4BN J	15 ton	575v-3ph	Opt. Elec. Heat	---	12.0	13.7	3	2		Y	55x91x133	1965	Z4095	\$	---
KCA210H4BN Y	17.5 ton	208/230v-3ph	Opt. Elec. Heat	---	12.0	13.0	5	4			55x91x133	2090	Z4097	\$	---
KCA240H4BN Y	20 ton	208/230v-3ph	Opt. Elec. Heat	---	12.0	13.2	7.5	6			55x91x133	2175	Z4099	\$	---
KCA240H4BN J	20 ton	575v-3ph	Opt. Elec. Heat	---	12.0	14.5	7.5	6		Y	55x91x133	2175	Z4098	\$	---
KCA300H4BN Y	25 ton	208/230v-3ph	Opt. Elec. Heat	---	10.5	10.9	10	10			55x91x133	2280	Z4101	\$	---



PACKAGED ROOFTOP UNITS

LANDMARK® 13 - 25 TON



FACTORY CONFIGURATION

Model No.	Cooling	Voltage /phase	Heat	SEER	EER	IEER	Blower Motor hp	Blower Type or Drive #	MSAV®	Econ. /Single Temp. /Baro. Relief	Dimensions H x W x L (in.)	Wt. (Net Base)	Order No.	Price	Stock
-----------	---------	----------------	------	------	-----	------	-----------------	------------------------	-------	-----------------------------------	----------------------------	----------------	-----------	-------	-------

PACKAGED GAS - 15 - 25 TON - STANDARD EFFICIENCY COOLING - R-410A

ENVIRON™ COIL SYSTEM

KGA180S4BS Y	15 ton	208/230v-3ph	260 Dual	---	10.8	11.0	3	2			55x91x107	1790	Z3939	\$	- Y
KGA180S4BS Y	15 ton	208/230v-3ph	260 Dual	---	10.8	11.0	3	2		Y	55x91x107	1790	L2253	\$	- Y
KGA180S4BS Y	15 ton	208/230v-3ph	260 Dual	---	10.8	11.0	5	4 VFD		Y	55x91x107	1790	Z3943	\$	- ---
KGA180S4BM Y	15 ton	208/230v-3ph	360 Dual	---	10.8	11.0	5	4		Y	55x91x107	1790	Z3937	\$	- Y
KGA180S4BM J	15 ton	575v-3ph	360 Dual	---	10.8	11.0	5	4		Y	55x91x107	1790	Z3938	\$	- ---
KGA210S4BM Y	17.5 ton	208/230v-3ph	360 Dual	---	10.8	12.0	5	4 VFD		Y	55x91x107	1935	Z3950	\$	- ---
KGA210S4BH Y	17.5 ton	208/230v-3ph	480 Dual	---	10.8	12.0	5	4		Y	55x91x107	1935	Z3948	\$	- ---
KGA210S4BH J	17.5 ton	575v-3ph	480 Dual	---	10.8	12.0	5	4		Y	55x91x107	1935	Z3949	\$	- ---
KGA240S4BS Y	20 ton	208/230v-3ph	260 Dual	---	10.8	11.0	7.5	6			55x91x133	2180	Z3957	\$	- Y
KGA240S4BS Y	20 ton	208/230v-3ph	260 Dual	---	10.8	11.0	7.5	6		Y	55x91x133	2180	Z3960	\$	- ---
KGA240S4BM Y	20 ton	208/230v-3ph	360 Dual	---	10.8	11.0	7.5	6 VFD		Y	55x91x133	2180	Z3961	\$	- ---
KGA240S4BH Y	20 ton	208/230v-3ph	480 Dual	---	10.8	11.0	7.5	6		Y	55x91x133	2180	Z3958	\$	- Y
KGA240S4BH J	20 ton	575v-3ph	480 Dual	---	10.8	11.0	7.5	6		Y	55x91x133	2180	Z3955	\$	- ---
KGA300S4BS Y	25 ton	208/230v-3ph	260 Dual	---	10.0	10.0	10	10			55x91x133	2180	Z3969	\$	- ---
KGA300S4BM Y	25 ton	208/230v-3ph	360 Dual	---	10.0	10.0	10	7 VFD		Y	55x91x133	2180	Z3970	\$	- ---
KGA300S4BH Y	25 ton	208/230v-3ph	480 Dual	---	10.0	10.0	10	10		Y	55x91x133	2180	Z3968	\$	- ---
KGA300S4BH J	25 ton	575v-3ph	480 Dual	---	10.0	10.0	10	10		Y	55x91x133	2180	Z3967	\$	- ---



PACKAGED ROOFTOP UNITS

LANDMARK® 13 - 25 TON



FACTORY CONFIGURATION

Model No.	Cooling	Voltage /phase	Heat	SEER	EER	IEER	Blower Motor hp	Blower Type or Drive #	MSAV®	Econ. /Single Temp. /Baro. Relief	Dimensions H x W x L (in.)	Wt. (Net Base)	Order No.	Price	Stock
-----------	---------	----------------	------	------	-----	------	-----------------	------------------------	-------	-----------------------------------	----------------------------	----------------	-----------	-------	-------

PACKAGED GAS - 15 - 25 TON - STANDARD EFFICIENCY COOLING - R-410A

CONVENTIONAL FIN/TUBE COIL

KGA180S4BS Y	15 ton	208/230v-3ph	260 Dual	---	10.8	11.0	5	4 VFD		Y	55x91x107	1855	V1445	\$	- ---
KGA180S4BM Y	15 ton	208/230v-3ph	360 Dual	---	10.8	11.0	5	4		Y	55x91x107	1855	L0332	\$	- ---
KGA180S4BM J	15 ton	575v-3ph	360 Dual	---	10.8	11.0	5	4		Y	55x91x107	1855	L0333	\$	- ---
KGA210S4BM Y	17.5 ton	208/230v-3ph	360 Dual	---	10.8	11.0	5	4 VFD		Y	55x91x107	2000	V1446	\$	- ---
KGA240S4BS Y	20 ton	208/230v-3ph	260 Dual	---	10.8	11.0	7.5	6		Y	55x91x133	2270	L0353	\$	- ---
KGA240S4BM Y	20 ton	208/230v-3ph	360 Dual	---	10.8	11.0	7.5	6 VFD		Y	55x91x133	2270	V1447	\$	- ---
KGA240S4BH Y	20 ton	208/230v-3ph	480 Dual	---	10.8	11.0	7.5	6		Y	55x91x133	2270	L0351	\$	- ---
KGA240S4BH J	20 ton	575v-3ph	480 Dual	---	10.8	11.0	7.5	6		Y	55x91x133	2270	L0348	\$	- ---
KGA300S4BS Y	25 ton	208/230v-3ph	260 Dual	---	10.0	9.9	10	10			55x91x133	2270	L0362	\$	- ---
KGA300S4BH Y	25 ton	208/230v-3ph	360 Dual	---	10.0	9.9	10	7 VFD		Y	55x91x133	2270	V1448	\$	- ---
KGA300S4BH J	25 ton	575v-3ph	480 Dual	---	10.0	9.9	10	10		Y	55x91x133	2270	L0360	\$	- ---



FACTORY CONFIGURATION

Model No.	Cooling	Voltage /phase	Heat	SEER	EER	IEER	Blower Motor hp	Blower Type or Drive #	MSAV®	Econ. /Single Temp. /Baro. Relief	Dimensions H x W x L (in.)	Wt. (Net Base)	Order No.	Price	Stock
-----------	---------	----------------	------	------	-----	------	-----------------	------------------------	-------	-----------------------------------	----------------------------	----------------	-----------	-------	-------

PACKAGED ELECTRIC/ELECTRIC - 15 - 25 TON - STANDARD EFFICIENCY COOLING - R-410A

ENVIRON™ COIL SYSTEM

KCA180S4BN Y	15 ton	208/230v-3ph	Opt. Elec. Heat	---	11.0	11.2	3	2			55x91x107	1705	Z3935	\$	- Y
KCA180S4BN J	15 ton	575v-3ph	Opt. Elec. Heat	---	11.0	11.2	3	2		Y	55x91x107	1705	Z3936	\$	- ---
KCA210S4BN Y	17.5 ton	208/230v-3ph	Opt. Elec. Heat	---	11.0	12.2	5	4			55x91x107	1850	Z3946	\$	- ---
KCA240S4BN Y	20 ton	208/230v-3ph	Opt. Elec. Heat	---	11.0	11.2	7.5	6			55x91x133	2120	Z3952	\$	- ---
KCA240S4BN J	20 ton	575v-3ph	Opt. Elec. Heat	---	11.0	11.2	7.5	6		Y	55x91x133	2120	Z3954	\$	- ---
KCA300S4BN Y	25 ton	208/230v-3ph	Opt. Elec. Heat	---	10.0	10.1	10	10			55x91x133	2120	Z3964	\$	- ---

CONVENTIONAL FIN/TUBE COIL

KCA180S4BN Y	15 ton	208/230v-3ph	Opt. Elec. Heat	---	11.0	11.2	3	2			55x91x107	1705	L0329	\$	- ---
KCA180S4BN J	15 ton	575v-3ph	Opt. Elec. Heat	---	11.0	11.2	3	2		Y	55x91x107	1705	L0331	\$	- ---
KCA300S4BN Y	25 ton	208/230v-3ph	Opt. Elec. Heat	---	10.0	10.1	10	10			55x91x133	2120	L0357	\$	- ---

PACKAGED HEAT PUMP - 15 - 20 TON - STANDARD EFFICIENCY COOLING - R-410A

CONVENTIONAL FIN/TUBE COIL

KHA180S4BN Y	15 ton	208/230v-3ph	Opt. Elec. Heat	---	10.6	10.7	3	2			55x91x129	1950	L0338	\$	- ---
KHA240S4BN Y	20 ton	208/230v-3ph	Opt. Elec. Heat	---	10.6	10.7	7.5	6			55x91x129	2150	L0355	\$	- ---



PACKAGED ROOFTOP UNITS

LANDMARK® 13 - 25 TON

LANDMARK® - 13 - 25 TON ACCESSORIES (Field Installed)

Description	Order No.	Price
ROOF CURBS - DOWNFLOW		
HYBRID ROOF CURBS		
8 in. height	C1CURB70C-1	11F58 \$ -
14 in. height	C1CURB71C-1	11F59 \$ -
18 in. height	C1CURB72C-1	11F60 \$ -
24 in. height	C1CURB73C-1	11F61 \$ -
ADJUSTABLE PITCH CURB		
14 in. height	L1CURB55C	43W26 \$ -
ROOF CURBS - HORIZONTAL (REQUIRES HORIZONTAL RETURN AIR PANEL KIT)		
STANDARD		
26 in. height - slab applications	[156, 180 thru 240] LARMFH18/24-26	97J33 \$ -
37 in. height - rooftop applications	[156, 180 thru 240] LARMFH18/24-37	38K53 \$ -
30 in. height - slab applications	[300] LARMFH30/36-30	33K79 \$ -
41 in. height - rooftop applications	[300] LARMFH30/36-41	38K54 \$ -
INSULATION KIT FOR STANDARD HORIZONTAL CURBS		
for LARMFH18/24-26	[156, 180 thru 240] C1INSU11C-1-	73K32 \$ -
for LARMFH18/24-37	[156, 180 thru 240] C1INSU13C-1-	73K34 \$ -
for LARMFH30/36-30	[300] C1INSU12C-1-	73K33 \$ -
for LARMFH30/36-41	[300] C1INSU14C-1-	73K35 \$ -
HORIZONTAL RETURN AIR PANEL KIT		
Required for Horizontal Applications with Roof Curb	C1HRAP10C-1-	87M00 \$ -
BLOWER		
VFD Manual Bypass Kit (for MSAV equipped units)	2, 3, 5 hp (208/230V) 2, 3, 5, 7.5, 10 hp (460V and 575V) KVFDB11C-1	90W52 \$ -
	[Not for 156H] 7.5 hp, 10 hp (208/230V) KVFDB10C-1	90W51 \$ -



LANDMARK® - 13 - 25 TON ACCESSORIES (Field Installed)

Description	Order No.	Price
ECONOMIZER		
STANDARD ECONOMIZER (NOT FOR TITLE 24)		
With Outdoor Air Hood		
Standard Economizer - Downflow or Horizontal	K1ECON20C-1	54W77 \$ -
STANDARD ECONOMIZER CONTROLS (NOT FOR TITLE 24)		
Single Enthalpy	C1SNSR64FF1	53W64 \$ -
Differential Enthalpy	Order 2 - C1SNSR64FF1	53W64 \$ -
HIGH PERFORMANCE ECONOMIZER (APPROVED FOR CALIFORNIA TITLE 24 BUILDING STANDARDS)		
With Outdoor Air Hood		
High Performance Economizer - Downflow or Horizontal	K1ECON22C-1	10U61 \$ -
HIGH PERFORMANCE ECONOMIZER CONTROLS (NOT FOR TITLE 24)		
Single Enthalpy	C1SNSR64FF1	10Z75 \$ -
Differential Enthalpy	Order 2 - C1SNSR64FF1	10Z75 \$ -
BAROMETRIC RELIEF DAMPERS		
Downflow Barometric Relief Dampers with Exhaust Hood	C1DAMP50C	54W78 \$ -
Horizontal Barometric Relief Dampers with Exhaust Hood	LAGEDH18/24	16K99 \$ -
Exhaust Hood for Factory Installed Downflow Barometric Relief Dampers	[KHA180 thru 240] C1HOOD20C-1	85M26 \$ -
POWER EXHAUST (DOWNFLOW APPLICATIONS ONLY)		
Standard Static	208/230V - C1PWRE11C-1Y	75W90 \$ -
	575V - C1PWRE11C-1J	75W92 \$ -
OUTDOOR AIR DAMPERS		
Motorized Dampers with Outdoor Air Hood	K1DAMP20C-1	58W62 \$ -
Manual Dampers With Outdoor Air Hood	C1DAMP10C-1	54W76 \$ -
CABINET ACCESSORIES		
Coil Guards	[KCA/KGA156H, 180S thru 210S] C1GARD22C11	98W76 \$ -
	[KCA/KGA180H thru 300H, 240S thru 300S] C1GARD21C31	93W17 \$ -
	[KHA180 thru 240] C1GARD20C-1-	88K55 \$ -
Hail Guards	[KCA/KGA156H, 180 thru 210] C1GARD12C11	98W77 \$ -
	[KCA/KGA180H thru 300H, 240S thru 300S] C1GARD11C31	93W16 \$ -
	[KHA180thru 240] C1GARD10C-1-	88K28 \$ -
CEILING DIFFUSERS		
Step-Down - Order one	[156, 180] RTD11-185	29G06 \$ -
	[210 thru 300] RTD11-275-R	29G07 \$ -
	[156, 180] RTD11-150/180S (Canada only)	13K63 \$ -
	[210 thru 300] RTD11-275S (Canada only)	13K64 \$ -
Flush - Order one	[156, 180] FD11-185	29G10 \$ -
	[210 thru 300] FD11-275-R	29G11 \$ -
	[156, 180] FD11-150/180S (Canada only)	13K58 \$ -
	[210 thru 300] FD11-275S (Canada only)	13K59 \$ -
Transitions (Supply and Return) - Order 1	[156, 180] LASRT18	19K01 \$ -
	[210 thru 300] LASRT21/24	19K02 \$ -
	[156, 180] LASRT18S (Canada only)	33K48 \$ -
	[210 thru 300] LASRT21/24S (Canada only)	33K49 \$ -



PACKAGED ROOFTOP UNITS

LANDMARK® 13 - 25 TON

LANDMARK® - 13 - 25 TON ACCESSORIES (Field Installed)

Description		Order No.	Price
CONTROLS			
BACnet®	K0CTRL31C-1	96W16	\$ -
BACnet® Thermostat with Display	K0SNSR01FF1	97W23	\$ -
BACnet Thermostat without Display	K0SNSR00FF1	97W24	\$ -
Novar® 2051	K0CTRL30C-1	96W13	\$ -
Plenum Cable (75 ft.)	K0MISC00FF1	97W25	\$ -
SMOKE DETECTORS			
Supply or Return (Power board and one sensor)	C1SNSR44C-1	83W40	\$ -
Supply <u>and</u> Return (Power board and two sensors)	C1SNSR43C-1	83W41	\$ -
THERMOSTATS - See Controls Tab Section			
COOLING ACCESSORIES			
Condensate Drain Trap	PVC - C1TRAP20AD2	76W26	\$ -
	Copper - C1TRAP10AD2	76W27	\$ -
Drain Pan Overflow Switch	C1SNSR71FF1-	10C24	\$ -
Low Ambient Control	[KCA/KGA180S] K1LOAM52C11	10T62	\$ -
	[KCA/KGA156H, 210S] K1LOAM53C11	10T63	\$ -
	[KCA/KGA180H, 210H, 240S, 300S] K1LOAM53C21	10T64	\$ -
	[KCA/KGA240H, 300H] K1LOAM54C21	10T65	\$ -
Low Ambient Kit	[KHA] K1SNSR33CS1	55W73	\$ -
GAS HEAT (KG MODELS)			
Bottom Gas Piping Kit	C1GPKT01C-1	85M31	\$ -
Combustion Air Intake Extensions (order two)	LTACA1K10/15	89L97	\$ -
Low Temperature Vestibule Heater	208/230V-3ph - C1LTVH10C-1Y	58W28	\$ -
	575V - C1LTVH10C-1J	58W30	\$ -
LPG/Propane Conversion Kits (Order 2 kits)	[Standard heat] LTALPGK-130	72M94	\$ -
	[Medium heat] LTALPGK-180	72M95	\$ -
	[Not for 156H] [High heat] LTALPGK-240	72M96	\$ -
Vertical Vent Extension Kit (Order two kits)	C1EXTN20FF1	42W16	\$ -
ELECTRICAL			
Disconnect Switch	[KCA/KHA] 80 amp - C1DISC080C-1	54W85	\$ -
	[KCA/KHA] 150 amp - C1DISC150C-1	54W86	\$ -
	[KCA/KHA] 250 amp - C1DISC250C-1	54W87	\$ -
	[KGA] 80 amp - K1DISC080C-1	54W91	\$ -
	[KGA] 150 amp - K1DISC150C-1	54W92	\$ -
GFI Service Outlets	15 amp non-powered, field-wired (208/230V, 460V only) LTAGFIK10/15	74M70	\$ -
	20 amp non-powered, field-wired (575V only) C1GFIC20FF1	67E01	\$ -
Weatherproof Cover for GFI	C1GFIC99FF1	10C89	\$ -
Phase Monitor	C1PHZM01FF1-	10C25	\$ -



LANDMARK® - 13 - 25 TON ACCESSORIES (Field Installed)

Description	Order No.	Price
ELECTRIC HEAT (KC AND KH MODELS)		
15 kW	[156 thru 300] 208/240V-3ph - C1EH0150C-1Y	53W84 \$ -
	[156 thru 300] 575V-3ph - C1EH0150C-1J	53W87 \$ -
30 kW	[156] 208/240V-3ph - C1EH0300C11Y	53W88 \$ -
	[156] 575V-3ph - C1EH0300C11J	53W91 \$ -
	[180 thru 300] 208/240V-3ph - C1EH0300C21Y	53W92 \$ -
45 kW	[180 thru 300] 575V-3ph - C1EH0300C21J	53W95 \$ -
	[156] 208/240V-3ph - C1EH0450C11Y	53W96 \$ -
	[156] 575V-3ph - C1EH0450C11J	53W99 \$ -
	[180 thru 300] 208/240V-3ph - C1EH0450C21Y	54W00 \$ -
60 kW	[180 thru 300] 575V-3ph - C1EH0450C21J	54W03 \$ -
	[156] 208/240V-3ph - C1EH0600121Y	54W04 \$ -
	[156] 575V-3ph - C1EH0600C11J	54W07 \$ -
	[180 thru 300] 208/240V-3ph - C1EH0600C21Y	54W08 \$ -
90 kW	[180 thru 300] 575V-3ph - C1EH0600C21J	54W11 \$ -
	[210 thru 300] 208/240V-3ph - C1EH0900C-1Y	54W12 \$ -
	[210 thru 300] 575V-3ph - C1EH0900C-1J	54W15 \$ -
INDOOR AIR QUALITY		
AIR FILTERS		
Healthy Climate® High Efficiency Air Filters	MERV 8 - C1FLTR15C-1-	54W67 \$ -
24 x 24 x 2 (Order 6 per unit)	MERV 13 - C1FLTR40C-1-	52W40 \$ -
Replacement Media Filter With Metal Mesh Frame (includes non-pleated filter media)	C1FLTR30C-1-	44N61 \$ -
CO2 SENSORS		
Sensor - Wall-mount, off-white plastic cover, LCD display	C0SNSR50AE1L	77N39 \$ -
Sensor - Wall-mount, off-white plastic cover, no display	C0SNSR52AE1L	87N53 \$ -
Sensor - Black plastic case with LCD display, rated for plenum mounting	C0SNSR51AE1L	87N52 \$ -
Sensor - Wall-mount, black plastic case, no display, rated for plenum mounting	C0MISC19AE1	87N54 \$ -
CO2 Sensor Duct Mounting Kit - for downflow applications	C0MISC19AE1-	85L43 \$ -
Aspiration Box - for duct mounting non-plenum rated CO2 sensors (87N53 or 77N39)	C0MISC16AE1-	90N43 \$ -
UVC GERMICIDAL LAMPS		
* Healthy Climate® UVC Light Kit (110/230v-1ph)	C1UVCL10C-1	54W65 \$ -

* Lamps operate on 110-230V single-phase power supply. Step-down transformer must be field supplied for field installation in 460V and 575V rooftop units (transformer is furnished for factory installed light kits). Alternately, a separate 110V power supply may be used to directly power the UVC ballast(s).



PACKAGED ROOFTOP UNITS

ENERGENCE® 3 - 6 TON



FACTORY CONFIGURATION

Model No.	Cooling	Voltage /phase	Heat	SEER	EER	IEER	Blower Motor hp	Blower Type or Drive #	MSAV®	Econ/Single Enth/Baro. Relief	Humiditrol®	Dimensions H x W x L (in.)	Wt. (Net Base)	Order No.	Price	Stock
-----------	---------	----------------	------	------	-----	------	-----------------	------------------------	-------	-------------------------------	-------------	----------------------------	----------------	-----------	-------	-------

PACKAGED GAS - 3 - 6 TON - HIGH EFFICIENCY COOLING - R-410A

ENVIRON™ COIL SYSTEM

LGH036H4ES P	3 ton	208/230v-1ph	65 Single	18.0	12.7	---	0.5 HP	Direct	Y			40x47x85.25	568	L1502	\$	-	Y
LGH036H4EU P	3 ton	208/230v-1ph	105 Dual	18.0	12.7	---	0.5 HP	Direct	Y			40x47x85.25	568	V6953	\$	-	Y
LGH036H4ES Y	3 ton	208/230v-3ph	65 Single	18.0	12.7	---	0.5 HP	Direct	Y			40x47x85.25	568	L1513	\$	-	Y
LGH036H4ES Y	3 ton	208/230v-3ph	65 Single	18.0	12.7	---	0.5 HP	Direct	Y	Y		40x47x85.25	568	L1514	\$	-	---
LGH036H4EM Y	3 ton	208/230v-3ph	105 Single	18.0	12.7	---	0.75 HP	Direct	Y			40x47x85.25	598	L1503	\$	-	Y
LGH036H4EU Y	3 ton	208/230v-3ph	105 Dual	18.0	12.7	---	0.5 HP	Direct	Y			40x47x85.25	568	V8248	\$	-	Y
LGH036H4ES J	3 ton	575v-3ph	65 Single	17.0	12.5	---	0.5 HP	Direct	Y	Y		40x47x85.25	568	L1512	\$	-	---
LGH036H4EM J	3 ton	575v-3ph	105 Single	17.0	12.5	---	0.5 HP	Direct	Y			40x47x85.25	568	L1528	\$	-	---
LGH048H4EM P	4 ton	208/230v-1ph	105 Single	17.6	12.8	---	0.75 HP	Direct	Y			40x47x85.25	598	V9847	\$	-	---
LGH048H4EH P	4 ton	208/230v-1ph	105 Dual	17.6	12.8	---	0.75 HP	Direct	Y			40x47x85.25	598	V9854	\$	-	---
LGH048H4ES Y	4 ton	208/230v-3ph	65 Single	17.6	12.8	---	0.75 HP	Direct	Y			40x47x85.25	598	V9850	\$	-	---
LGH048H4EM Y	4 ton	208/230v-3ph	105 Single	17.6	12.8	---	0.75 HP	Direct	Y			40x47x85.25	598	V9848	\$	-	Y
LGH048H4EU Y	4 ton	208/230v-3ph	105 Dual	17.6	12.8	---	0.75 HP	Direct	Y	Y		40x47x85.25	598	V9852	\$	-	---
LGH048H4EH Y	4 ton	208/230v-3ph	150 Dual	17.6	12.8	---	0.75 HP	Direct	Y	Y		40x47x85.25	598	V9845	\$	-	Y
LGH048H4EH J	4 ton	575v-3ph	150 Dual	17.0	12.8	---	0.75 HP	Direct	Y	Y		40x47x85.25	598	V9846	\$	-	---
LGH060H4EH P	5 ton	208/230v-1ph	150 Dual	17.1	12.7	---	1 HP	Direct	Y	Y		48x47x85.25	685	L1518	\$	-	Y
LGH060H4ES Y	5 ton	208/230v-3ph	65 Single	17.1	12.7	---	1 HP	Direct	Y			48x47x85.25	685	L1501	\$	-	---
LGH060H4ES Y	5 ton	208/230v-3ph	65 Single	17.1	12.7	---	1 HP	Direct	Y	Y		48x47x85.25	685	L1525	\$	-	---
LGH060H4ES Y	5 ton	208/230v-3ph	65 Single	17.1	12.7	---	1 HP	Direct	Y	Y-T24		48x47x85.25	685	L2364	\$	-	---
LGH060H4EM Y	5 ton	208/230v-3ph	105 Single	17.1	12.7	---	1 HP	Direct	Y	Y		48x47x85.25	685	L1523	\$	-	Y
LGH060H4EM Y	5 ton	208/230v-3ph	105 Single	17.1	12.7	---	1 HP	Direct	Y	Y-T24		48x47x85.25	685	L2363	\$	-	---
LGH060H4EH Y	5 ton	208/230v-3ph	150 Dual	17.1	12.7	---	1 HP	Direct	Y			48x47x85.25	685	L1519	\$	-	Y
LGH060H4EH Y	5 ton	208/230v-3ph	150 Dual	17.1	12.7	---	1 HP	Direct	Y	Y		48x47x85.25	685	L1520	\$	-	Y
LGH060H4EM J	5 ton	575v-3ph	105 Single	17.0	12.7	---	1 HP	Direct	Y	Y		48x47x85.25	685	L1522	\$	-	---
LGH060H4EH J	5 ton	575v-3ph	150 Dual	17.0	12.7	---	1 HP	Direct	Y	Y		48x47x85.25	685	L1517	\$	-	---
LGH072H4BM Y	6 ton	208/230v-3ph	105 Single	---	12.0	13.5	2 HP	AA03				48x47x85.25	762	V9862	\$	-	Y
LGH072H4BH Y	6 ton	208/230v-3ph	150 Dual	---	12.0	13.5	2 HP	AA02				48x47x85.25	762	V9855	\$	-	---
LGH072H4BH Y	6 ton	208/230v-3ph	150 Dual	---	12.0	13.5	2 HP	AA03				48x47x85.25	762	V9856	\$	-	---
LGH072H4BH Y	6 ton	208/230v-3ph	150 Dual	---	12.0	13.5	2 HP	AA02		Y		48x47x85.25	762	V9857	\$	-	Y
LGH072H4BH J	6 ton	575v-3ph	150 Dual	---	12.0	13.5	2 HP	AA02				48x47x85.25	762	V9859	\$	-	---
LGH072H4BH J	6 ton	575v-3ph	150 Dual	---	12.0	13.5	2 HP	AA02		Y		48x47x85.25	762	V9860	\$	-	---
LGH072H4BH J	6 ton	575v-3ph	150 Dual	---	12.0	13.5	2 HP	AA03		Y		48x47x85.25	762	V9861	\$	-	---



PACKAGED ROOFTOP UNITS

ENERGENCE® 3 - 6 TON



FACTORY CONFIGURATION

Model No.	Cooling	Voltage /phase	Heat	SEER	EER	IEER	Blower Motor hp	Blower Type or Drive #	MSAV®	Econ/Single Enth/Baro. Relief	Humiditrol®	Dimensions H x W x L (in.)	Wt. (Net Base)	Order No.	Price	Stock
-----------	---------	----------------	------	------	-----	------	-----------------	------------------------	-------	-------------------------------	-------------	----------------------------	----------------	-----------	-------	-------

PACKAGED GAS - 3 - 6 TON - HIGH EFFICIENCY COOLING - R-410A

CONVENTIONAL FIN/TUBE COIL

LGH036H4ES Y	3 ton	208/230v-3ph	65 Single	18.0	12.7	---	0.5 HP	Direct	Y	Y	Y	40x47x85.25	568	L0061	\$	-	---
LGH036H4ES J	3 ton	575v-3ph	65 Single	17.0	12.5	---	0.5 HP	Direct	Y	Y		40x47x85.25	568	L0058	\$	-	---
LGH048H4ES Y	4 ton	208/230v-3ph	65 Single	17.6	12.8	---	0.75 HP	Direct	Y			40x47x85.25	598	F0985	\$	-	---
LGH048H4ES Y	4 ton	208/230v-3ph	65 Single	17.6	12.8	---	0.75 HP	Direct	Y		Y	40x47x85.25	598	L0070	\$	-	---
LGH048H4EM Y	4 ton	208/230v-3ph	105 Single	17.6	12.8	---	0.75 HP	Direct	Y			40x47x85.25	598	L0063	\$	-	---
LGH048H4EM Y	4 ton	208/230v-3ph	105 Single	17.6	12.8	---	0.75 HP	Direct	Y	Y	Y	40x47x85.25	598	L0064	\$	-	---
LGH048H4EU Y	4 ton	208/230v-3ph	105 Dual	17.6	12.8	---	0.75 HP	Direct	Y	Y		40x47x85.25	598	L1001	\$	-	---
LGH060H4ES Y	5 ton	208/230v-3ph	65 Single	17.1	12.7	---	1 HP	Direct	Y			48x47x85.25	685	F0986	\$	-	---
LGH060H4EH Y	5 ton	208/230v-3ph	150 Dual	17.1	12.7	---	1 HP	Direct	Y		Y	48x47x85.25	685	L0078	\$	-	---
LGH060H4EM J	5 ton	575v-3ph	105 Single	17.0	12.7	---	1 HP	Direct	Y	Y		48x47x85.25	685	L0080	\$	-	---
LGH072H4BH Y	6 ton	208/230v-3ph	150 Dual	---	12.0	13.5	2 HP	AA02				48x47x85.25	762	L0101	\$	-	---
LGH072H4BH Y	6 ton	208/230v-3ph	150 Dual	---	12.0	13.5	2 HP	AA03				48x47x85.25	762	L0104	\$	-	---
LGH072H4BH J	6 ton	575v-3ph	150 Dual	---	12.0	13.5	2 HP	AA02				48x47x85.25	762	L0098	\$	-	---
LGH072H4BH J	6 ton	575v-3ph	150 Dual	---	12.0	13.5	2 HP	AA02		Y		48x47x85.25	762	L0099	\$	-	---
LGH072H4BH J	6 ton	575v-3ph	150 Dual	---	12.0	13.5	2 HP	AA03		Y		48x47x85.25	762	L0100	\$	-	---



PACKAGED ROOFTOP UNITS

ENERGENCE® 3 - 6 TON



FACTORY CONFIGURATION

Model No.	Cooling	Voltage /phase	Heat	SEER	EER	IEER	Blower Motor hp	Blower Type or Drive #	MSAV®	Econ/Single Enth/Baro. Relief	Humiditrol®	Dimensions H x W x L (in.)	Wt. (Net Base)	Order No.	Price	Stock
-----------	---------	----------------	------	------	-----	------	-----------------	------------------------	-------	-------------------------------	-------------	----------------------------	----------------	-----------	-------	-------

PACKAGED ELECTRIC/ELECTRIC - 3 - 6 TON - HIGH EFFICIENCY COOLING - R-410A

ENVIRON™ COIL SYSTEM

LCH036H4EN Y	3 ton	208/230v-3ph	Opt. Elec. Heat	18.0	12.7	---	0.5 HP	Direct	Y			40x47x85.25	532	L1505	\$	- ---
LCH048H4EN Y	4 ton	208/230v-3ph	Opt. Elec. Heat	17.6	12.8	---	0.75 HP	Direct	Y			40x47x85.25	562	V9841	\$	- Y
LCH060H4EN Y	5 ton	208/230v-3ph	Opt. Elec. Heat	17.1	12.7	---	1 HP	Direct	Y			48x47x85.25	649	L1508	\$	- Y
LCH060H4EN J	5 ton	575v-3ph	Opt. Elec. Heat	17.0	12.7	---	1 HP	Direct	Y	Y		48x47x85.25	649	V7446	\$	- ---
LCH072H4BN Y	6 ton	208/230v-3ph	Opt. Elec. Heat	---	12.0	13.5	2 HP	AA02				48x47x85.25	726	V9843	\$	- ---

PACKAGED ELECTRIC/ELECTRIC - 3 - 6 TON - HIGH EFFICIENCY COOLING - R-410A

CONVENTIONAL FIN/TUBE COIL

LCH036H4EN Y	3 ton	208/230v-3ph	Opt. Elec. Heat	17.0	12.5	---	0.5 HP	Direct	Y			40x47x85.25	532	L0048	\$	- ---
LCH048H4EN Y	4 ton	208/230v-3ph	Opt. Elec. Heat	17.6	12.8	---	0.75 HP	Direct	Y			40x47x85.25	562	L0050	\$	- ---
LCH060H4EN Y	5 ton	208/230v-3ph	Opt. Elec. Heat	17.1	12.7	---	1 HP	Direct	Y		Y	48x47x85.25	649	L0052	\$	- ---
LCH072H4BN Y	6 ton	208/230v-3ph	Opt. Elec. Heat	---	12.0	13.5	2 HP	AA02				48x47x85.25	726	L0096	\$	- ---

**ENERGENCE® - 3 - 6 TON OPTIONS (Factory Installed)****CONTACT YOUR LENNOX SALES REPRESENTATIVE FOR ORDERING INFORMATION****COOLING SYSTEM**

- Condensate Drain Trap - PVC or Copper
- Efficiency - Standard or High
- Conventional Fin/Tube Coil
- Corrosion Protection - Condenser and Evaporator Coils
- Service Valves (not for Environ or Humiditrol equipped units)

HEATING SYSTEM - GAS HEAT

- Bottom Gas Piping
- Gas Heat Input - Standard, Medium or High, 1 or 2-Stage
- Low Temperature Vestibule Heater
- Stainless Steel Heat Exchanger

HEATING SYSTEM - ELECTRIC HEAT

- Electric Heat - 7.5 - 30 kW
- SCR (Silicon Controlled Rectifier) Electric Heat Control

BLOWER

- Blower Motors
- Drive Kits

CABINET

- Corrosion Protection (indoor coil / outdoor coil)

CONTROLS

- Blower Proving Switch
- Dirty Filter Switch
- Fresh Air Tempering
- IMC BACnet® Module
- BACnet® Module
- LonTalk® Module
- Novar® 2051
- Novar® LSM
- Smoke Detector - Supply or Return / Supply and Return

ELECTRICAL

- Disconnect
- GFI Service Outlets
- HACR Circuit Breakers
- Phase Monitor (3 phase)
- Voltage

ECONOMIZER

- Economizer (Standard or High Performance)
 - Differential Enthalpy Control
 - Sensible Control
 - Single Enthalpy
 - Global Control

OUTDOOR AIR

- Outdoor Air Dampers - Manual or Motorized

POWER EXHAUST

- Standard Static Power Exhaust Fans

HUMIDITROL® CONDENSER REHEAT OPTION

- Humiditrol

INDOOR AIR QUALITY

- Healthy Climate® High Efficiency Air Filters - MERV 8 or MERV 13
- Healthy Climate® UVC Germicidal Lamps

SUNSOURCE® COMMERCIAL ENERGY SYSTEM

- 036-072 Models Only



ENERGENCE® - 3 - 6 TON ACCESSORIES (Field Installed)

Description	Order No.	Price
ROOF CURBS - DOWNFLOW		
HYBRID ROOF CURBS		
8 in. height	C1CURB70A-1	11F50 \$ -
14 in. height	C1CURB71A-1	11F51 \$ -
18 in. height	C1CURB72A-1	11F52 \$ -
24 in. height	C1CURB73A-1	11F53 \$ -
HINGED		
8 in. height	T1CURB30AN1	17W46 \$ -
18 in. height	T1CURB32AN1	17W47 \$ -
24 in. height	T1CURB33AN1	17W48 \$ -
ADJUSTABLE PITCHED CURB		
14 in. height	C1CURB55AT1	43W27 \$ -
TRANSITION CURB		
Matches 036-072 to existing L Series® Curbs	E1CURB60A-1	20W06 \$ -
ECONOMIZER SECTIONS		
STANDARD ECONOMIZER (SENSIBLE CONTROL) (NOT FOR TITLE 24)		
With Outdoor Air Hood And Barometric Relief Dampers With Exhaust Hood		
Standard Economizer	[036 thru 048] E1ECON30A-2-	90W59 \$ -
	[060 thru 072] E1ECON30AT-2-	90W60 \$ -
HIGH PERFORMANCE ECONOMIZER (SENSIBLE CONTROL) (APPROVED FOR CALIFORNIA TITLE 24 BUILDING STANDARD)		
With Outdoor Air Hood And Barometric Relief Dampers With Exhaust Hood		
High Performance Economizer	[036 thru 048] E1ECON17A-1	10U54 \$ -
	[060 thru 072] E1ECON17AT1	10U55 \$ -
ECONOMIZER ACCESSORIES		
Horizontal Economizer Conversion Kit	T1HECK00AN1	17W45 \$ -
ECONOMIZER CONTROLS (NOT FOR TITLE 24)		
Differential Enthalpy	Order 2 - C1SNSR64FF1	53W64 \$ -
Single Enthalpy	C1SNSR64FF1	53W64 \$ -
BAROMETRIC RELIEF DAMPERS (For Factory Installed Economizer)		
Barometric Relief Dampers with Hood	[036 thur 048] C1DAMP50A-1-	74W38 \$ -
	[060 thur 072] C1DAMP50AT1-	74W39 \$ -
Barometric Relief Dampers without Hood	[036 thur 048] C1DAMP50A-2-	72W89 \$ -
	[060 thur 072] C1DAMP50AT2-	72W90 \$ -
NOTE - Order Barometric Relief Dampers with Exhaust Hood if unit is ordered with factory installed Economizer with "No Exhaust" option. NOTE - Required when Economizer is factory installed (no exhaust option) with field installed Power Exhaust Fan option.		
NOTE - Order Barometric Relief Dampers without Exhaust Hood if unit is ordered with factory installed Power Exhaust Fan option.		
POWER EXHAUST - STANDARD STATIC		
	[036 thur 048] 208/230V-1 or 3ph - C1PWRE10A-1P	79W87 \$ -
	[036 thur 048] 575V-3ph - C1PWRE10A-1J	79W89 \$ -
	[060 thur 072] 208/230V-1 or 3ph - C1PWRE10AT1P	79W90 \$ -
	[060 thur 072] 575V-3ph - C1PWRE10AT1J	79W92 \$ -



PACKAGED ROOFTOP UNITS

ENERGENCE® 3 - 6 TON

ENERGENCE® - 3 - 6 TON ACCESSORIES (Field Installed)

Description	Order No.	Price
OUTDOOR AIR DAMPERS		
Includes Outdoor Air Hood		
Manual	[036 thru 048] C1DAMP11A-1-	53W34 \$ -
	[060 thru 072] C1DAMP11AT1-	53W37 \$ -
Motorized	[036 thru 048] E1DAMP21A-1-	53W35 \$ -
	[060 thru 072] E1DAMP21AT1-	53W38 \$ -
CABINET ACCESSORIES		
Coil Guards	[036 thru 048] T1GARD20A-1	17W87 \$ -
	[060 thru 072] T1GARD20N-1	17W88 \$ -
Hail Guards	[036 thru 048] T1GARD10A-1	17W89 \$ -
	[060 thru 072] T1GARD10N-1	17W90 \$ -
CEILING DIFFUSERS		
Step-Down - Order one	[036 thru 060] RTD9-65-R	27G87 \$ -
	[072] RTD11-95	29G04 \$ -
	[072] (Canada Only) RTD11-95S	13K61 \$ -
Flush - Order one	[036 thru 060] FD9-65-R	27G86 \$ -
	[072] FD11-95	29G08 \$ -
	[072] (Canada Only) FD11-95S	13K56 \$ -
Transitions (Supply and Return) - Order one	[036 thru 060] T1TRAN10AN1	17W53 \$ -
	[072] T1TRAN20N-1	17W54 \$ -
CONTROLS		
Blower Proving Switch	C1SNSR35FF1	53W65 \$ -
Prodigy® Control System - BACnet® Module	C0CTRL60AE1L	59W51 \$ -
Prodigy® Control System - LonTalk® Module	C0CTRL65FF1	54W27 \$ -
Novar® 2051	E0CTRL30A1	64W72 \$ -
Dirty Filter Switch	E1SNSR55AP1	53W66 \$ -
Fresh Air Tempering	C1SNSR75AD1	58W63 \$ -
HUMIDITROL® CONDENSER REHEAT OPTION		
Humidity Sensor Kit, Remote mounted (required)	COSNSR31AE-1	17M50 \$ -
SMOKE DETECTORS		
Supply or Return (Power board and one sensor)	C1SNSR44AP1	53W78 \$ -
Supply <u>and</u> Return (Power board and two sensors)	C1SNSR43AP1	53W79 \$ -
L CONNECTION® NETWORK - See Controls Tab Section		
THERMOSTATS - See Controls Tab Section		



PACKAGED ROOFTOP UNITS

ENERGENCE® 3 - 6 TON

ENERGENCE® - 3 - 6 TON ACCESSORIES (Field Installed)

Description		Order No.	Price
COOLING ACCESSORIES			
Condensate Drain Trap	PVC - C1TRAP20AD2	76W26	\$ -
	Copper - C1TRAP10AD2	76W27	\$ -
Drain Pan Overflow Switch	E1SNSR71AD1	68W88	\$ -
GAS HEAT (LGH MODELS)			
Bottom Gas Piping Kit	T1GPKT01AN1	19W50	\$ -
Combustion Air Intake Extensions	T1EXTN10AN1	19W51	\$ -
Low Temperature Vestibule Heater	208/230V-3ph - E1LTVH10A-1Y	54W23	\$ -
	575V-3ph - E1LTVH10A-1J	54W25	\$ -
LPG/Propane Conversion Kits	For one-stage models - C1PROP10AP1	53W69	\$ -
	For two-stage models - C1PROP20AP1	53W70	\$ -
Vertical Vent Extension	C1EXTN20FF1	31W62	\$ -
ELECTRIC HEAT (LCH MODELS)			
7.5 kW	[LCH036 thru 060] 208/240V-1ph - E1EH0075AN1P	46W28	\$ -
	208/240V-3ph - E1EH0075AN1Y	46W31	\$ -
	575V-3ph - E1EH0075AN1J	46W39	\$ -
15 kW	[LCH036 thru 060] 208/240V-1ph - E1EH0150AN1P	46W29	\$ -
	208/240V-3ph - E1EH0150AN1Y	46W32	\$ -
	575V-3ph - E1EH0150AN1J	46W40	\$ -
22.5 kW	[LCH060] 208/240V-1ph - E1EH0225N1P	46W30	\$ -
	[LCH060 thru 072] 208/240V-3ph - E1EH0225N1Y	46W33	\$ -
	[LCH060 thru 072] 575V-3ph - E1EH0225N1J	46W41	\$ -
30 kW	[LCH072] 208/240V-3ph - E1EH0300N-1Y	46W34	\$ -
	[LCH072] 575V-3ph - E1EH0300N-1J	46W42	\$ -
ELECTRICAL			
Disconnect Switch	[LGH036 thru 048] 80 amp - T1DISC080AH1	20W23	\$ -
	[LCH060 thru 072] 80 amp - T2DISC080NH1	20W24	\$ -
	[LGH060 thru 072] 80 amp - T1DISC080NH1	20W26	\$ -
	[LCH036 thru 048] 80 amp - T2DISC080AH1	20W21	\$ -
	[LCH048] 150 amp - T2DISC150AH1	20W22	\$ -
	[LCH060 thru 072] 150 amp - T2DISC150NH1	20W25	\$ -
GFI Service Outlets	15 amp non-powered, field-wired (208/230V, 460V only) LTAGFIK10/15	74M70	\$ -
	20 amp non-powered, field-wired (575V only) C1GFIC120FF1	67E01	\$ -
Weatherproof Cover for GFI	C1GFIC199FF1	10C89	\$ -



ENERGENCE® - 3 - 6 TON ACCESSORIES (Field Installed)

Description	Order No.	Price
INDOOR AIR QUALITY		
AIR FILTERS		
Healthy Climate® High Efficiency Air Filters Order 4 per unit	[036 thru 048] MERV 8 (16 x 20 x 2) - C1FLTR15A-1-	54W20 \$ -
	[036 thru 048] MERV 13 (16 x 20 x 2) - T1FLTR40A-1-	52W37 \$ -
	[060 thru 072] MERV 8 (20 x 20 x 2) - C1FLTR15D-1-	54W21 \$ -
	[060 thru 072] MERV 13 (20 x 20 x 2) - C1FLTR40D-1-	52W39 \$ -
Replaceable Media Filter With Metal Mesh Frame (includes non- pleated filter media)	[036 thru 048] 16 x 20 x 2 (Order 4) - K1FLTR30A-1	39W09 \$ -
	[060 thru 072] 20 x 20 x 2 (Order 4) - K1FLTR30A-2	39W10 \$ -
CO2 SENSORS		
Sensor - Wall-mount, off-white plastic cover, LCD display	C0SNSR50AE1L	77N39 \$ -
Sensor - Wall-mount, off-white plastic cover, no display	C0SNSR52AE1L	87N53 \$ -
Sensor - Black plastic case with LCD display, rated for plenum mounting	C0SNSR51AE1L	87N52 \$ -
Sensor - Wall-mount, black plastic case, no display, rated for plenum mounting	C0MISC19AE1	87N54 \$ -
CO2 Sensor Duct Mounting Kit - for downflow applications	C0MISC19AE1-	85L43 \$ -
Aspiration Box - for duct mounting non-plenum rated CO2 sensors (87N53 or 77N39)	C0MISC16AE1-	90N43 \$ -
UVC GERMICIDAL LAMPS		
* Healthy Climate® UVC Light Kit (208/230v-1ph)	E1UVCL10AN1-	50W90 \$ -

* Lamps operate on 110-230V single-phase power supply. Step-down transformer must be field supplied for field installation in 460V and 575V rooftop units (transformer is furnished for factory installed light kits). Alternately, a separate 110V power supply may be used to directly power the UVC ballast(s).



FACTORY CONFIGURATION

Model No.	Cooling	Voltage /phase	Heat	SEER	EER	IEER	Blower Motor hp	Blower Type or Drive #	MSAV®	Econ. /Single Enth. /Baro. Relief	Humiditrol®	Dimensions H x W x L (in.)	Wt. (Net Base)	Order No.	Price	Stock
-----------	---------	----------------	------	------	-----	------	-----------------	------------------------	-------	-----------------------------------	-------------	----------------------------	----------------	-----------	-------	-------

PACKAGED GAS - 7.5 - 12.5 TON - HIGH EFFICIENCY COOLING - R-410A

ENVIRON™ COIL SYSTEM

LGH092H4BS Y	7.5 ton	208/230v-3ph	130 Dual	---	12.5	13.0	2 Std	1				48x60.5x101.5	1168	L1305	\$	-	Y
LGH092H4BM Y	7.5 ton	208/230v-3ph	180 Dual	---	12.5	13.0	3 Std	5		Y		48x60.5x101.5	1168	L1303	\$	-	Y
LGH092H4BH Y	7.5 ton	208/230v-3ph	240 Dual	---	12.5	13.0	2 Std	1		Y		48x60.5x101.5	1168	L1301	\$	-	Y
LGH092H4BH Y	7.5 ton	208/230v-3ph	240 Dual	---	12.5	13.0	3 Std	4				48x60.5x101.5	1168	L1299	\$	-	Y
LGH092H4BH Y	7.5 ton	208/230v-3ph	240 Dual	---	12.5	13.0	2 Std	2		Y		48x60.5x101.5	1168	L1302	\$	-	Y
LGH092H4BH Y	7.5 ton	208/230v-3ph	240 Dual	---	12.5	13.0	3 Std	5		Y		48x60.5x101.5	1168	L1300	\$	-	Y
LGH092H4BH J	7.5 ton	575v-3ph	240 Dual	---	12.5	13.0	2 Std	1		Y		48x60.5x101.5	1168	L1297	\$	-	---
LGH092H4BH J	7.5 ton	575v-3ph	240 Dual	---	12.5	13.0	2 Std	2		Y		48x60.5x101.5	1168	L1298	\$	-	---
LGH102H4BH Y	8.5 ton	208/230v-3ph	240 Dual	---	12.2	12.9	2 Std	1		Y		48x60.5x101.5	1175	L1306	\$	-	---
LGH102H4BH Y	8.5 ton	208/230v-3ph	240 Dual	---	12.2	12.9	3 Std	5		Y		48x60.5x101.5	1175	L1307	\$	-	Y
LGH102H4BH J	8.5 ton	575v-3ph	240 Dual	---	12.2	12.9	3 Std	5		Y		48x60.5x101.5	1175	L1309	\$	-	---
LGH120H4BS Y	10 ton	208/230v-3ph	130 Dual	---	12.0	13.0	3 Std	4				48x60.5x101.5	1210	L1319	\$	-	---
LGH120H4BS Y	10 ton	208/230v-3ph	130 Dual	---	12.0	13.0	3 Std	4		Y-T24		48x60.5x101.5	1210	L2365	\$	-	---
LGH120H4MS Y	10 ton	208/230v-3ph	130 Dual	---	12.0	13.8	3 Std	4	Y			48x60.5x101.5	1210	L1329	\$	-	---
LGH120H4BH Y	10 ton	208/230v-3ph	240 Dual	---	12.0	13.0	3 Std	5				48x60.5x101.5	1210	L1315	\$	-	Y
LGH120H4BH Y	10 ton	208/230v-3ph	240 Dual	---	12.0	13.0	3 Std	5		Y		48x60.5x101.5	1210	L1314	\$	-	Y
LGH120H4MM Y	10 ton	208/230v-3ph	180 Dual	---	12.0	13.8	3 Std	5	Y	Y		48x60.5x101.5	1210	L1337	\$	-	---
LGH120H4BH Y	10 ton	208/230v-3ph	240 Dual	---	12.0	13.0	3 Hi	8		Y		48x60.5x101.5	1210	L1316	\$	-	Y
LGH120H4MH Y	10 ton	208/230v-3ph	240 Dual	---	12.0	13.8	3 Std	5	Y	Y		48x60.5x101.5	1210	M4930	\$	-	---
LGH120H4BH J	10 ton	575v-3ph	240 Dual	---	12.0	13.0	3 Std	5		Y		48x60.5x101.5	1210	L1321	\$	-	---
LGH120H4MH J	10 ton	575v-3ph	240 Dual	---	12.0	13.8	3 Std	5	Y	Y		48x60.5x101.5	1210	M4815	\$	-	---
LGH150S4BS Y	12.5 ton	208/230v-3ph	130 Dual	---	11.0	11.4	3 Std	5				48x60.5x101.5	1250	V9580	\$	-	---
LGH150S4MS Y	12.5 ton	208/230v-3ph	130 Dual	---	11.0	13.1	5 Std	10	Y			48x60.5x101.5	1250	V9583	\$	-	---
LGH150S4MM Y	12.5 ton	208/230v-3ph	180 Dual	---	11.0	13.1	5 Std	11	Y	Y		48x60.5x101.5	1250	V9581	\$	-	---
LGH150S4BH Y	12.5 ton	208/230v-3ph	240 Dual	---	11.0	11.4	3 Std	5				48x60.5x101.5	1250	V9576	\$	-	---
LGH150S4BH Y	12.5 ton	208/230v-3ph	240 Dual	---	11.0	11.4	5 Std	11		Y		48x60.5x101.5	1250	V9577	\$	-	Y
LGH150S4BH Y	12.5 ton	208/230v-3ph	240 Dual	---	11.0	11.4	5 Std	11		Y-T24		48x60.5x101.5	1250	L2366	\$	-	---
LGH150S4BH Y	12.5 ton	208/230v-3ph	240 Dual	---	11.0	11.4	3 Std	5		Y	Y	48x60.5x101.5	1250	V9575	\$	-	---
LGH150S4BH J	12.5 ton	575v-3ph	240 Dual	---	11.0	11.4	5 Std	11		Y		48x60.5x101.5	1250	V9579	\$	-	---



PACKAGED ROOFTOP UNITS

ENERGENCE® 7.5 - 12.5 TON



FACTORY CONFIGURATION

Model No.	Cooling	Voltage /phase	Heat	SEER	EER	IEER	Blower Motor hp	Blower Type or Drive #	MSAV®	Econ./Single Enth./Baro. Relief	Humiditrol®	Dimensions H x W x L (in.)	Wt. (Net Base)	Order No.	Price	Stock
-----------	---------	----------------	------	------	-----	------	-----------------	------------------------	-------	---------------------------------	-------------	----------------------------	----------------	-----------	-------	-------

PACKAGED GAS - 7.5 - 12.5 TON - HIGH EFFICIENCY COOLING - R-410A

FIN/TUBE COIL

LGH092H4BS Y	7.5 ton	208/230v-3ph	130 Dual	---	12.5	13.0	2 Std	1		Y	Y	48x60.5x101.5	1168	L0183	\$	-	---
LGH102H4BH Y	8.5 ton	208/230v-3ph	240 Dual	---	12.2	12.9	3 Std	5		Y		48x60.5x101.5	1175	L0186	\$	-	---
LGH120H4BH Y	10 ton	208/230v-3ph	240 Dual	---	12.0	13.0	3 Std	5		Y	Y	48x60.5x101.5	1210	L0197	\$	-	---
LGH150S4BS Y	12.5 ton	208/230v-3ph	130 Dual	---	11.0	11.4	3 Std	5				48x60.5x101.5	1250	L0211	\$	-	---
LGH150S4BH Y	12.5 ton	208/230v-3ph	240 Dual	---	11.0	11.4	3 Std	5		Y	Y	48x60.5x101.5	1250	V9575	\$	-	---

PACKAGED ELECTRIC/ELECTRIC - 7.5 - 12.5 TON - HIGH EFFICIENCY COOLING - R-410A

ENVIRON™ COIL SYSTEM

LCH092H4BN Y	7.5 ton	208/230v-3ph	Opt. Elec. Heat	---	12.7	13.0	2 Std	2				48x60.5x101.5	1120	L1292	\$	-	---
LCH092H4BN J	7.5 ton	575v-3ph	Opt. Elec. Heat	---	12.7	13.0	2 Std	2		Y		48x60.5x101.5	1120	L1293	\$	-	---
LCH120H4BN Y	10 ton	208/230v-3ph	Opt. Elec. Heat	---	12.2	13.2	2 Std	1				48x60.5x101.5	1162	L1312	\$	-	---
LCH120H4BN Y	10 ton	208/230v-3ph	Opt. Elec. Heat	---	12.2	13.2	3 Std	4				48x60.5x101.5	1162	L1311	\$	-	Y
LCH120H4BN J	10 ton	575v-3ph	Opt. Elec. Heat	---	12.2	13.2	3 Std	5		Y		48x60.5x101.5	1162	L1313	\$	-	---
LCH150S4BN Y	12.5 ton	208/230v-3ph	Opt. Elec. Heat	---	11.2	11.6	3 Std	4				48x60.5x101.5	1202	V9574	\$	-	---
LCH150S4BN G	12.5 ton	460v-3ph	Opt. Elec. Heat	---	11.2	11.6	5 Std	11				48x60.5x101.5	1202	L1322	\$	-	---

FIN/TUBE COIL

LCH120H4BN J	10 ton	575v-3ph	Opt. Elec. Heat	---	12.2	13.2	3 Std	5		Y		48x60.5x101.5	1162	L0193	\$	-	---
--------------	--------	----------	-----------------	-----	------	------	-------	---	--	---	--	---------------	------	-------	----	---	-----

**ENERGENCE® - 7.5 - 12.5 TON OPTIONS (Factory Installed)****CONTACT YOUR LENNOX SALES REPRESENTATIVE FOR ORDERING INFORMATION****COOLING SYSTEM**

- Condensate Drain Trap - PVC or Copper
- Conventional Fin/Tube Coil
- Corrosion Protection - Condenser and Evaporator Coils
- Service Valves (not for Environ or Humiditrol equipped units)

HEATING SYSTEM - GAS HEAT

- Bottom Gas Piping
- Gas Heat Input - 130K, 180K, 240K
- Low Temperature Vestibule Heater
- Stainless Steel Heat Exchanger

HEATING SYSTEM - ELECTRIC HEAT

- Electric Heat - 7.5 - 60 kW

BLOWER

- Blower Motors - 2 hp, 3 hp, 5 hp
- Drive Kits
- MSAV® (Multi-Stage Air Volume) Supply Air Blower Option

CABINET

- Corrosion Protection (indoor coil / outdoor coil)

CONTROLS

- Blower Proving Switch
- Dirty Filter Switch
- Fresh Air Tempering
- IMC BACnet® Module
- BACnet® Module
- LonTalk® Module
- Novar® 2051
- Novar® LSM
- Smoke Detector - Supply or Return / Supply and Return

ELECTRICAL

- Disconnect
- GFI Service Outlets
- HACR Circuit Breakers
- Phase Monitor
- Voltage

ECONOMIZER

- Economizer (Standard or High Performance)
 - Differential Enthalpy Control
 - Sensible Control
 - Single Enthalpy
 - Global Control

OUTDOOR AIR

- Outdoor Air Dampers - Manual or Motorized

POWER EXHAUST

- Standard Static Power Exhaust Fans

HUMIDITROL® CONDENSER REHEAT OPTION

- Humiditrol

INDOOR AIR QUALITY

- Healthy Climate® High Efficiency Air Filters - MERV 8 or MERV 13
- Healthy Climate® UVC Germicidal Lamps



PACKAGED ROOFTOP UNITS

ENERGENCE® 7.5 - 12.5 TON

ENERGENCE® - 7.5 - 12.5 TON ACCESSORIES (Field Installed)

Description	Order No.	Price
ROOF CURBS - DOWNFLOW		
HYBRID ROOF CURBS		
8 in. height	C1CURB70B-1	11F54 \$ -
14 in. height	C1CURB71B-1	11F55 \$ -
18 in. height	C1CURB72B-1	11F56 \$ -
24 in. height	C1CURB73B-1	11F57 \$ -
ADJUSTABLE PITCHED CURB		
14 in. height	C1CURB55B-1	54W50 \$ -
ECONOMIZER SECTIONS		
STANDARD ECONOMIZER (NOT FOR TITLE 24)		
With Outdoor Air Hood and Downflow Barometric Relief Dampers with Exhaust Hood		
Standard Economizer Downflow or Horizontal	E1ECON15B-1	55W05 \$ -
HIGH PERFORMANCE ECONOMIZER (APPROVED FOR CALIFORNIA TITLE 24 BUILDING STANDARD)		
With Outdoor Air Hood and Downflow Barometric Relief Dampers with Exhaust Hood		
High Performance Economizer Downflow or Horizontal	E1ECON17B-1	10U59 \$ -
HORIZONTAL BAROMETRIC RELIEF DAMPERS WITH EXHAUST HOOD		
Horiz. Low Profile Barometric Relief Dampers with Hood	LAGEDH03/15	53K04 \$ -
ECONOMIZER CONTROLS (NOT FOR TITLE 24)		
Single Enthalpy Control	C1SNSR64FF1	53W64 \$ -
Differential Enthalpy Control (order 2)	C1SNSR64FF1	53W64 \$ -
POWER EXHAUST - STANDARD STATIC		
	208/230V-3ph - K1PWRE10B-1Y	53W44 \$ -
	575V-3ph - K1PWRE10B-1J	53W46 \$ -
OUTDOOR AIR DAMPERS		
Motorized Dampers with outdoor air hood	E1DAMP20B-1	63W60 \$ -
Manual Dampers with outdoor air hood	C1DAMP10B-1	53W48 \$ -
CABINET ACCESSORIES		
Coil Guards	Environ™ Coil System - E1GARD21B-1	92W62 \$ -
	Conventional Fin/Tube Condenser Coil - E1GARD20B-1	55W06 \$ -
Hail Guards	Environ™ Coil System - E1GARD11B-1	92W61 \$ -
	Conventional Fin/Tube Condenser Coil - E1GARD10B1	55W07 \$ -
Horizontal Discharge Kit	K1HECK00B-1	51W25 \$ -
Return Air Adaptor Plate (L Series® or T-Class™)	C1CONV10B-1	54W96 \$ -



PACKAGED ROOFTOP UNITS

ENERGENCE® 7.5 - 12.5 TON

ENERGENCE® - 7.5 - 12.5 TON ACCESSORIES (Field Installed)

Description		Order No.	Price
CEILING DIFFUSERS			
Step-Down - Order one	[092] RTD11-95	29G04	\$ -
	[102 thru 120] RTD11-135	29G05	\$ -
	[150] RTD11-185	29G06	\$ -
Flush - Order one	[092] FD11-95	29G08	\$ -
	[102 thru 120] FD11-135	29G09	\$ -
	[150] FD11-185	29G10	\$ -
Transitions (Supply and Return) - Order one	[092] LASRT08/10	24L14	\$ -
	[102 thru 120] LASRT10/12	49K55	\$ -
	[150] LASRT15	49K56	\$ -
CONTROLS			
Blower Proving Switch	C1SNSR35FF1	53W65	\$ -
Prodigy® Control System - BACnet® Module	C0CTRL60AE1L	59W51	\$ -
Prodigy® Control System - LonTalk® Module	C0CTRL65FF1	54W27	\$ -
Novar® 2051	E0CTRL30B1	64W73	\$ -
Dirty Filter Switch	E1SNSR55B-1	53W67	\$ -
Fresh Air Tempering	C1SNSR75AD1	58W63	\$ -
HUMIDITROL® CONDENSER REHEAT OPTION			
Humidity Sensor Kit, Remote mounted (required)	COSNSR31AE-1	17M50	\$ -
SMOKE DETECTORS			
Supply or Return (Power board and one sensor)	C1SNSR44B-1	53W80	\$ -
Supply <u>and</u> Return (Power board and two sensors)	C1SNSR43B-1	53W81	\$ -
L CONNECTION® NETWORK - See Controls Tab Section			
THERMOSTATS - See Controls Tab Section			
COOLING ACCESSORIES			
Condensate Drain Trap	PVC - C1TRAP20AD2	76W26	\$ -
	Copper - C1TRAP10AD2	76W27	\$ -
Drain Pan Overflow Switch	E1SNSR71AD1	68W88	\$ -
GAS HEAT (LGH MODELS)			
Bottom Gas Piping Kit	C1GPKT01B-01	54W95	\$ -
Combustion Air Intake Extensions	T1EXTN10AN1	19W51	\$ -
Low Temperature Vestibule Heater	208/230V-3ph - C1LTVH10B-1Y	55W91	\$ -
	460V - C1LTVH10B-1G	55W92	\$ -
	575V - C1LTVH10B-1J	55W93	\$ -
LPG/Propane Conversion Kits	[Standard heat] E1LPCO10B-1	53W07	\$ -
	[Medium heat] E1LPCO20B-1	53W08	\$ -
	[High heat] E1LPCO30B-1	53W09	\$ -
Vertical Vent Extension	C1EXTN20FF1	42W16	\$ -



PACKAGED ROOFTOP UNITS

ENERGENCE® 7.5 - 12.5 TON

ENERGENCE® - 7.5 - 12.5 TON ACCESSORIES (Field Installed)

Description		Order No.	Price
ELECTRIC HEAT (LCH MODELS)			
7.5 kW	[LCH092 thru 102] 208/240V-3ph - C1EHO075B-1Y	56W38	\$ -
	[LCH092 thru 102] 575V-3ph - C1EHO075B-1J	56W40	\$ -
15 kW	[LCH092 thru 150] 208/240V-3ph - C1EHO015B-1Y	56W41	\$ -
	[LCH092 thru 150] 575V-3ph - C1EHO150B-1J	56W43	\$ -
22.5 kW	[LCH092 thru 150] 208/240V-3ph - C1EHO225B-1Y	56W44	\$ -
	[LCH092 thru 150] 575V-3ph - C1EHO225B-1J	56W46	\$ -
30 kW	[LCH092 thru 150] 208/240V-3ph - C1EHO300B-1Y	56W47	\$ -
	[LCH092 thru 150] 575V-3ph - C1EHO300B-1J	56W49	\$ -
45 kW	[LCH092 thru 150] 208/240V-3ph - C1EHO450B-1Y	56W50	\$ -
	[LCH092 thru 150] 575V-3ph - C1EHO450B-1J	56W52	\$ -
60 kW	[LCH120 thru 150] 208/240V-3ph - C1EHO600B-1Y	55W02	\$ -
	[LCH120 thru 150] 575V-3ph - C1EHO600B-1J	55W04	\$ -
ELECTRICAL			
Disconnect	80 amp - C1DISC080B-1	54W56	\$ -
	150 amp - C1DISC150B-1	54W57	\$ -
GFI Service Outlets	15 amp non-powered, field-wired (208/230V, 460V only) LTAGFIK10/15	74M70	\$ -
	20 amp non-powered, field-wired (575V only) C1GFIC120FF1	67E01	\$ -
Weatherproof Cover for GFI	C1GFIC199FF1	10C89	\$ -
INDOOR AIR QUALITY			
AIR FILTERS			
Healthy Climate® High Efficiency Air Filters 20 x 25 x 2 (Order 4 per unit)	MERV 8 - C1FLTR15B-1	50W61	\$ -
	MERV 13 - C1FLTR40B-1	52W41	\$ -
Replacement Media Filter With Metal Mesh Frame (includes non-pleated filter media)	C1FLTR30B-1	Y3063	\$ -
CO2 SENSORS			
Sensor - Wall-mount, off-white plastic cover, LCD display	C0SNSR50AE1L	77N39	\$ -
Sensor - Wall-mount, off-white plastic cover, no display	C0SNSR52AE1L	87N53	\$ -
Sensor - Black plastic case with LCD display, rated for plenum mounting	C0SNSR51AE1L	87N52	\$ -
Sensor - Wall-mount, black plastic case, no display, rated for plenum mounting	C0MISC19AE1	87N54	\$ -
CO2 Sensor Duct Mounting Kit - for downflow applications	C0MISC19AE1-	85L43	\$ -
Aspiration Box - for duct mounting non-plenum rated CO2 sensors (87N53 or 77N39)	C0MISC16AE1-	90N43	\$ -
UVC GERMICIDAL LAMPS			
* Healthy Climate® UVC Light Kit (208/230v-1ph)	C1UVCL10B-1	54W62	\$ -

* Lamps operate on 110-230V single-phase power supply. Step-down transformer must be field supplied for field installation in 460V and 575V rooftop units (transformer is furnished for factory installed light kits). Alternately, a separate 110V power supply may be used to directly power the UVC ballast(s).



FACTORY CONFIGURATION

Model No.	Cooling	Voltage /phase	Heat	SEER	EER	IEER	Blower Motor hp	Blower Type or Drive #	MSAV®	Econ. /Single Enth. /Baro. Relief	Humiditrol®	Dimensions H x W x L (in.)	Wt. (Net Base)	Order No.	Price	Stock
-----------	---------	----------------	------	------	-----	------	-----------------	------------------------	-------	-----------------------------------	-------------	----------------------------	----------------	-----------	-------	-------

PACKAGED GAS - 13 - 20 TON - HIGH EFFICIENCY COOLING - R-410A

ENVIRON™ COIL SYSTEM

LGH156H4BS Y	13 ton	208/230v-3ph	260 Dual	---	12.0	13.6	3 Std	2				56x93x134	1935	Z0376	\$	- ---
LGH180H4ML Y	15 ton	208/230v-3ph	169 Single	---	12.0	13.7	3 Std	1	Y			56x93x134	2115	L1331	\$	- ---
LGH180H4BS Y	15 ton	208/230v-3ph	260 Dual	---	12.0	13.5	3 Std	2		Y		56x93x134	2115	L1564	\$	- Y
LGH180H4BS Y	15 ton	208/230v-3ph	260 Dual	---	12.0	13.5	5 Std	3				56x93x134	2115	L1550	\$	- Y
LGH180H4MS Y	15 ton	208/230v-3ph	260 Dual	---	12.0	13.7	5 Std	4	Y	Y		56x93x134	2115	L1339	\$	- ---
LGH180H4BH Y	15 ton	208/230v-3ph	480 Dual	---	12.0	13.5	3 Std	2		Y		56x93x134	2115	L1548	\$	- Y
LGH180H4BH Y	15 ton	208/230v-3ph	480 Dual	---	12.0	13.5	5 Std	3				56x93x134	2115	L1549	\$	- ---
LGH180H4MH Y	15 ton	208/230v-3ph	480 Dual	---	12.0	13.5	5 Std	4	Y	Y		56x93x134	2115	M4931	\$	- ---
LGH180H4BH J	15 ton	575v-3ph	480 Dual	---	12.0	13.5	3 Std	2		Y		56x93x134	2115	L1553	\$	- ---
LGH180H4BH J	15 ton	575v-3ph	480 Dual	---	12.0	13.5	5 Std	3		Y		56x93x134	2115	Z0655	\$	- ---
LGH180H4MH J	15 ton	575v-3ph	480 Dual	---	12.0	13.5	5 Std	4	Y	Y		56x93x134	2115	M4928	\$	- ---
LGH210H4BS Y	17.5 ton	208/230v-3ph	260 Dual	---	12.0	13.0	3 Std	2		Y		56x93x134	2240	Z0379	\$	- ---
LGH240H4BM Y	20 ton	208/230v-3ph	260 Dual	---	12.0	14.5	5 Std	3	Y			56x93x134	2325	L1332	\$	- ---
LGH240H4BS Y	20 ton	208/230v-3ph	260 Dual	---	12.0	13.2	5 Std	3		Y		56x93x134	2325	L1559	\$	- ---
LGH240H4MM Y	20 ton	208/230v-3ph	360 Dual	---	12.0	14.5	7.5 Std	7	Y	Y		56x93x134	2325	L1340	\$	- ---
LGH240H4BH Y	20 ton	208/230v-3ph	480 Dual	---	12.0	13.2	5 Std	3				56x93x134	2325	L1560	\$	- ---
LGH240H4BH Y	20 ton	208/230v-3ph	480 Dual	---	12.0	13.2	7.5 Std	6		Y		56x93x134	2325	L1561	\$	- ---
LGH240H4MH Y	20 ton	208/230v-3ph	480 Dual	---	12.0	13.2	7.5 Std	7	Y	Y		56x93x134	2325	M4932	\$	- ---
LGH240H4BH J	20 ton	575v-3ph	480 Dual	---	12.0	13.2	7.5 Std	7		Y		56x93x134	2325	L1565	\$	- ---
LGH240H4MH J	20 ton	575v-3ph	480 Dual	---	12.0	13.2	7.5 Std	7	Y	Y		56x93x134	2325	M4929	\$	- ---



FACTORY CONFIGURATION

Model No.	Cooling	FACTORY CONFIGURATION										Dimensions H x W x L (in.)	Wt. (Net Base)	Order No.	Price	Stock
		Voltage /phase	Heat	SEER	EER	IEER	Blower Motor hp	Blower Type or Drive #	MSAV®	Econ. /Single Enth. /Baro. Relief	Humiditrol®					

PACKAGED GAS - 13 - 20 TON - HIGH EFFICIENCY COOLING - R-410A

FIN/TUBE COIL

LGH180H4ML Y	15 ton	208/230v-3ph	169 Single	---	12.0	13.7	3 Std	1	Y			56x93x134	2220	N9886	\$	-	---
LGH180H4BS Y	15 ton	208/230v-3ph	260 Dual	---	12.0	13.5	3 Std	2		Y		56x93x134	2220	L0363	\$	-	---
LGH180H4BS Y	15 ton	208/230v-3ph	260 Dual	---	12.0	13.5	5 Std	3				56x93x134	2220	L0302	\$	-	---
LGH180H4BH Y	15 ton	208/230v-3ph	480 Dual	---	12.0	13.5	3 Std	2		Y		56x93x134	2220	L0300	\$	-	---
LGH210H4BS Y	17.5 ton	208/230v-3ph	260 Dual	---	12.0	13.0	3 Std	2		Y		56x93x134	2330	L0310	\$	-	---
LGH240H4BM Y	20 ton	208/230v-3ph	260 Dual	---	12.0	14.5	5 Std	3	Y			56x93x134	2430	N9887	\$	-	---
LGH240H4BS Y	20 ton	208/230v-3ph	260 Dual	---	12.0	13.2	7.5 Std	7			Y	56x93x134	2430	L0316	\$	-	---
LGH240H4BH Y	20 ton	208/230v-3ph	480 Dual	---	12.0	13.2	7.5 Std	6		Y		56x93x134	2430	L0318	\$	-	---
LGH240H4BH J	20 ton	575v-3ph	480 Dual	---	12.0	13.2	7.5 Std	7		Y		56x93x134	2430	L0571	\$	-	---



FACTORY CONFIGURATION

Model No.	Cooling	Voltage /phase	Heat	SEER	EER	IEER	Blower Motor hp	Blower Type or Drive #	MSAV®	Econ. /Single Enth. /Baro. Relief	Humiditrol®	Dimensions H x W x L (in.)	Wt. (Net Base)	Order No.	Price	Stock
-----------	---------	----------------	------	------	-----	------	-----------------	------------------------	-------	-----------------------------------	-------------	----------------------------	----------------	-----------	-------	-------

PACKAGED GAS - 25 TON - STANDARD EFFICIENCY COOLING - R-410A

ENVIRON™ COIL SYSTEM

LGH300S4BH Y	25 ton	208/230v-3ph	480 Dual	---	10.5	10.9	5 Std	3				56x93x134	2430	Z0381	\$	- ---
LGH300S4BH Y	25 ton	208/230v-3ph	480 Dual	---	10.5	10.9	7.5 Std	6		Y		56x93x134	2430	Z0382	\$	- ---
LGH300S4BH J	25 ton	575v-3ph	480 Dual	---	10.5	10.9	10 Std	10		Y		56x93x134	2430	Z0385	\$	- ---

FIN/TUBE COIL

LGH300S4BH Y	25 ton	208/230v-3ph	480 Dual	---	10.5	10.9	5 Std	3				56x93x134	2495	L0159	\$	- ---
LGH300S4BH J	25 ton	575v-3ph	480 Dual	---	10.5	10.9	10 Std	10		Y		56x93x134	2495	L0327	\$	- ---

PACKAGED ELECTRIC/ELECTRIC - 13 - 25 TON - HIGH EFFICIENCY COOLING - R-410A

ENVIRON™ COIL SYSTEM

LCH180H4BN Y	15 ton	208/230v-3ph	Opt. Elec. Heat	---	12.0	13.5	3 Std	2				56x93x134	1965	L1544	\$	- ---
--------------	--------	--------------	-----------------	-----	------	------	-------	---	--	--	--	-----------	------	--------------	----	-------

FIN/TUBE COIL

PACKAGED ELECTRIC/ELECTRIC - 25 TON - STANDARD EFFICIENCY COOLING - R-410A

ENVIRON™ COIL SYSTEM

FIN/TUBE COIL

**ENERGENCE® - 13 - 25 TON OPTIONS (Factory Installed)****CONTACT YOUR LENNOX SALES REPRESENTATIVE FOR ORDERING INFORMATION****COOLING SYSTEM**

- Condensate Drain Trap - PVC or Copper
- Conventional Fin/Tube Coil
- Corrosion Protection - Condenser and Evaporator Coils
- Service Valves (not for Environ or Humiditrol equipped units)

HEATING SYSTEM - GAS HEAT

- Bottom Gas Piping
- Gas Heat Input - 169K, 260K, 360K, 480K
- Low Temperature Vestibule Heater
- Stainless Steel Heat Exchanger

HEATING SYSTEM - ELECTRIC HEAT

- Electric Heat - 15 - 90 kW

BLOWER

- Blower Motors - 2 hp, 3 hp, 5 hp, 7.5 hp, 10 hp
- Drive Kits
- MSAV® (Multi-Stage Air Volume) Supply Air Blower Option

CABINET

- Corrosion Protection (indoor coil / outdoor coil)

CONTROLS

- Blower Proving Switch
- Dirty Filter Switch
- Fresh Air Tempering
- IMC BACnet® Module
- BACnet® Module
- LonTalk® Module
- Novar® 2051
- Novar® LSM
- Smoke Detector - Supply or Return / Supply and Return

ELECTRICAL

- Disconnect
- GFI Service Outlets - Field or Unit Powered
- HACR Circuit Breakers
- Phase Monitor
- Voltage

ECONOMIZER

- Economizer (Standard or High Performance)
 - Differential Enthalpy Control
 - Sensible Control
 - Single Enthalpy
 - Global Control
- Barometric Relief Dampers (downflow)

OUTDOOR AIR

- Outdoor Air Dampers - Manual or Motorized

POWER EXHAUST

- Standard Static Power Exhaust Fans

HUMIDITROL® CONDENSER REHEAT OPTION

- Humiditrol

INDOOR AIR QUALITY

- Healthy Climate® High Efficiency Air Filters - MERV 8 or MERV 13
- Healthy Climate® UVC Germicidal Lamps



PACKAGED ROOFTOP UNITS

ENERGENCE® 13 - 25 TON

ENERGENCE® - 13 - 25 TON ACCESSORIES (Field Installed)

Description	Order No.	Price
ROOF CURBS - DOWNFLOW		
HYBRID ROOF CURBS		
8 in. height	C1CURB70C-1	11F58 \$ -
14 in. height	C1CURB71C-1	11F59 \$ -
18 in. height	C1CURB72C-1	11F60 \$ -
24 in. height	C1CURB73C-1	11F61 \$ -
ADJUSTABLE PITCH CURB		
14 in. height	L1CURB55C	43W26 \$ -
ROOF CURBS - HORIZONTAL (REQUIRES HORIZONTAL RETURN AIR PANEL KIT)		
STANDARD		
26 in. height - slab applications	[156 thru 240] LARMFH18/24-26	97J33 \$ -
37 in. height - rooftop applications	[156 thru 240] LARMFH18/24-37	38K53 \$ -
30 in. height - slab applications	[300] LARMFH30/36-30	33K79 \$ -
41 in. height - rooftop applications	[300] LARMFH30/36-41	38K54 \$ -
INSULATION KIT FOR STANDARD HORIZONTAL CURBS		
for LARMFH18/24-26	[156 thru 240] C1INSU11C-1-	73K32 \$ -
for LARMFH18/24-37	[156 thru 240] C1INSU13C-1-	73K34 \$ -
for LARMFH30/36-30	[300] C1INSU12C-1-	73K33 \$ -
for LARMFH30/36-41	[300] C1INSU14C-1-	73K35 \$ -
HORIZONTAL RETURN AIR PANEL KIT		
Required for Horizontal Applications with Roof Curb	C1HRAP10C-1-	87M00 \$ -



PACKAGED ROOFTOP UNITS

ENERGENCE® 13 - 25 TON

ENERGENCE® - 13 - 25 TON ACCESSORIES (Field Installed)

Description	Order No.	Price
ECONOMIZER		
STANDARD ECONOMIZER (NOT FOR TITLE 24)		
With Outdoor Air Hood		
Standard Economizer - Downflow or Horizontal	E1ECON15C-1	54W75 \$ -
HIGH PERFORMANCE ECONOMIZER (APPROVED FOR CALIFORNIA TITLE 24 BUILDING STANDARDS)		
With Outdoor Air Hood		
High Performance Economizer - Downflow or Horizontal	E1ECON17C-1	10U60 \$ -
BAROMETRIC RELIEF DAMPERS		
Downflow Barometric Relief Dampers with Exhaust Hood	C1DAMP50C	54W78 \$ -
Horizontal Barometric Relief Dampers with Exhaust Hood	LAGEDH18/24	16K99 \$ -
ECONOMIZER CONTROLS (NOT FOR TITLE 24)		
Differential Enthalpy	Order 2 - C1SNSR64FF1	53W64 \$ -
Single Enthalpy	C1SNSR64FF1	53W64 \$ -
POWER EXHAUST - STANDARD STATIC		
	208/230V - C1PWRE11C-1Y	75W90 \$ -
	575V - C1PWRE11C-1J	75W92 \$ -
OUTDOOR AIR DAMPERS		
Motorized Dampers with Outdoor Air Hood	E1DAMP20C-1	54W74 \$ -
Manual Dampers With Outdoor Air Hood	C1DAMP10C-1	54W76 \$ -
CABINET ACCESSORIES		
Coil Guards	Conventional Fin/Tube Condenser Coil - [156] C1GARD20C11	54W79 \$ -
	Conventional Fin/Tube Condenser Coil - [180 thru 300] C1GARD20C31	54W80 \$ -
	Environ™ Coil System -[180 and 240] E1GARD21C11	93W17 \$ -
Hail Guards	Conventional Fin/Tube Condenser Coil - [156] C1GARD10C11	54W83 \$ -
	Conventional Fin/Tube Condenser Coil - [180 thru 300] C1GARD10C31	54W84 \$ -
	Environ™ Coil System -[180 and 300] E1GARD11C11	93W16 \$ -
CEILING DIFFUSERS		
Step-Down - Order one	[156 thru 180] RTD11-185	29G06 \$ -
	[210 thru 300] RTD11-275-R	29G07 \$ -
	[156 thru 180] RTD11-150/180S (Canada only)	13K63 \$ -
	[210 thru 300] RTD11-275S (Canada only)	13K64 \$ -
Flush - Order one	[156 thru 180] FD11-185	29G10 \$ -
	[210 thru 300] FD11-275-R	29G11 \$ -
	[156 thru 180] FD11-150/180S (Canada only)	13K58 \$ -
	[210 thru 300] FD11-275S (Canada only)	13K59 \$ -
Transitions (Supply and Return) - Order one	[156 thru 180] LASRT18	19K01 \$ -
	[210 thru 300] LASRT21/24	19K02 \$ -
	[156 thru 180] LASRT18S (Canada only)	33K48 \$ -
	[210 thru 300] LASRT21/24S (Canada only)	33K49 \$ -



PACKAGED ROOFTOP UNITS

ENERGENCE® 13 - 25 TON

ENERGENCE® - 13 - 25 TON ACCESSORIES (Field Installed)

Description		Order No.	Price
CONTROLS			
Blower Proving Switch	C1SNSR35FF1	53W65	\$ -
Prodigy® Control System - BACnet® Module	C0CTRL60AE1L	59W51	\$ -
Prodigy® Control System - LonTalk® Module	C0CTRL65FF1	54W27	\$ -
Novar® 2051	E0CTRL30C1	64W74	\$ -
Dirty Filter Switch	E1SNSR55C-1	53W68	\$ -
Fresh Air Tempering	C1SNSR75AD1	58W63	\$ -
HUMIDITROL® CONDENSER REHEAT OPTION			
Humidity Sensor Kit, Remote mounted (required)	COSNSR31AE-1	17M50	\$ -
SMOKE DETECTORS			
Supply or Return (Power board and one sensor)	C1SNSR44C-1	83W40	\$ -
Supply <u>and</u> Return (Power board and two sensors)	C1SNSR43C-1	83W41	\$ -
L CONNECTION® NETWORK - See Controls Tab Section			
THERMOSTATS - See Controls Tab Section			
COOLING ACCESSORIES			
Condensate Drain Trap	PVC - C1TRAP20AD2	76W26	\$ -
	Copper - C1TRAP10AD2	76W27	\$ -
Drain Pan Overflow Switch	E1SNSR71AD1	68W88	\$ -
GAS HEAT (LGH MODELS)			
Bottom Gas Piping Kit	C1GPKT01C-1	85M31	\$ -
Combustion Air Intake Extensions (order two)	LTACA1K10/15	89L97	\$ -
Low Temperature Vestibule Heater	208/230V-3ph - C1LTVH10C-1Y	58W28	\$ -
	575V - C1LTVH10C-1J	58W30	\$ -
LPG/Propane Conversion Kits (Order 2 kits)	[Standard heat] LTALPGK-130	72M94	\$ -
	[Medium heat] LTALPGK-180	72M95	\$ -
	[High heat] LTALPGK-240	72M96	\$ -
Vertical Vent Extension Kit (Order two kits)	C1EXTN20FF1	42W16	\$ -
ELECTRICAL			
Disconnect Switch	[LGH] 80 amp - E1DISC080C-1	54W88	\$ -
	[LGH] 150 amp - E1DISC150C-1	54W89	\$ -
	[LCH] 80 amp - C1DISC080C-1	54W85	\$ -
	[LCH] 150 amp - C1DISC150C-1	54W86	\$ -
	[LCH] 250 amp - C1DISC250C-1	54W87	\$ -
GFI Service Outlets	15 amp non-powered, field-wired (208/230V, 460V, 575V) LTAGFIK10/15	74M70	\$ -
	20 amp non-powered, field-wired (575V only) C1GFIC120FF1	67E01	\$ -
Weatherproof Cover for GFI	C1GFIC199FF1	10C89	\$ -



PACKAGED ROOFTOP UNITS

ENERGENCE® 13 - 25 TON

ENERGENCE® - 13 - 25 TON ACCESSORIES (Field Installed)

Description	Order No.	Price
ELECTRIC HEAT (LCH MODELS)		
15 kW	208/240V-3ph - C1EH0150C-1Y	53W84 \$ -
	575V-3ph - C1EH0150C-1J	53W87 \$ -
30 kW	[156] 208/240V-3ph - C1EH0300C11Y	53W88 \$ -
	[156] 575V-3ph - C1EH0300C11J	53W91 \$ -
	[180 thru 300] 208/240V-3ph - C1EH0300C21Y	53W92 \$ -
	[180 thru 300] 575V-3ph - C1EH0300C21J	53W95 \$ -
45 kW	[156] 208/240V-3ph - C1EH0450C11Y	53W96 \$ -
	[156] 575V-3ph - C1EH0450C11J	53W99 \$ -
	[180 thru 300] 208/240V-3ph - C1EH0450C21Y	54W00 \$ -
	[180 thru 300] 575V-3ph - C1EH0450C21J	54W03 \$ -
60 kW	[156] 208/240V-3ph - C1EH0600C11Y	54W04 \$ -
	[156] 575V-3ph - C1EH0600C11J	54W07 \$ -
	[180 thru 300] 208/240V-3ph - C1EH0600C21Y	54W08 \$ -
	[180 thru 300] 575V-3ph - C1EH0600C21J	54W11 \$ -
90 kW	[210 thru 300] 208/240V-3ph - C1EH0900C-1Y	54W12 \$ -
	[210 thru 300] 575V-3ph - C1EH0900C-1J	54W15 \$ -



PACKAGED ROOFTOP UNITS

ENERGENCE® 13 - 25 TON

ENERGENCE® - 13 - 25 TON ACCESSORIES (Field Installed)

Description	Order No.	Price
INDOOR AIR QUALITY		
AIR FILTERS		
Healthy Climate® High Efficiency Air Filters	MERV 8 - C1FLTR15C-1-	54W67 \$ -
24 x 24 x 2 (Order 6 per unit)	MERV 13 - C1FLTR40C-1-	52W40 \$ -
Replacement Media Filter With Metal Mesh Frame (includes non-pleated filter media)	C1FLTR30C-1-	44N61 \$ -
CO2 SENSORS		
Sensor - Wall-mount, off-white plastic cover, LCD display	C0SNSR50AE1L	77N39 \$ -
Sensor - Wall-mount, off-white plastic cover, no display	C0SNSR52AE1L	87N53 \$ -
Sensor - Black plastic case with LCD display, rated for plenum mounting	C0SNSR51AE1L	87N52 \$ -
Sensor - Wall-mount, black plastic case, no display, rated for plenum mounting	C0MISC19AE1	87N54 \$ -
CO2 Sensor Duct Mounting Kit - for downflow applications	C0MISC19AE1-	85L43 \$ -
Aspiration Box - for duct mounting non-plenum rated CO2 sensors (87N53 or 77N39)	C0MISC16AE1-	90N43 \$ -
UVC GERMICIDAL LAMPS		
* Healthy Climate® UVC Light Kit (110/230v-1ph)	C1UVCL10C-1	54W65 \$ -

* Lamps operate on 110-230V single-phase power supply. Step-down transformer must be field supplied for field installation in 460V and 575V rooftop units (transformer is furnished for factory installed light kits). Alternately, a separate 110V power supply may be used to directly power the UVC ballast(s).



PACKAGED ROOFTOP UNITS

ENERGENCE® 25 - 30 TON



FACTORY CONFIGURATION

Model No.	Cooling	Voltage /phase	Heat	SEER	EER	IEER	Blower Motor hp	Blower Type or Drive #	Econ. /Single Enth. /Baro. Relief	Humiditrol®	Dimensions H x W x L (in.)	Wt. (Net Base)	Order No.	Price	Stock
-----------	---------	----------------	------	------	-----	------	-----------------	------------------------	-----------------------------------	-------------	----------------------------	----------------	-----------	-------	-------

PACKAGED GAS - 25 - 30 TON - HIGH EFFICIENCY COOLING - R-410A

ENVIRON™ COIL SYSTEM

PACKAGED ELECTRIC/ELECTRIC - 25 - 30 TON - HIGH EFFICIENCY COOLING - R-410A

ENVIRON™ COIL SYSTEM

LCH300H4BN Y	25 ton	208/230v-3ph	Opt. Elec. Heat	---	11.8	12.5	7.5 Std	3			65x90x145	2997	L1374	\$	-	---
--------------	--------	--------------	-----------------	-----	------	------	---------	---	--	--	-----------	------	--------------	----	---	-----

**ENERGENCE® - 25 - 30 TON OPTIONS (Factory Installed)****CONTACT YOUR LENNOX SALES REPRESENTATIVE FOR ORDERING INFORMATION****COOLING SYSTEM**

Condensate Drain Trap - PVC or Copper

Conventional Fin/Tube Coil

Corrosion Protection - Condenser and Evaporator Coils

Drain Pan Overflow Switch

HEATING SYSTEM - GAS HEAT

Gas Heat Input - 260K, 360K, 480K

Low Temperature Vestibule Heater

Stainless Steel Heat Exchanger

HEATING SYSTEM - ELECTRIC HEAT

Electric Heat - 15 - 90 kW

BLOWER

Blower Motors - 5 hp, 7.5 hp, 10 hp

Drive Kits

CABINET

Corrosion Protection (indoor coil / outdoor coil)

CONTROLS

Blower Proving Switch

Dirty Filter Switch

Fresh Air Tempering

IMC BACnet® Module

BACnet® Module

LonTalk® Module

Novar® 2051

Novar® LSM

Smoke Detector - Supply or Return / Supply and Return

ELECTRICAL

Disconnect

GFI Service Outlets - Field or Unit Powered

HACR Circuit Breakers

Phase/Voltage Detection

Voltage

ECONOMIZER

Economizer (Standard or High Performance)

Differential Enthalpy Control

Differential Sensible Control

Sensible Control

Single Enthalpy

Global Control

Barometric Relief Dampers (downflow or horizontal)

OUTDOOR AIR

Outdoor Air Dampers - Manual or Motorized

POWER EXHAUST

Power Exhaust Fans

Standard Static, High Static - 50%, High Static - 100%, 100% with VFD, 100% with VFD and Bypass

INDOOR AIR QUALITY

Healthy Climate® High Efficiency Air Filters - MERV 8 or MERV 13

Healthy Climate® UVC Germicidal Lamps



PACKAGED ROOFTOP UNITS

ENERGENCE® 25 - 30 TON

ENERGENCE® - 25 - 30 TON ACCESSORIES (Field Installed)

Description	Order No.	Price
ROOF CURBS - DOWNFLOW		
HYBRID ROOF CURB		
14 in. height	C1CURB71D-1	11F62 \$ -
18 in. height	C1CURB72D-1	11F63 \$ -
24 in. height	C1CURB73D-1	11F64 \$ -
ROOF CURBS - HORIZONTAL (REQUIRES HORIZONTAL RETURN AIR PANEL KIT)		
STANDARD		
30 in. height - slab applications	LARMFH30/36-30	33K79 \$ -
41 in. height - rooftop applications	LARMFH30/36-41	38K54 \$ -
CLIP CURBS		
30 in. height - slab applications	LARMFH30/36S-30 (Canada Only)	45K71 \$ -
41 in. height - rooftop applications	LARMFH30/36S-41 (Canada Only)	45K72 \$ -
INSULATION KIT FOR STANDARD HORIZONTAL CURBS		
for LARMFH30/36-30	[300] C1INSU12C-1-	73K33 \$ -
for LARMFH30/36-41	[300] C1INSU14C-1-	73K35 \$ -
HORIZONTAL RETURN AIR PANEL KIT		
Required for Horizontal Applications with Roof Curb	38K48	\$ -



PACKAGED ROOFTOP UNITS

ENERGENCE® 25 - 30 TON

ENERGENCE® - 25 - 30 TON ACCESSORIES (Field Installed)

Description	Order No.	Price
ECONOMIZER		
STANDARD ECONOMIZER (NOT FOR TITLE 24)		
With Outdoor Air Hood		
Standard Economizer - Downflow or Horizontal	E1ECON15D-1	74W43 \$ -
HIGH PERFORMANCE ECONOMIZER (APPROVED FOR CALIFORNIA TITLE 24 BUILDING STANDARDS)		
With Outdoor Air Hood		
High Performance Economizer - Downflow or Horizontal	E1ECON17D-1	10U62 \$ -
BAROMETRIC RELIEF DAMPERS		
Downflow Barometric Relief Dampers with Exhaust Hood	E1DAMP60D-1	76W17 \$ -
Horizontal Barometric Relief Dampers with Exhaust Hood	LAGEDH30/36	33K78 \$ -
ECONOMIZER CONTROLS (NOT FOR TITLE 24)		
Differential Enthalpy	Order 2 - C1SNSR64FF1	53W64 \$ -
Single Enthalpy	C1SNSR64FF1	53W64 \$ -
POWER EXHAUST		
Standard Static	208/230V - E1PWRE40D-1Y	74W21 \$ -
	575V - E1PWRE40D-1J	74W23 \$ -
High Static - 50%	208/230V - Drive Kit #1 (405-533 rpm) - LAPEB30/36AY	83M83 \$ -
	208/230V - Drive Kit #2 (531-731 rpm) - LAPEB30/36BY	84M34 \$ -
	208/230V - Drive Kit #3 (731-932 rpm) - LAPEB30/36CY	84M35 \$ -
	575V - Drive Kit #1 (405-533 rpm) - LAPEB30/36AJ	83M85 \$ -
	575V - Drive Kit #2 (531-731 rpm) - LAPEB30/36BJ	84M38 \$ -
	575V - Drive Kit #3 (731-932 rpm) - LAPEB30/36CJ	84M39 \$ -
High Static - 100%	208/230V - Drive Kit #1 (406-533 rpm) - LAPEB30/36DY	83M86 \$ -
	208/230V - Drive Kit #2 (531-731 rpm) - LAPEB30/36EY	84M40 \$ -
	208/230V - Drive Kit #3 (731-932 rpm) - LAPEB30/36FY	84M41 \$ -
	575V - Drive Kit #1 (406-533 rpm) - LAPEB30/36DJ	83M88 \$ -
	575V - Drive Kit #2 (531-731 rpm) - LAPEB30/36EJ	84M44 \$ -
	575V - Drive Kit #3 (731-932 rpm) - LAPEB30/36FJ	84M45 \$ -
100% with VFD	208/230V - LAPEV30/36GY	83M89 \$ -
	575V - LAPEV30/36GJ	83M91 \$ -
100% with VFD and Bypass	208/230V - LAPEV30/36HY	83M92 \$ -
	575V - LAPEV30/36HJ	83M94 \$ -



PACKAGED ROOFTOP UNITS

ENERGENCE® 25 - 30 TON

ENERGENCE® - 25 - 30 TON ACCESSORIES (Field Installed)

Description		Order No.	Price
OUTDOOR AIR DAMPERS			
Motorized Dampers with Outdoor Air Hood	E1DAMP25D-1-	74W44	\$ -
Manual Dampers With Outdoor Air Hood	E1DAMO15D-1-	74W45	\$ -
CABINET ACCESSORIES			
Coil Guards	C1GARD29D-1	84W63	\$ -
Grille Guards	C1GARD39D-1-	86K30	\$ -
Hail Guards	C1GARD19D-1	84W62	\$ -
Horizontal Return Air Panel Kit		38K48	\$ -
CEILING DIFFUSERS			
Step-Down - Order one	LARTD30/36	35K25	\$ -
	LARTD30/36S (Canada Only)	45K74	\$ -
Flush - Order one	LAFD30/36	35K24	\$ -
	LAFD30/36S (Canada Only)	45K75	\$ -
Transitions (Supply and Return) - Order one	LASRT30/36	33K80	\$ -



PACKAGED ROOFTOP UNITS

ENERGENCE® 25 - 30 TON

ENERGENCE® - 25 - 30 TON ACCESSORIES (Field Installed)

Description		Order No.	Price
CONTROLS			
Blower Proving Switch	C1SNSR35FF1	53W65	\$ -
Prodigy® Control System - BACnet® Module	C0CTRL60AE1L	59W51	\$ -
Prodigy® Control System - LonTalk® Module	C0CTRL65FF1	54W27	\$ -
Novar® 2051	E0CTRL30C1	64W74	\$ -
Dirty Filter Switch	E1SNSR55C-1	53W68	\$ -
Fresh Air Tempering	C1SNSR75AD1	58W63	\$ -
SMOKE DETECTORS			
Supply or Return (Power board and one sensor)	C1SNSR44C-1	83W40	\$ -
Supply and Return (Power board and two sensors)	C1SNSR43C-1	83W41	\$ -
Supply Static Limit Switch	C0SNSR11AE1	79M80	\$ -
Supply Static Limit Switch - Mounting Kit	C0SNSR12AE1	79M81	\$ -
Supply Static Transducer	C0SNSR20AE1	78M19	\$ -
L CONNECTION® NETWORK - See Controls Tab Section			
THERMOSTATS - See Controls Tab Section			
COOLING ACCESSORIES			
Condensate Drain Trap	PVC - C1TRAP20AD2	76W26	\$ -
	Copper - C1TRAP10AD2	76W27	\$ -
Drain Pan Overflow Switch	E1SNSR71AD1	68W88	\$ -
Stainless Steel Condensate Drain Pan	C1DPAN10D-1-	83W42	\$ -
GAS HEAT (LGH MODELS)			
Combustion Air Intake Extensions (order two)	LTACAIK10/15	89L97	\$ -
LPG/Propane Conversion Kits (Order 2 kits)	Standard Heat - LTALPGK-130	72M94	\$ -
	Medium Heat - LTALPGK-180	72M95	\$ -
	High Heat - LTALPGK-240	72M96	\$ -
Low Temperature Vestibule Heater	208/230V-3ph - C1LTVH10C-1Y	58W28	\$ -
	575V - C1LTVH10C-1J	58W30	\$ -
Vertical Vent Extension Kit (Order two kits)	C1EXTN20FF1	42W16	\$ -
ELECTRICAL			
Disconnect Switch	[LGH] 80 amp - E1DISC080C-1	54W88	\$ -
	[LGH] 150 amp - E1DISC150C-1	54W89	\$ -
	[LCH] 80 amp - C1DISC080C-1	54W85	\$ -
	[LCH] 150 amp - C1DISC150C-1	54W86	\$ -
	[LCH] 250 amp - C1DISC250C-1	54W87	\$ -
GFI Service Outlets	15 amp non-powered, field-wired (208/230V, 460V, 575V) LTAGFIK10/15	74M70	\$ -
	20 amp non-powered, field-wired (575V only) C1GFIC120FF1	67E01	\$ -
Weatherproof Cover for GFI	C1GFIC199FF1	10C89	\$ -



PACKAGED ROOFTOP UNITS

ENERGENCE® 25 - 30 TON

ENERGENCE® - 25 - 30 TON ACCESSORIES (Field Installed)

Description		Order No.	Price
ELECTRIC HEAT (LCH MODELS)			
30 kW	208/230V-3ph - C1EH0300C21Y	53W92	\$ -
	575V-3ph - C1EH0300C21J	53W95	\$ -
45 kW	208/230V-3ph - C1EH0450C21Y	54W00	\$ -
	575V-3ph - C1EH0450C21J	54W03	\$ -
60 kW	208/230V-3ph - C1EH0600C21Y	54W08	\$ -
	575V-3ph - C1EH0600C21J	54W11	\$ -
90 kW	208/230V-3ph - C1EH0900C21Y	54W12	\$ -
	575V-3ph - C1EH0900C21J	54W15	\$ -
120 kW	208/230V-3ph - E1EH1200D-1Y	73W98	\$ -
	575V-3ph - E1EH1200D-1J	74W00	\$ -
INDOOR AIR QUALITY			
AIR FILTERS			
Healthy Climate® High Efficiency Air Filters	MERV 8 - C1FLTR15D-1-	54W21	\$ -
20 x 20 x 2 (Order 12 per unit)	MERV 13 - C1FLTR40D-1-	52W39	\$ -
Replacement Media Filter With Metal Mesh Frame (includes non-pleated filter media)	C1FLTR30D-1-	44N60	\$ -
CO2 SENSORS			
Sensor - Wall-mount, off-white plastic cover, LCD display	C0SNSR50AE1L	77N39	\$ -
Sensor - Wall-mount, off-white plastic cover, no display	C0SNSR52AE1L	87N53	\$ -
Sensor - Black plastic case with LCD display, rated for plenum mounting	C0SNSR51AE1L	87N52	\$ -
Sensor - Wall-mount, black plastic case, no display, rated for plenum mounting	C0MISC19AE1	87N54	\$ -
CO2 Sensor Duct Mounting Kit - for downflow applications	C0MISC19AE1-	85L43	\$ -
Aspiration Box - for duct mounting non-plenum rated CO2 sensors (87N53 or 77N39)	C0MISC16AE1-	90N43	\$ -



T-CLASS™ SEPARATED COMBUSTION UNIT HEATERS

With Aluminized Steel Heat Exchanger



Model No.	Input Btuh	Order No.	Price	Stock
TUA045SNAF	45K	82M00	\$ -	---
TUA100SNAF	100K	82M03	\$ -	---
TUA125SNAF	125K	82M04	\$ -	---
TUA150SNAF	150K	82M05	\$ -	---
TUA250SNAF	240K	82M07	\$ -	---
TUA300SNAF	300K	82M08	\$ -	Y

With Stainless Steel Heat Exchanger

TUA100SNSF	100K	82M42	\$ -	---
TUA125SNSF	125K	82M43	\$ -	---
TUA150SNSF	150K	82M44	\$ -	---
TUA250SNSF	240K	82M46	\$ -	---
TUA300SNSF	300K	82M47	\$ -	---

T-CLASS™ ACCESSORIES (Field Installed)

LPG CONVERSION KITS

For 045 models	82M93	\$ -	---
For 100, 125, 150, and 250 models	82M94	\$ -	---
For 300 models	82M95	\$ -	---

VERTICAL VENTING / AIR INLET TERMINATION CAP

3 inch	82M90	\$ -	---
4 inch	82M91	\$ -	---
5 inch	82M92	\$ -	---
6 inch	82M96	\$ -	---

NOTE - Also see Horizontal Venting Components at end of this section.



LF24 SERIES HORIZONTAL UNIT HEATERS

Low Profile



Model No.	Input Btuh	Order No.	Price	Stock
LF24-30A Low Profile	30K	40K86	\$ -	Y
LF24-45A Low Profile	45K	40K87	\$ -	Y
LF24-60A Low Profile	60K	11L41	\$ -	Y
LF24-75A Low Profile	75K	11L42	\$ -	Y

LF24 MODELS

With Aluminized Steel Heat Exchanger



Model No.	Input Btuh	Order No.	Price	Stock
LF24-100A	100K	16J70	\$ -	Y
LF24-115A	115K	23W52	\$ -	Y
LF24-145A	145K	23W54	\$ -	Y
LF24-175A	175K	23W56	\$ -	Y
LF24-200A	195K	89K88	\$ -	Y
LF24-230A	230K	23W58	\$ -	Y
LF24-250A	250K	26J78	\$ -	Y
LF24-300A	300K	26J80	\$ -	Y
LF24-345A	345K	65K97	\$ -	Y
LF24-400A	390K	86K41	\$ -	Y

With Stainless Steel Heat Exchanger

LF24-100S	100K	16J71	\$ -	Y
LF24-115S	115K	23W53	\$ -	---
LF24-145S	145K	23W55	\$ -	---
LF24-175S	175K	23W57	\$ -	---
LF24-200S	195K	89K89	\$ -	Y
LF24-230S	230K	23W59	\$ -	---
LF24-250S	250K	26J79	\$ -	---
LF24-300S	300K	26J81	\$ -	---
LF24-345S	345K	65K98	\$ -	---
LF24-400S	390K	86K42	\$ -	---

NOTE - Also see Horizontal Venting Components at end of this section.



LF24 ACCESSORIES (Field Installed)


Description	Order No.	Price	Stock
HANGING BRACKET KIT			
All models	87277	\$ -	Y
HIGH ALTITUDE PRESSURE SWITCH KIT			
LF24-175 - Required for proper operation at altitudes over 2500 ft. above sea level.	36W49	\$ -	---
LF24-100 through 145 models - Required for proper operation at altitudes over 5500 ft. above sea level.			
LPG CONVERSION KITS			
For -30, -45, -60 & -75 models	20L05	\$ -	Y
For -100 models	45L85	\$ -	Y
For -115 thru -175 models	63J56	\$ -	Y
For -200 models	20L07	\$ -	Y
For -230 and-345 models	63J57	\$ -	Y
For -250 thru -300 models	45L88	\$ -	Y
For -400 models	20L06	\$ -	---
LF24 DISCHARGE NOZZLES (Field Installed)			
30° discharge for LF24-100/115/145	94K94	\$ -	---
30° discharge for LF24-175/200	94K95	\$ -	---
30° discharge for LF24-230/250/300/345/400	94K96	\$ -	---
45° discharge for LF24-100/115/145	94K98	\$ -	---
45° discharge for LF24-175/200	94K99	\$ -	---
45° discharge for LF24-230/250/300/345/400	95K00	\$ -	---
60° discharge for LF24-100/115/145	16L28	\$ -	Y
60° discharge for LF24-175/200	16L29	\$ -	Y
60° discharge for LF24-230/250/300/345/400	16L30	\$ -	Y
90° discharge for LF24-100/115/145	15L96	\$ -	---
90° discharge for LF24-175/200	15L97	\$ -	---
90° discharge for LF24-230/250/300/345/400	15L98	\$ -	---

NOTE - Also see Horizontal Venting Components at end of this section.



LD24 SERIES DUCT FURNACES

LD24 MODELS - With Aluminized Steel Heat Exchanger



Model No.	Input Btuh	Order No.	Price	Stock
LD24-75A	75K	32K54	\$ -	---
LD24-100A	100K	32K55	\$ -	---
LD24-125A	125K	32K56	\$ -	---
LD24-150A	150K	32K57	\$ -	---
LD24-200A	200K	32K58	\$ -	---
LD24-250A	250K	32K59	\$ -	---
LD24-300A	300K	32K60	\$ -	---

LD24 MODELS - With Stainless Steel Heat Exchanger

LD24-100S	100K	32K62	\$ -	---
LD24-125S	125K	32K63	\$ -	---
LD24-150S	150K	32K64	\$ -	Y
LD24-200S	200K	32K65	\$ -	---
LD24-250S	250K	32K66	\$ -	---
LD24-300S	300K	32K67	\$ -	---

NOTE - Also see Horizontal Venting Components at end of this section.



HORIZONTAL VENTING

HORIZONTAL VENT KITS - UPSLOPE

Description		Order No.	Price	Stock
3 in. - LF24-30-45, TUA045	C5VENT3KU	75W62	\$ -	Y
4 in. - LD24-75-100-125-150, LF24-60-75-100-115-145	C5VENT4KU	75W63	\$ -	Y
5 in. - LD24-200-250-300, LF24-175-200-230-250-300, TUA100-125-150-250	C5VENT5KU	75W64	\$ -	Y
6 in. - LF24-345-400, TUA300	C5VENT6KU	75W65	\$ -	Y

HORIZONTAL VENT KITS - DOWNSLOPE

3 in. - LF24-30-45, TUA045	C5VENT3KD	75W66	\$ -	Y
4 in. - LD24-75-100-125-150, LF24-60-75-100-115-145	C5VENT4KD	75W67	\$ -	Y
5 in. - LD24-200-250-300, LF24-175-200-230-250-300 TUA100-125-150-250	C5VENT5KD	75W68	\$ -	Y
6 in. - LF24-345-400, TUA300	C5VENT6KD	75W69	\$ -	---

45° ELBOW

3 in. - LF24-30-45, TUA045 (optional)	C5VENT3E45	87W79	\$ -	Y
4 in. - LD24-75-100-125-150, LF24-60-75-100-115-145 (optional)	C5VENT4E45	87W80	\$ -	Y
5 in. - LD24-200-250-300, LF24-375-200-230-250-300 (required) TUA100-125-150-250 (optional)	C5VENT5E45	87W81	\$ -	Y
6 in. - LF24-345-400 (required) TUA300 (optional)	C5VENT6E45	87W82	\$ -	Y

90° ELBOW

3 in. - LF24-30-45, TUA045 (optional)	C5VENT3E	75W70	\$ -	Y
4 in. - LD24-75-100-125-150, LF24-60-75-100-115-145 (optional)	C5VENT4E	75W71	\$ -	Y
5 in. - LD24-200-250-300, LF24-375-200-230-250-300 (required) TUA100-125-150-250 (optional)	C5VENT5E	75W72	\$ -	Y
6 in. - LF24-345-400 (required) TUA300 (optional)	C5VENT6E	75W73	\$ -	Y

STRAIGHT VENT PIPE FOR HORIZONTAL VENTING

3 x 6 in. - LF24-30-45, TUA045	C5VENT3P6	75W74	\$ -	Y
3 x 12 in. - LF24-30-45, TUA045	C5VENT3P12	75W75	\$ -	Y
3 x 36 in. - LF24-30-45, TUA045	C5VENT3P36	75W76	\$ -	Y
4 x 6 in. - LD24-75-100-125-150, LF24-60-75-100-115-145	C5VENT4P6	75W77	\$ -	Y
4 x 12 in. - LD24-75-100-125-150, LF24-60-75-100-115-145	C5VENT4P12	75W78	\$ -	Y
4 x 36 in. - LD24-75-100-125-150, LF24-60-75-100-115-145	C5VENT4P36	75W79	\$ -	Y
5 x 6 in. - LD24-200-250-300, LF24-175-200-230-250-300 TUA100-125-150-250	C5VENT5P6	75W80	\$ -	Y
5 x 12 in. - LD24-200-250-300, LF24-175-200-230-250-300 TUA100-125-150-250	C5VENT5P12	75W81	\$ -	Y
5 x 36 in. - LD24-200-250-300, LF24-175-200-230-250-300 TUA100-125-150-250	C5VENT5P36	75W82	\$ -	Y
6 x 12 in. - LF24-345-400, TUA300	C5VENT6P12	75W83	\$ -	Y
6 x 36 in. - LF24-345-400, TUA300	C5VENT6P36	75W84	\$ -	Y



ENERGY RECOVERY SYSTEMS

Designed for applications requiring outdoor air to be utilized in a HVAC system.

300 to 6200 CFM - Constant Volume - For Use With Lennox Packaged Rooftop Units (Except 35-50 ton) - Fixed or Pivoting Dessicant Wheel - Metal-Mesh, Mist-Eliminator Type Filters Furnished - Heavy-Duty Intake and Exhaust Blowers




NOTE – Contact your local Lennox Commercial Sales Representative for ordering information.



T-CLASS™ - 3 - 5 TON - STANDARD EFFICIENCY - 3 PHASE - R-410A

Model No.	Voltage	Tons	SEER	Order No.	Price		Stock	
	TSA036S4	208/230v-3ph	3	13.00	40W79	\$	-	Y
	TSA036S4	575v-3ph	3	13.00	44W44	\$	-	---
	TSA042S4	208/230v-3ph	3.5	13.00	41W75	\$	-	Y
	TSA048S4	208/230v-3ph	4	13.00	41W78	\$	-	Y
	TSA048S4	575v-3ph	4	13.00	41W77	\$	-	---
	TSA060S4	208/230v-3ph	5	13.00	41W81	\$	-	Y
	TSA060S4	575v-3ph	5	13.00	41W80	\$	-	---

T-CLASS™ - 3 - 5 TON - HIGH EFFICIENCY - 3 PHASE - R-410A

	TSA036H4	208/230v-3ph	3	14.00	33W66	\$	-	Y
	TSA042H4	208/230v-3ph	3.5	14.00	33W68	\$	-	---
	TSA048H4	208/230v-3ph	4	14.00	33W70	\$	-	Y
	TSA060H4	208/230v-3ph	5	14.00	33W72	\$	-	Y


T-CLASS™ - 3 - 5 TON ACCESSORIES (Field Installed)

CABINET ACCESSORIES								
Hail Guards	24 x 24 x 28 in. - For TSA036S4		92M88	\$	-	---		
	28 x 28 x 28 x in. - For TSA042H4, TSA042S4		92M93	\$	-	---		
	28 x 28 x 36 x in. - For TSA036H4, TSA048H4, TSA048S4		92M90	\$	-	---		
	28 x 28 x 32 in. - For TSA060S4		12W21	\$	-	---		
	32 x 32 x 32 in. - For TSA060H4		27W35	\$	-	---		
Plastic Mounting Base	TSA036S4		69J06	\$	-	---		
	For TSA036H4, TSA042H4, TSA048H4, TSA060H4, TSA042S4, TSA048S4, TSA060S4		69J07	\$	-	---		
Unit Stand-Off Kit	4 mounting feet - adds 2 inches to height		94J45	\$	-	---		
CONTROLS								
L CONNECTION® NETWORK - See Controls Tab Section								



T-CLASS™ 6 - 20 TON - STANDARD EFFICIENCY - 3 PHASE - R-410A

Note - Also See Next Page for Units With Factory Corrosion Protection

	Model No.	Voltage	Tons	EER	Order No.	Price	Stock
	TSA072S4S	208/230/3	6 (single)	11.2	45W00	\$ -	Y
	TSA072S4S	575/3	6 (single)	11.2	45W03	\$ -	---
	TSA090S4S	208/230/3	7.5 (single)	11.3	45W04	\$ -	Y
	TSA090S4S	575/3	7.5 (single)	11.3	45W07	\$ -	---
	TSA120S4S	208/230/3	10 (single)	11.2	45W08	\$ -	Y
	TSA120S4S	575/3	10 (single)	11.2	45W11	\$ -	---
	TSA120S4D	208/230/3	10 (dual)	11.2	45W12	\$ -	Y
	TSA120S4D	575/3	10 (dual)	11.2	45W15	\$ -	---
	TSA150S4D	208/230/3	12.5 (dual)	11.2	45W16	\$ -	Y
	TSA150S4D	575/3	12.5 (dual)	11.2	45W19	\$ -	---
	TSA180S4D	208/230/3	15 (dual)	11.4	45W20	\$ -	Y
	TSA180S4D	575/3	15 (dual)	11.4	45W23	\$ -	---
	TSA240S4D	208/230/3	20 (dual)	11.3	45W24	\$ -	Y
	TSA240S4D	575/3	20 (dual)	11.3	45W27	\$ -	---

T-CLASS™ - 6 - 20 TON ACCESSORIES (Field Installed)

CABINET ACCESSORIES

Coil Guards	[072S4S, 090S4S] T2GARD20L-1	47W12	\$ -	---
	[120S4S, 120S4D] T2GARDD20M-1	47W13	\$ -	---
	[150S4D] T2GARDD21M-1	47W14	\$ -	---
	180S4D, 240S4D] T2GARD20N-1	47W15	\$ -	---
Hail Guards	[072S4S, 090S4S] T2GARDD10L-1	47W16	\$ -	Y
	[120S4S, 120S4D] T2GARDD10M-1	47W17	\$ -	Y
	[150S4D] T2GARDD11M-1	47W18	\$ -	Y
	180S4D, 240S4D] T2GARD10N-1	47W19	\$ -	Y

CONTROLS

L CONNECTION® NETWORK - See Controls Tab Section

THERMOSTATS - See Controls Tab Section

COOLING ACCESSORIES



Low Ambient Control (0°F)	[072S4S, 090S4S, 120S4S] T2CWKT01LM1-	44W17	\$ -	Y
	[120S4D, 150S4D] T2CWKT02LM1-	44W18	\$ -	---
	[180S4D, 240S4D] T2CWKT02LM1-	44W19	\$ -	---



T-CLASS™ 6 - 20 TON - STANDARD EFFICIENCY - 3 PHASE - R-410A

WITH FACTORY CORROSION PROTECTION

8-10 week lead times - Includes painted unit base with E-coat coils


	Model No.	Voltage	Tons	EER	Order No.	Price	Stock
	TSA072S4SN	208/230/3	6 (single)	11.2	63W64	\$ -	---
	TSA072S4SN	575/3	6 (single)	11.2	63W66	\$ -	---
	TSA090S4SN	208/230/3	7.5 (single)	11.3	63W67	\$ -	---
	TSA090S4SN	575/3	7.5 (single)	11.3	63W69	\$ -	---
	TSA120S4SN	208/230/3	10 (single)	11.2	63W70	\$ -	---
	TSA120S4SN	575/3	10 (single)	11.2	63W72	\$ -	---
	TSA120S4DN	208/230/3	10 (dual)	11.2	63W73	\$ -	---
	TSA120S4DN	575/3	10 (dual)	11.2	63W75	\$ -	---
	TSA150S4DN	208/230/3	12.5 (dual)	11.2	63W76	\$ -	---
	TSA150S4DN	575/3	12.5 (dual)	11.2	63W78	\$ -	---
	TSA180S4DN	208/230/3	15 (dual)	11.4	63W79	\$ -	---
	TSA180S4DN	575/3	15 (dual)	11.4	63W81	\$ -	---
	TSA240S4DN	208/230/3	20 (dual)	11.3	63W82	\$ -	---
	TSA240S4DN	575/3	20 (dual)	11.3	63W84	\$ -	---



COMMERCIAL SPLIT SYSTEMS

AIR CONDITIONERS

S-CLASS™ - 3 - 5 TON - TWO-STAGE COOLING - 3 PHASE - R-410A

	Model No.	Voltage	Tons	SEER	Order No.	Price	Stock
	SSB036H4	208/230/3	3	16	10P66	\$ -	Y
	SSB048H4	208/230/3	4	16	15W60	\$ -	Y
	SSB060H4	208/230/3	5	16	10P70	\$ -	Y

COOLING ACCESSORIES

Low Ambient Control (30°F)	34M72	\$ -	---
----------------------------	-------	------	-----

CONTROLS

THERMOSTATS - See Controls Tab Section

2SCU13 - DRY CHARGE - 3 - 5 TON - 3 PHASE

	Model No.	Voltage	Tons	SEER	Order No.	Price	Stock
	2SCU13LC136T	208/230/3	3	13	92W09	\$ -	Y
	2SCU13LC148T	208/230/3	4	13	92W10	\$ -	Y
	2SCU13LC160T	208/230/3	5	13	92W11	\$ -	Y

COOLING ACCESSORIES

Low Ambient Control (30°F)	24H77	\$ -	---
----------------------------	-------	------	-----

CONTROLS

THERMOSTATS - See Controls Tab Section



COMMERCIAL SPLIT SYSTEMS

HEAT PUMP OUTDOOR UNITS

T-CLASS™ - 3 - 5 TON - STANDARD EFFICIENCY - 3 PHASE - R-410A

Model No.	Voltage	Tons	SEER	Order No.	Price	Stock
TPA036S4	208/230v-3ph	3	13.00	99M25	\$ -	Y
TPA042S4	208/230v-3ph	3.5	13.00	99M28	\$ -	---
TPA048S4	208/230v-3ph	4	13.00	99M31	\$ -	Y
TPA060S4	208/230v-3ph	5	13.00	99M35	\$ -	Y

T-CLASS™ - 3 - 5 TON - HIGH EFFICIENCY - 3 PHASE - R-410A

TPA036H4	208/230v-3ph	3	15.00	33W74	\$ -	Y
TPA042H4	208/230v-3ph	3.5	15.00	33W76	\$ -	---
TPA048H4	208/230v-3ph	4	15.00	33W78	\$ -	---
TPA060H4	208/230v-3ph	5	15.00	33W80	\$ -	Y

T-CLASS™ - 3 - 5 TON ACCESSORIES (Field Installed)

CABINET ACCESSORIES

Hail Guards	For TPA036H4	27W34	\$ -	---
	For TPA036S4	92M89	\$ -	---
	For TPA048S4	92M90	\$ -	---
	For TPA042H4, TPA048H4	27W36	\$ -	---
	For TPA042S4	12W21	\$ -	---
	For TPA060H4	94M94	\$ -	---
	For TPA060S4	92M94	\$ -	---
Plastic Mounting Base	TPA036S4	69J06	\$ -	---
	For TPA036H4, TPA042H4, TPA048H4, TPA060H4, TPA042S4, TPA048S4, TPA060S4	69J07	\$ -	---
Unit Stand-Off Kit	4 mounting feet - adds 2 inches to height	94J45	\$ -	---

CONTROLS

L CONNECTION® NETWORK - See Controls Tab Section



COMMERCIAL SPLIT SYSTEMS

HEAT PUMP OUTDOOR UNITS


T-CLASS™ 7.5 - 10 TON - STANDARD EFFICIENCY - 3 PHASE - R-410A

Note - Also See Below for Units With Factory Corrosion Protection

	Model No.	Voltage	Tons	EER	Order No.	Price	Stock
	TPA090S4	208/230/3	7.5 (single)	11.3	45W28	\$ -	Y
	TPA090S4	575/3	7.5 (single)	11.3	45W31	\$ -	---
	TPA120S4	208/230/3	10 (single)	11	45W32	\$ -	Y
	TPA120S4	575/3	10 (single)	11	45W35	\$ -	---

WITH FACTORY CORROSION PROTECTION

8-10 week lead times - Includes painted unit base with E-coat coils

	Model No.	Voltage	Tons	EER	Order No.	Price	Stock
	TPA090S4	208/230/3	7.5 (single)	11.3	63W85	\$ -	---
	TPA090S4	575/3	7.5 (single)	11.3	63W87	\$ -	---
	TPA120S4	208/230/3	10 (single)	11	63W88	\$ -	---
	TPA120S4	575/3	10 (single)	11	63W90	\$ -	---

T-CLASS™ - 7.5 - 10 TON ACCESSORIES (Field Installed)

CABINET ACCESSORIES

Coil Guards	[090S4S] T2GARDD20M-1	47W13	\$ -	---
	[120S4S] T2GARDD21M-1	47W14	\$ -	---
Hail Guards	[090S4S] T2GARDD10M-1	47W17	\$ -	Y
	[120S4S] T2GARDD11M-1	47W18	\$ -	Y

CONTROLS

L CONNECTION® NETWORK - See Controls Tab Section

THERMOSTATS - See Controls Tab Section

COOLING ACCESSORIES


Low Ambient Control (0°F)	T2CWKT04M-1-	60W35	\$ -	Y
---------------------------	--------------	--------------	------	---



COMMERCIAL SPLIT SYSTEMS

HEAT PUMP OUTDOOR UNITS

S-CLASS™ - 3 - 5 TON - TWO-STAGE COOLING - 3 PHASE - R-410A

	Model No.	Voltage	Tons	SEER	Order No.	Price	Stock
	SPB036H4 - 3 Ton	208/230/3	3	16	10T38	\$ -	---
	SPB048H4 - 4 Ton	208/230/3	4	16	10T43	\$ -	---
	SPB060H4 - 5 Ton	208/230/3	5	16	10T44	\$ -	Y


COOLING ACCESSORIES

Low Ambient Control (30°F)	54M89	\$ -	---
----------------------------	--------------	------	-----

CONTROLS

THERMOSTATS - See Controls Tab Section

2SHP13 - DRY CHARGE - 3 - 5 TON - 3 PHASE

	Model No.	Voltage	Tons	SEER	Order No.	Price	Stock
	2SHP13LC136T	208/230/3	3	13	92W12	\$ -	Y
	2SHP13LC148T	208/230/3	4	13	92W13	\$ -	Y
	2SHP13LC160T	208/230/3	5	13	92W14	\$ -	Y

COOLING ACCESSORIES

Low Ambient Control (30°F)	27J00	\$ -	Y
----------------------------	--------------	------	---



CONTROLS

THERMOSTATS - See Controls Tab Section



T-CLASS™ - 6 - 20 TON - STANDARD EFFICIENCY - 3 PHASE - R-410A

Note - Also See Page 71 for Units With Factory Corrosion Protection

	Model No.	Tons	Static Range	Voltage	HP	RPM Range	Order No.	Price	Stock
	TAA072S4S	6 (single)	Low	208/230/3	1.5	552-780	45W36	\$ -	---
	TAA072S4S	6 (single)	Low	575/3	1.5	552-780	45W39	\$ -	---
	TAA090S4D	7.5 (dual)	Low	208/230/3	2	644-874	45W40	\$ -	---
	TAA090S4D	7.5 (dual)	Low	575/3	2	644-874	45W43	\$ -	---
	TAA120S4D	10 (dual)	Low	208/230/3	2	690-893	45W44	\$ -	---
	TAA120S4D	10 (dual)	Low	575/3	2	690-893	45W47	\$ -	---
	TAA150S4D	12.5 (dual)	Low	208/230/3	3	782-1012	45W48	\$ -	---
	TAA150S4D	12.5 (dual)	Low	575/3	3	782-1012	45W51	\$ -	---
	TAA180S4D	15 (dual)	Low	208/230/3	3	591-838	45W52	\$ -	---
	TAA180S4D	15 (dual)	Low	575/3	3	591-838	45W55	\$ -	---
	TAA240S4D	20 (dual)	Low	208/230/3	5	679-863	45W56	\$ -	---
	TAA240S4D	20 (dual)	Low	575/3	5	679-863	45W59	\$ -	---
	TAA072S4S	6 (single)	Standard	208/230/3	1.5	690-936	45W60	\$ -	Y
	TAA072S4S	6 (single)	Standard	575/3	1.5	690-936	45W63	\$ -	---
	TAA090S4D	7.5 (dual)	Standard	208/230/3	2	782-1012	45W64	\$ -	Y
	TAA090S4D	7.5 (dual)	Standard	575/3	2	782-1012	45W67	\$ -	---
	TAA120S4D	10 (dual)	Standard	208/230/3	2	852-1055	45W68	\$ -	Y
	TAA120S4D	10 (dual)	Standard	575/3	2	852-1055	45W71	\$ -	---
TAA150S4D	12.5 (dual)	Standard	208/230/3	3	920-1150	45W72	\$ -	Y	
TAA150S4D	12.5 (dual)	Standard	575/3	3	920-1150	45W75	\$ -	---	



T-CLASS™ - 6 - 20 TON - STANDARD EFFICIENCY - 3 PHASE - R-410A

Note - Also See Page 71 for Units With Factory Corrosion Protection

	Model No.	Tons	Static Range	Voltage	HP	RPM Range	Order No.	Price	Stock
	TAA180S4D	15 (dual)	Standard	208/230/3	5	782-1012	45W76	\$ -	Y
	TAA180S4D	15 (dual)	Standard	575/3	5	782-1012	45W79	\$ -	---
	TAA240S4D	20 (dual)	Standard	208/230/3	7.5	808-1026	45W80	\$ -	Y
	TAA240S4D	20 (dual)	Standard	575/3	7.5	808-1026	45W83	\$ -	---
	TAA072S4S	6 (single)	High	208/230/3	2	906-1121	45W84	\$ -	---
	TAA072S4S	6 (single)	High	575/3	2	906-1121	45W87	\$ -	---
	TAA090S4D	7.5 (dual)	High	208/230/3	3	966-1196	45W88	\$ -	---
	TAA090S4D	7.5 (dual)	High	575/3	3	966-1196	45W91	\$ -	---
	TAA120S4D	10 (dual)	High	208/230/3	3	986-1232	45W92	\$ -	---
	TAA120S4D	10 (dual)	High	575/3	3	986-1232	45W95	\$ -	---
	TAA150S4D	12.5 (dual)	High	208/230/3	5	1134-1380	45W96	\$ -	---
	TAA150S4D	12.5 (dual)	High	575/3	5	1134-1380	45W99	\$ -	---
	TAA180S4D	15 (dual)	High	208/230/3	5	920-1150	46W00	\$ -	---
	TAA180S4D	15 (dual)	High	575/3	5	920-1150	46W03	\$ -	---
	TAA240S4D	20 (dual)	High	208/230/3	7.5	1002-1282	46W04	\$ -	---
	TAA240S4D	20 (dual)	High	575/3	7.5	1002-1282	46W07	\$ -	---



T-CLASS™ - 6 - 20 TON - STANDARD EFFICIENCY - 3 PHASE - R-410A

WITH FACTORY CORROSION PROTECTION

Includes painted blower housing(s) with E-coat coils



Model No.	Tons	Static Range	Voltage	HP	RPM Range	Order No.	Price	Stock
TAA072S4S	6 (single)	Standard	208/230/3	1.5	690-936	63W91	\$ -	---
TAA072S4S	6 (single)	Standard	575/3	1.5	690-936	63W93	\$ -	---
TAA090S4D	7.5 (dual)	Standard	208/230/3	2	782-1012	63W94	\$ -	---
TAA090S4D	7.5 (dual)	Standard	575/3	2	782-1012	63W96	\$ -	---
TAA120S4D	10 (dual)	Standard	208/230/3	2	852-1055	63W97	\$ -	---
TAA120S4D	10 (dual)	Standard	575/3	2	852-1055	63W99	\$ -	---
TAA150S4D	12.5 (dual)	Standard	208/230/3	3	920-1150	64W00	\$ -	---
TAA150S4D	12.5 (dual)	Standard	575/3	3	920-1150	64W02	\$ -	---
TAA180S4D	15 (dual)	Standard	208/230/3	5	782-1012	64W03	\$ -	---
TAA180S4D	15 (dual)	Standard	575/3	5	782-1012	64W05	\$ -	---
TAA240S4D	20 (dual)	Standard	208/230/3	7.5	808-1026	64W06	\$ -	---
TAA240S4D	20 (dual)	Standard	575/3	7.5	808-1026	64W08	\$ -	---



T-CLASS™ - 6 TO 20 TON ACCESSORIES (Field Installed)

Description		Order No.	Price	Stock
ELECTRIC HEAT SECTIONS				
072 - 150 Models				
10 kW	208/240-3ph - T3H0010LM1Y	46W50	\$ -	---
	575V-3ph - T3H0010LM1J	46W60	\$ -	---
15 kW	208/240-3ph - T3H0015LM1Y	46W51	\$ -	Y
	575V-3ph - T3H0015LM1J	46W61	\$ -	---
25 kW	208/240-3ph - T3H0025LM1Y	46W52	\$ -	Y
	575V-3phT3H0025LM1J	46W62	\$ -	---
35 kW	[090 thru 150] 208/240/3 - T3H0035LM1Y	46W53	\$ -	Y
	[090 thru 150] 575V-3ph - T3H0035LM1J	46W63	\$ -	---
180 - 240 Models				
20 kW	208/240-3ph - T3EH0020N-1Y	46W65	\$ -	---
	575V-3ph - T3EH0020N-1J	46W73	\$ -	---
30 kW	208/240-3ph - T3EH0030N-1Y	46W66	\$ -	---
	575V-3ph - T3EH0030N-1J	46W74	\$ -	---
40 kW	208/240-3ph - T3EH0040N-1Y	49W39	\$ -	---
	575V-3ph - T3EH0040N-1J	49W41	\$ -	---
50 kW	208/240-3ph - T3EH0050N-1Y	46W67	\$ -	---
	575V-3ph - T3EH0050N-1J	46W75	\$ -	---




T-CLASS™ - 6 TO 20 TON ACCESSORIES (Field Installed)				
Description		Order No.	Price	Stock
MSAV® (MULTI-STAGE AIR VOLUME) SUPPLY AIR BLOWER VFD KIT				
090 Models				
2 HP	208/240V-3ph - T2MSAV20LM1Y	92W63	\$ -	---
	575V-3ph - T2MSAV20LM1J	92W65	\$ -	---
090 - 180 Models				
3 HP	208/240V-3ph - T2MSAV20LN1Y	92W66	\$ -	---
	575V-3ph - T2MSAV20LN1J	92W68	\$ -	---
150 - 240 Models				
5 HP	208/240V-3ph - T2MSAV20MN1Y	92W69	\$ -	---
	575V-3ph - T2MSAV20MN1J	92W71	\$ -	---
240 Models				
7.5 HP	208/240V-3ph - T2MSAV20N-1Y	92W72	\$ -	---
	575V-3ph - T2MSAV20N-1J	92W74	\$ -	---
HOT WATER COIL				
	(072 thru 150) T2HWCL10LM1-	44W20	\$ -	---
	[180 thru 240] T2HWCL10N-1-	44W21	\$ -	---
CABINET				
Float Switch	T2SNSR71LN1-	91W69	\$ -	---
ECONOMIZER DAMPERS (Upflow and Horizontal)				
Standard Economizer (Not for Title 24)	[072 thru 090] T2ECON31L-1-	44W94	\$ -	Y
	[120 thru 150] T2ECON31M-1-	44W95	\$ -	Y
	[180 thru 240] T2ECON31N-1-	44W96	\$ -	Y
High Performance Economizer (Approved for California Title 24 Building Standards)	[072 thru 090] T2ECON34L-1	10U48	\$ -	---
	[120 thru 150] T2ECON34M-1	10U49	\$ -	---
	[180 thru 240] T2ECON34N-1	10U50	\$ -	---
Differential Enthalpy Control (Not for Title 24)	T1SNSR60AN1	17W71	\$ -	---
INDOOR AIR QUALITY				
HEALTHY CLIMATE® HIGH EFFICIENCY AIR FILTERS - Requires 5 In. Filter Mounting Kit Below				
Order 3 for 072-090. order 4 for 120-150 and order 6 for 180-240 (16 x 25 x 5)	MERV 10 - HCF16-10	X6670	\$ -	---
	MERV 16 - HCF16-16	X6672	\$ -	---
5 IN. FILTER MOUNTING KITS				
	[072 thru 090] T2FLTR70L-1-	47W71	\$ -	---
	[120 thru 150] T2FLTR70M-1-	47W72	\$ -	---
	[180 thru 240] T2FLTR70N-1-	47W73	\$ -	---
HEALTHY CLIMATE® UVC LIGHT KIT				
	[072 thru 150] 208/230V-1ph - T2UVCL10LM1	46W43	\$ -	---
	[180 thru 240] 208/230V-1ph - T2UVCL10N-1	46W44	\$ -	---
	Step-Down Transformer - 575/230V (for 575V air handlers)	96M08	\$ -	---
COOLING SYSTEM				
Freezestat	T2SNSR70LN1	91W70	\$ -	---
Heat Pump Check Valve Kit	[180] T2CVLV10N-1-	47W48	\$ -	---
	[240] T2CVLV11N-1-	50W73	\$ -	---
RETURN AIR GRILLE				
	[072 thru 090] T2GARD30L-1	47W49	\$ -	---
	[120 thru 150] T2GARD30M-1	47W50	\$ -	---
	[180 thru 240] T2GARD30N-1	47W51	\$ -	---



CBX32M - MULTI-POSITION


R-410A

	Model No.	Tons	Voltage	Order No.	Price	Stock
	CBX32M-036	3	*460V-1ph	34M16	\$ -	Y
	CBX32M-048	4	*460V-1ph	34M17	\$ -	Y
	CBX32M-060	5	*460V-1ph	34M18	\$ -	Y

*Blower motor is 460V – 1 phase. Optional electric heat is 460V or 575V – 3 phase

CBX27UH - UPFLOW/HORIZONTAL

R-410A

	Model No.	Tons	Voltage	Order No.	Price	Stock
	CBX27UH-030	3	208/230V-1ph	53W03	\$ -	Y
	CBX27UH-036	3	*460V-1ph	53W03	\$ -	Y
	CBX27UH-048	4	*460V-1ph	53W04	\$ -	Y
	CBX27UH-060	5	*460V-1ph	53W05	\$ -	Y

*Blower motor is 460V – 1 phase. Optional electric heat is 460V or 575V – 3 phase

ELECTRIC HEAT

CBX27UH AND CBX32M

Model No.		Order No.	Price	Stock
20 kW	[048 thru 060] Terminal Block - 575V-3ph - ECB29-20	28K51	\$ -	---
25 kW	[048 thru 060] Terminal Block - 575V-3ph - ECB29-25	28K52	\$ -	---

NOTE - 575V models shipped with 575V to 460V step-down transformer for use with 460V air handlers



AIR HANDLER ACCESSORIES

Description and Usage	Order No.	Price	Stock
CABINET			
Circuit Breaker Cover Kit			
All models	93M85	\$ -	---
DOWNFLOW COMBUSTIBLE FLOORING BASE			
All CBX27UH models	44K15	\$ -	---
DOWNFLOW CONVERSION KIT			
All CBX27UH models	83M57	\$ -	---
FILTERS			
Filter Base (filter not furnished)			
3 in. base height for 1 or 2 in. filters - 16 x 20 CBX32M-036	32X54	\$ -	---
3 in. base height for 1 or 2 in. filters - 20 x 20 CBX27UH-018-024-030-036-042	32X55	\$ -	---
3 in. base height for 1 or 2 in. filters - 25 x 20 CBX27UH, CBX32M-048-060	32X57	\$ -	---
6 in. base height for 1, 2 or 4 in. filters - 20 x 20 CBX27UH, CBX32M-036	62N01	\$ -	---
6 in. base height for 1, 2 or 4 in. filters - 25 x 20 CBX27UH, CBX32M-048-060	32X58	\$ -	---



PROGRAMMABLE DIGITAL THERMOSTATS

LENNOX COMMERCIAL TOUCHSCREEN THERMOSTAT - 7 Day Programmable



Universal - Can be used with Conventional Heat/Cool Systems (2H/2C) or Heat Pump Systems (3H/2C)
Automatic or Manual Changeover - Economizer Control

Description	Order No.	Price
Thermostat - White	C0STAT02AE1L	14W81 \$ -

OPTIONAL ACCESSORIES

Locking Cover - Clear - C0MISC15AE1-	39P21	\$ -
* Indoor Remote Sensor - White - C0SNZN01AE2-	47W36	\$ -
* Indoor Remote Averaging Sensor - White - C0SNZN73AE2-	47W37	\$ -
Remote Sensor Duct - C0SNDC00AE1-	19L22	\$ -
Outdoor Temperature Sensor - C0SNSR03AE1-	X4148	\$ -

* Remote sensors for C0STAT02AE1L can be applied in the following combinations: (1) C0SNZN01AE1-, (2) C0SNZN73AE1-, (2) C0SNZN01AE1- and (1) C0SNZN73AE1-, (4) C0SNZN01AE1-, (3) C0SNZN01AE1- and (2) C0SNZN73AE1-

TOUCHSCREEN THERMOSTAT - 7 Day Programmable



Universal - Can be used with Conventional Heat/Cool or Heat Pump Systems
Automatic or Manual Changeover - Humidity/Dehumidify Control

Description	Order No.	Price
Thermostat - White	4H/2C - Universal - L7742U	Y2081 \$ -
	Outdoor Sensor	X2658 \$ -

TOUCHSCREEN THERMOSTATS - 7 Day Programmable



Universal - Can be used with Conventional Heat/Cool or Heat Pump Systems
Automatic or Manual Changeover

Description	Order No.	Price
Thermostat - White	1H/1C - Universal - L5711U	X4146 \$ -
	3H/2C - Universal - L5732U	X4147 \$ -

OPTIONAL ACCESSORIES

Outdoor Sensor	X4148	\$ -
----------------	--------------	------

THERMOSTATS - 5-2 Day Programmable



Conventional Heat/Cool and Heat Pump System Models
Manual Changeover

Description	Order No.	Price
Thermostat - White	1H/1C - Gas/Electric - L3511C	51M34 \$ -
	2H/2C - Gas/Electric - L3522C	51M35 \$ -
	3H/2C - Heat Pump or Dual Fuel - L3532H	51M37 \$ -

OPTIONAL ACCESSORIES

	Outdoor Temperature Sensor (HP only)	X2658	\$ -
Wall Plate - White	C0MISC17AE1-	X2659	\$ -



NON-PROGRAMMABLE DIGITAL THERMOSTATS

DIGITAL THERMOSTATS



Conventional Heat/Cool and Heat Pump System Models
Manual Changeover

Description	Order No.	Price
Thermostat - White	1H/1C - Gas/Electric - C0STAT12AE1L	51M32 \$ -
	2H/1C - Heat Pump or Dual Fuel - L3021H	51M33 \$ -

OPTIONAL ACCESSORIES





Outdoor Remote Temperature Sensor	C0SNSR04AE1-	X2658 \$ -
Wall Plate - White	C0MISC17AE1-	X2659 \$ -

L CONNECTION® NETWORK BUILDING AUTOMATION SYSTEM

Communicate with Prodigy™ Control System on Lennox' Premium Rooftop Units, non-Prodigy Control Lennox or aftermarket equipment with optional Network Thermostat Controller, and other building functions with the Building Controller.








NOTE - SEE COMPONENT SELECTION FLOWCHARTS AT THE END OF THIS SECTION

NOTE - FOR MORE DETAILS ON L CONNECTION NETWORK COMPONENTS, PLEASE SEE ENGINEERING HANDBOOK AND SELECTION SOFTWARE BELOW

Description	Order No.	Price
* SOFTWARE		
 Network Control Panel PC Software	C0SOFT11AE1-	96L82 \$ -
Unit Controller PC Software - Free download		
CONTROLLERS		
 Building Controller	C0CTRL80AE1L	17M12 \$ -
Network Control Panel	C0CTRL10AE1L	59L21 \$ -
Network Thermostat Controller	C0CTRL07AE1L	17M10 \$ -
Landmark Wiring Harness For Network Thermostat Controller	COMISC08BC1-	24W68 \$ -
I/O Module Kit	C0CTRL10AE1L	86M39 \$ -
Zone Link - Bus expander for networks greater than 31 devices, each Zone Link adds up to 36 additional devices to a maximum of 93 total HVAC units	C0CTRL11AE1L	11W27 \$ -
COMFORT SENSOR (NON-ZONING)		
Comfort Sensors With Display and Setpoint Adjustment		
 Temperature, Display, Setpoint/Fan Control, After Hours Override	C0SNAJ02AE1L	18W68 \$ -
Temperature, Relative Humidity, Display, Setpoint/Fan Control, After Hours Override	C0SNMT10AE1L	18W66 \$ -
Temperature, CO2, Display, Setpoint/Fan Control, After Hours Override	C0SNMT20AE1L	18W67 \$ -
Temperature, Relative Humidity, CO2, Display, Setpoint/Fan Control, After Hours Override	C0SNMT30AE1L	18W65 \$ -
Comfort Sensors - No Display or Setpoint Adjustment		
Temperature, After Hours Override	C0SNZN09AE1-	18W72 \$ -
Temperature, Relative Humidity, After Hours Override	C0SNMT11AE1-	18W69 \$ -
Temperature, CO2, After Hours Override	C0SNMT21AE1L	18W70 \$ -
Temperature, Relative Humidity, CO2, After Hours Override	C0SNMT31AE1L	18W71 \$ -
ZONING		
COMFORT SENSORS - ZONING		
Comfort Sensors For Zoning - With Display and Setpoint Adjustment		
 Temperature, Display, Setpoint/Fan Control, After Hours Override, Zone Damper, Fan and Heat Control	C0SNCT01AE1L	18W58 \$ -
Temperature, Relative Humidity, Display, Setpoint/Fan Control, After Hours Override, Zone Damper, Fan and Heat Control	C0SNCT10AE1L	18W56 \$ -
Temperature, CO2, Display, Setpoint/Fan Control, After Hours Override, Zone Damper, Fan and Heat Control	C0SNCT20AE1L	18W57 \$ -
Temperature, Relative Humidity, CO2, Display, Setpoint/Fan Control, After Hours Override, Zone Damper, Fan and Heat Control	C0SNCT30AE1L	18W55 \$ -
Comfort Sensors For Zoning - No Display or Setpoint Adjustment		
Temperature, After Hours Override, Zone Damper, Fan and Heat Control	C0SNCT00AE1L	18W59 \$ -
Temperature, Relative Humidity, After Hours Override, Zone Damper, Fan and Heat Control	C0SNCT11AE1L	18W60 \$ -
Temperature, CO2, After Hours Override, Zone Damper, Fan and Heat Control	C0SNCT21AE1L	18W61 \$ -
Temperature, Relative Humidity, CO2, After Hours Override, Zone Damper, Fan and Heat Control	C0SNCT31AE1L	18W62 \$ -

* Computer system requirements: IBM compatible PC with Pentium or higher processor, Microsoft® Windows® 95, 98, Me, 2000, XP, NT®, Vista. (Windows® 95, Windows® 98, Windows® Me, Windows® 2000, Windows® XP, Windows NT® and Windows Vista™ are registered trademarks of Microsoft Corp.), 256 MB RAM (more memory may be required to run additional applications simultaneously), requires at least 20 MB of free hard drive space, VGA or higher resolution monitor (screen resolution must be 800 X 600 or higher and 256 colors), CD-ROM drive, mouse or compatible pointing device, serial COM port, Network Modem or Ethernet Converter Kit for remote connections.

L CONNECTION® NETWORK BUILDING AUTOMATION SYSTEM

Description		Order No.	Price
ZONING (Continued)			
	ZONE LINK		
	Zoning coordinator for one HVAC unit and up to 31 Comfort Sensors - Zoning	C0CTRL11AE1L	11W27 \$ -
ZONING ACCESSORIES			
Supply Static Differential Pressure Sensor			
	Three Operating Ranges, Three Output Options	C0SNSR20AE1	78M19 \$ -
IMC VAV Module			
	For constant volume bypass applications with Prodigy™ Unit Controller	C0CTRL02AE1L	86M71 \$ -
ZoneBus Network Cable			
	ZoneBus Cable - 500 ft. Box (Purple Jacket)	C0MISC05AE1-	23W99 \$ -
	ZoneBus Cable - 1000 ft. Box (Purple Jacket)	C0MISC06AE1-	24W00 \$ -
	ZoneBus Cable - 2500 ft. Roll (Purple Jacket)	C0MISC07AE1-	24W01 \$ -
Remote Discharge Temperature Kit			
	For use with Prodigy™ Unit Controller - Includes 15 ft. of Cable	C0SND03AE1-	45L78 \$ -
Duct Pressure Limit Switch			
	For use with variable frequency drive	C0SNSR11AE1	79M80 \$ -
	Mounting Kit for Duct Pressure Limit Switch - 18 in. vinyl tubing and connectors	C0SNSR12AE1	79M81 \$ -
Duct Temperature Sensor			
	For use with Network Thermostat Controller - 12 in. Probe	C0SND04AE1-	99K64 \$ -
Network Thermostat Controller - Bypass Controller			
	For constant volume bypass applications with the Network Thermostat Controller	C0CTRL70AE1L	11W31 \$ -
Zone and Bypass Dampers			
	Zone and Bypass Dampers	See Damper Pages	
	Damper Actuator	C0MISC21AE1L	12W98 \$ -
SENSORS			
TEMPERATURE			
Outdoor Temperature Sensor			
	For use with Network Thermostat Controller or Building Controller Water-Proof Wiring Junction Box, Vented Aluminum Cover	C0SNSR02AE1-	59M05 \$ -
Remote Discharge Temperature Kit			
	For use with Prodigy™ Unit Controller for fresh air tempering - Includes 15 ft. of Cable	C1SNSR75AD1	58W63 \$ -
Temperature Sensor Probe			
	General Purpose 3 in. Sensor	C0SNSR05AE1-	14K92 \$ -
Zone Sensors			
	Wall-Mount - With Warmer/Cooler Setpoint Adjustment	C0SNAJ01AE1-	56L80 \$ -
	Wall-Mount - No Adjustment	C0SNZN07AE1-	94L60 \$ -
	Wall-Mount - Miniature	C0SNZN08AE1-	94L61 \$ -
	Wall-Mount - Miniature, For use with Building Controller	C0SNZN03AE1-	59M04 \$ -
	Wall-Mount - Averaging Sensor Kit (Two Sensors)	C0SNZN71AE1-	23M20 \$ -
	Wall-Mount - Flush	C0SNZN04AE1-	76M32 \$ -
	Return Air Duct Mount	C0SND02AE1-	56L81 \$ -

L CONNECTION® NETWORK BUILDING AUTOMATION SYSTEM

Description		Order No.	Price	
SENSORS (Continued)				
CARBON DIOXIDE (C02)				
<p>CO₂ Sensor (With Display)</p>	Wall-Mount - Off-White Plastic Cover, No Display	C0SNSR52AE1L	87N53 \$ -	
	Wall-Mount - Off-White Plastic Cover With LCD Display	C0SNSR50AE1L	77N39 \$ -	
	Wall-Mount - Black Plastic Case, No Display, rated for plenum mounting	C0SNSR53AE1L	87N54 \$ -	
	Wall-Mount - Black Plastic Case With LCD Display, rated for plenum mounting	C0SNSR51AE1L	87N52 \$ -	
	Aspiration Box For Duct Mounting Non-Plenum Rated CO ₂ Sensors (87N53 or 77N39)	C0MISC16AE1-	90N43 \$ -	
RELATIVE HUMIDITY (RH)				
<p>Relative Humidity Sensor</p>	Wall-Mount - Off-White Plastic Case	C0SNSR31AE1-	17M50 \$ -	
	Return Air Duct Mount	C0SNSR30AE1-	76M31 \$ -	
OTHER				
Outdoor Air Control Sensor Kit				
	Includes I/O Module	C0SNSR23DE1-	98M61 \$ -	
Building (Return) Static Differential Pressure Sensor				
	For use with Prodigy™ Unit Controller and power exhaust fans, Three Operating Ranges, Three Output Options	C0SNSR21AE1-	78M20 \$ -	
<p>Ambient Light Sensor</p>	Outdoor Air Weather-Head - Used with 78M20 to minimize effects of wind on pressure readings	C0SNSR22AE1-	79M21 \$ -	
	For use with Building Controller	C0SNSR60AE1-	34M67 \$ -	
MISCELLANEOUS				
NETWORK				
<p>Network Modem Kit</p>	Ethernet Converter Kit	C0MISC43AE1L	76M77 \$ -	
	Network Bus to PC Converter	C0MISC47AE1-	96L78 \$ -	
	Network Modem Kit	C0MISC46AE1-	94L62 \$ -	
	Network Repeater	C0CTRL51AE1L	11W30 \$ -	
	Phone Line Auto-Router	C0MISC41AE1-	34M22 \$ -	
<p>SysBus Cable</p>	Surge Protector	C0MISC92AE1-	23W22 \$ -	
	SysBus			
	SysBus Cable - 500 ft. Box (Yellow Jacket)	C0MISC00AE1-	27M19 \$ -	
	SysBus Cable - 1000 ft. Box (Yellow Jacket)	C0MISC04AE1-	94L63 \$ -	
	SysBus Cable - 2500 ft. Roll (Yellow Jacket)	C0MISC01AE1-	68M25 \$ -	
NEMA ENCLOSURES				
<p>NEMA 4 Enclosure</p>	NEMA 1 - Hinged, For Network Thermostat Controller, Building Controller, Zone Link or Network Modem Kit and Auto-Router	C0MISC14AE1-	34M24 \$ -	
	NEMA 1 - Hinged, For Network Control Panel, Network Modem Kit and Ethernet Converter Kit	C0MISC13AE1-	34M23 \$ -	
	NEMA 4 - Hinged, For Network Thermostat Controller, Building Controller or Zone Link	C0MISC10AE1-	17M11 \$ -	
OTHER				
<p>After-Hours Override Button</p>	After-Hours Override Button	C0SWCH20AE1-	56L16 \$ -	
	Blower Airflow Proving Switch Kit	C0SWCH01AE1-	53W65 \$ -	
<p>Plug-In Transformer</p>	Dirty Filter Switch	C0SWCH00AE1-	53W66 \$ -	
	Pressure Switch - For use with Prodigy™ Unit Controller and power exhaust	C0SNSR10AE1	79M79 \$ -	
	Network Control Panel Service Pack	C0SOFT50AE1-	26W28 \$ -	
	Transformer - 120, 208, 240 and 480VAC, 60HZ Primary / 24VAC Secondary, 75VA	C0MISC32AE1-	27W14 \$ -	
	Transformer - 120, 240, 277 and 480VAC, 60HZ Primary / 24VAC Secondary, 100VA	C0MISC33AE1-	27W15 \$ -	
	Transformer - 24V, Plug-in	C0MISC30AE1-	18M13 \$ -	



L CONNECTION® NETWORK BUILDING AUTOMATION SYSTEM

L CONNECTION® NETWORK BUILDING AUTOMATION SYSTEM

ZONE DAMPERS - Round Damper Shells



Diameter (in.)	Length (in.)	Order No.	Price	Diameter (in.)	Length (in.)	Order No.	Price
6	12	21M90	#N/A	11	14	21M95	\$ -
7	13	21M91	#N/A	12	14	21M96	\$ -
8	13	21M92	#N/A	14	17	21M97	\$ -
9	14	21M93	#N/A	16	17	21M98	\$ -
10	14	21M94	#N/A	18	17	34M44	\$ -

ZONE DAMPERS - Rectangular Damper Shells



Width (in.)	Height (in.)	Order No.	Price	Width (in.)	Height (in.)	Order No.	Price
8	10	22M02	#N/A	14	10	22M38	\$ -
8	12	22M03	#N/A	14	14	22M40	\$ -
8	14	22M04	#N/A	14	16	22M41	\$ -
8	16	22M05	#N/A	14	18	22M42	\$ -
8	18	22M06	#N/A	14	20	22M43	\$ -
8	20	22M07	#N/A	14	22	22M44	\$ -
8	22	22M08	#N/A	14	24	22M45	\$ -
8	24	22M09	#N/A	14	26	22M46	\$ -
8	26	22M10	#N/A	14	28	22M47	\$ -
8	28	22M11	#N/A	14	30	22M48	\$ -
8	30	22M12	#N/A	16	8	22M49	\$ -
10	8	22M13	#N/A	16	14	22M52	\$ -
10	10	22M14	#N/A	16	18	22M54	\$ -
10	12	22M15	#N/A	16	22	22M56	\$ -
10	16	22M17	#N/A	16	24	22M57	\$ -
10	18	22M18	#N/A	16	26	22M58	\$ -
10	20	22M19	#N/A	16	28	22M59	\$ -
10	22	22M20	#N/A	16	30	22M60	\$ -
10	24	22M21	#N/A	18	8	22M61	\$ -
10	26	22M22	#N/A	18	10	22M62	\$ -
10	28	22M23	#N/A	18	12	22M63	\$ -
10	30	22M24	#N/A	18	20	22M67	\$ -
12	8	22M25	#N/A	18	22	22M68	\$ -
12	10	22M26	#N/A	18	24	22M69	\$ -
12	12	22M27	#N/A	18	26	22M70	\$ -
12	14	22M28	#N/A	18	28	22M71	\$ -
12	18	22M30	#N/A	18	30	22M72	\$ -
12	20	22M31	#N/A				
12	22	22M32	#N/A				
12	24	22M33	#N/A				
12	26	22M34	#N/A				
12	28	22M35	#N/A				
12	30	22M36	#N/A				



L CONNECTION® NETWORK BUILDING AUTOMATION SYSTEM

L CONNECTION® NETWORK BUILDING AUTOMATION SYSTEM

ZONE DAMPERS - Rectangular Damper Shells



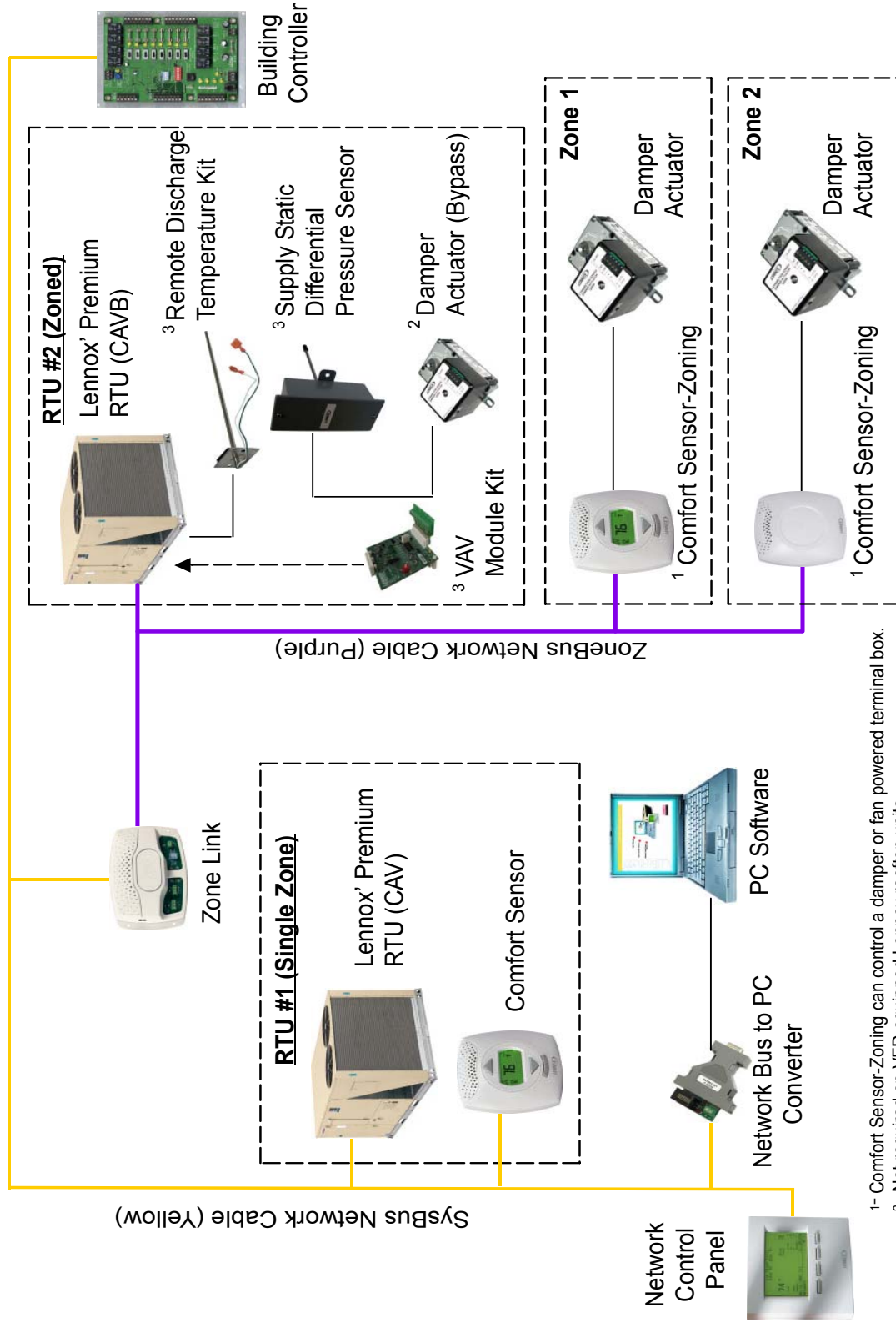
Width (in.)	Height (in.)	Order No.	Price	Width (in.)	Height (in.)	Order No.	Price
20	8	22M73	#N/A	28	8	23M06	\$ -
20	10	22M74	#N/A	28	10	23M07	\$ -
20	12	22M75	#N/A	28	12	23M08	\$ -
20	14	22M76	#N/A	28	14	23M09	\$ -
20	20	22M79	#N/A	28	16	23M10	\$ -
20	24	22M81	#N/A	28	20	23M12	\$ -
20	26	22M82	#N/A	30	8	23M13	\$ -
20	30	22M84	#N/A	30	10	23M14	\$ -
22	8	22M85	#N/A	30	12	23M15	\$ -
22	10	22M86	#N/A	30	14	23M16	\$ -
22	14	22M88	#N/A	30	18	23M18	\$ -
22	16	22M89	#N/A	30	20	23M19	\$ -
24	8	22M92	#N/A	32	8	30M68	\$ -
24	10	22M93	#N/A	32	12	30M86	\$ -
24	12	22M94	#N/A	32	14	30M95	\$ -
24	16	22M96	#N/A	32	16	31M04	\$ -
24	18	22M97	#N/A	32	18	31M13	\$ -
26	8	22M99	#N/A	32	20	31M22	\$ -
26	10	23M00	#N/A	34	12	30M87	\$ -
26	12	23M01	#N/A	36	8	30M70	\$ -
26	14	23M02	#N/A	36	14	30M97	\$ -
26	16	23M03	#N/A	38	10	30M80	\$ -
26	20	23M05	#N/A	38	12	30M89	\$ -
				40	12	30M90	\$ -
				42	8	30M73	\$ -
				48	18	31M21	\$ -

L CONNECTION® NETWORK BUILDING AUTOMATION SYSTEM

SYSTEM COMPONENT SELECTION EXAMPLE – BASIC OVERVIEW

Lennox Rooftop Units With Prodigy® Unit Controller

(NOTE – Prodigy and Network Thermostat Controller controlled units can be combined on the same system)



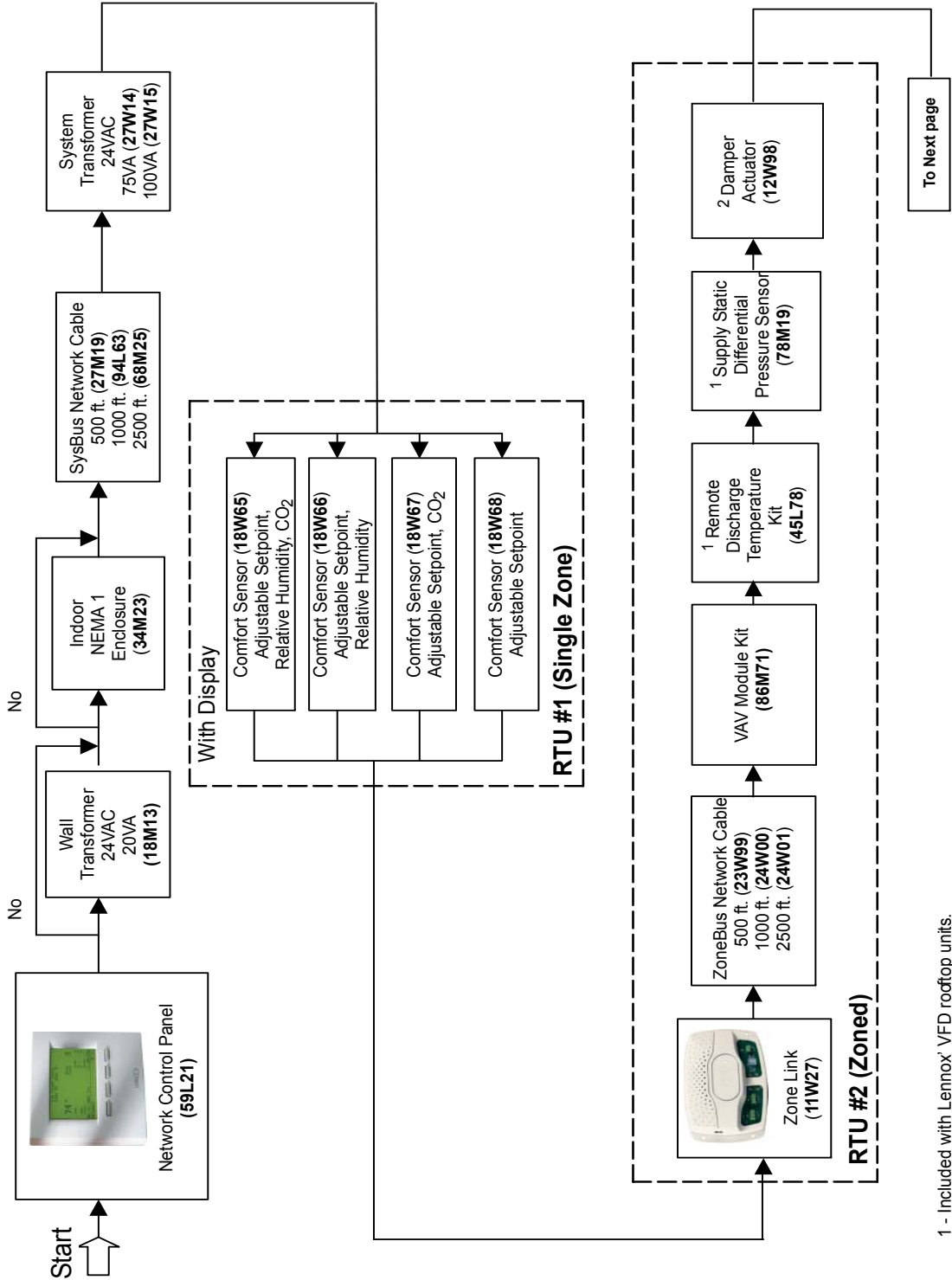
1- Comfort Sensor-Zoning can control a damper or fan powered terminal box.

2- Not required on VFD equipped Lennox rooftop units.

3- Automatically included with VFD equipped Lennox rooftop units.

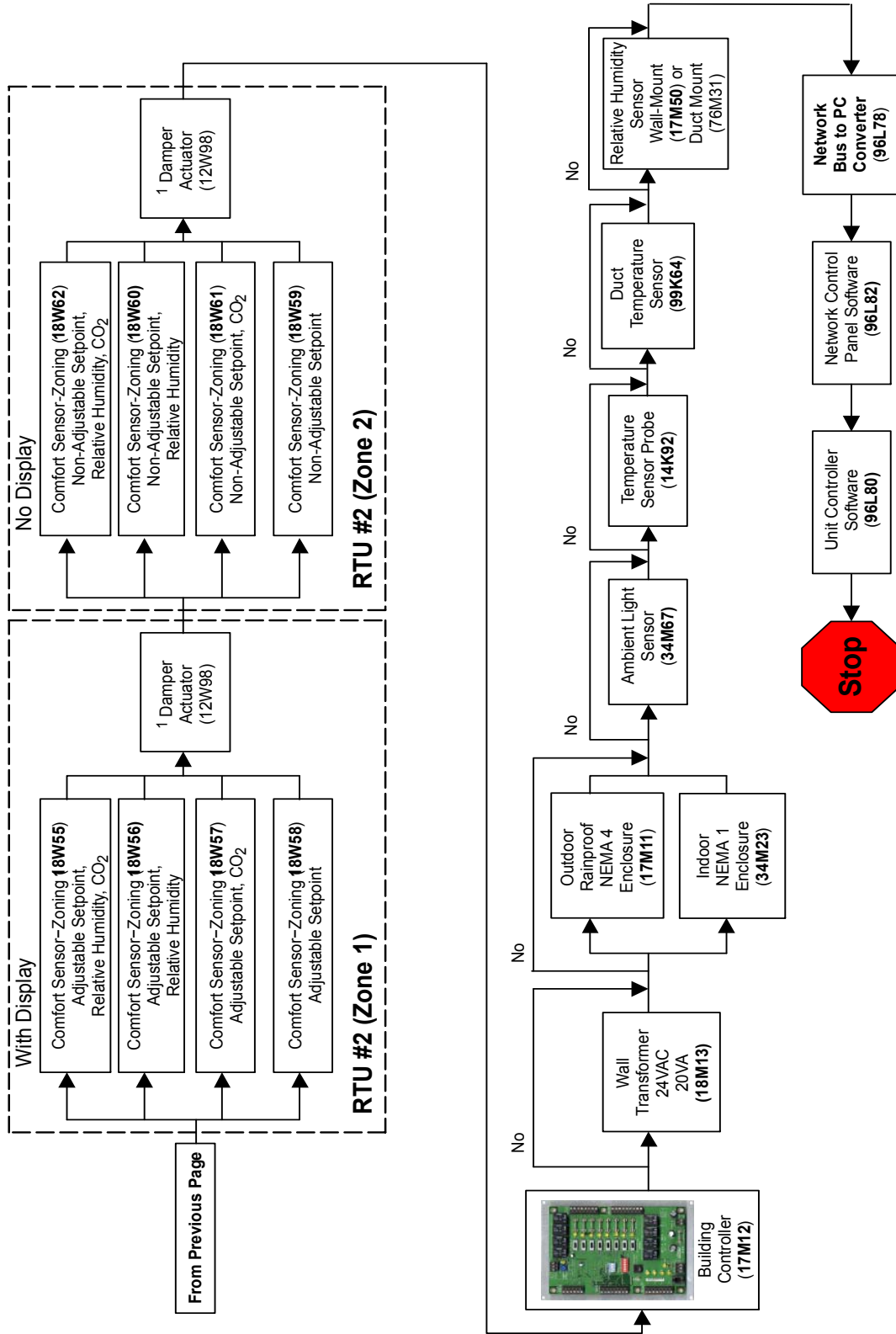
L CONNECTION® NETWORK BUILDING AUTOMATION SYSTEM

BASIC COMPONENT SELECTION EXAMPLE
Lennox Rooftop Units With Prodigy® Unit Controller
(NOTE – Prodigy and Network Thermostat Controller controlled units can be combined on the same system)



- 1 - Included with Lennox® VFD rooftop units.
- 2 - See Pages 79-81 for damper selection.
- 3 - 75VA and 100VA Transformers shown are recommended for powering Damper Actuators.

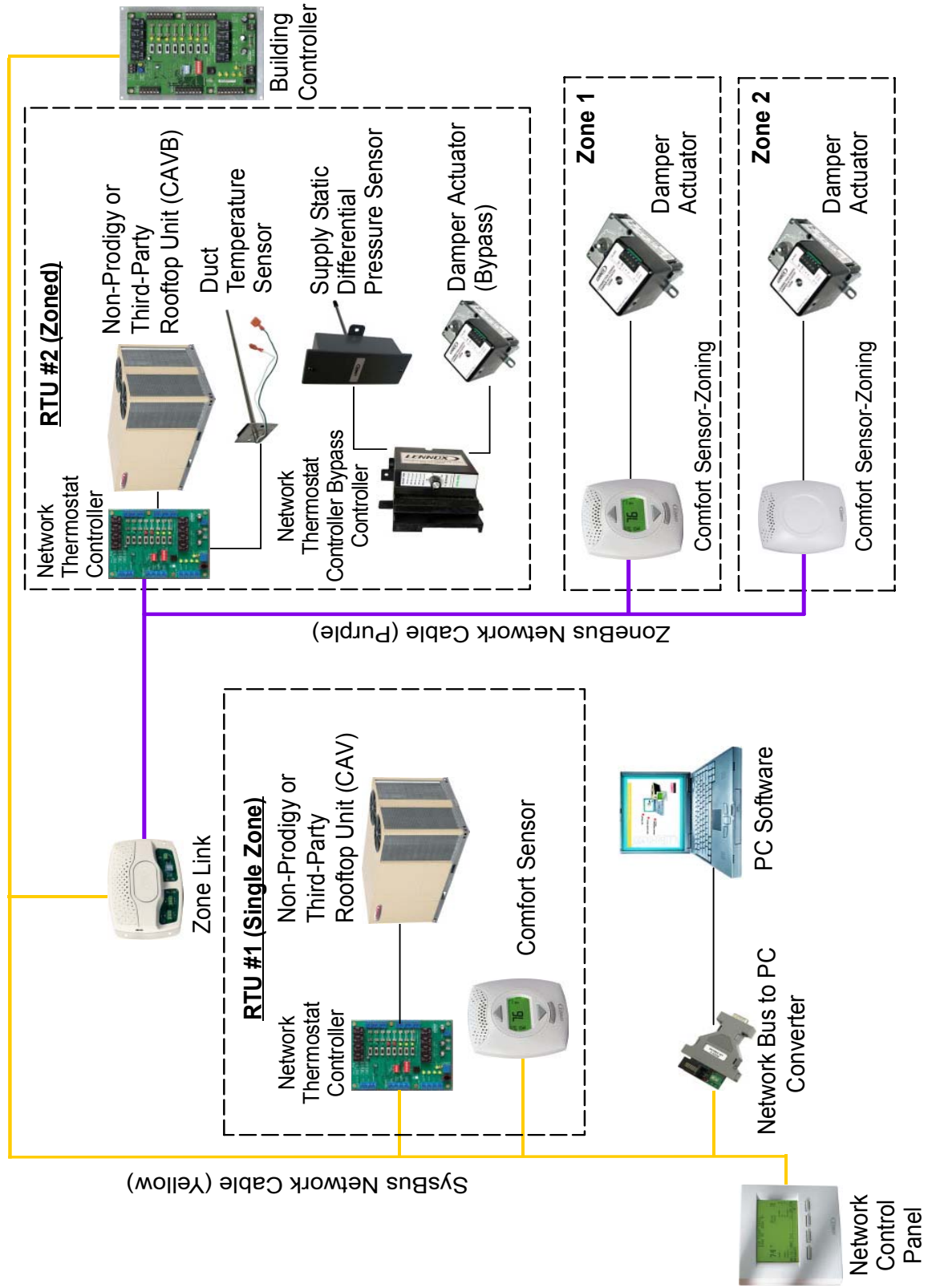
BASIC COMPONENT SELECTION EXAMPLE
Lennox Rooftop Units With Prodigy® Unit Controller
(NOTE – Prodigy and Network Thermostat Controller controlled units can be combined on the same system)



1 - 75VA and 100VA Transformers shown are recommended for powering Damper Actuators.

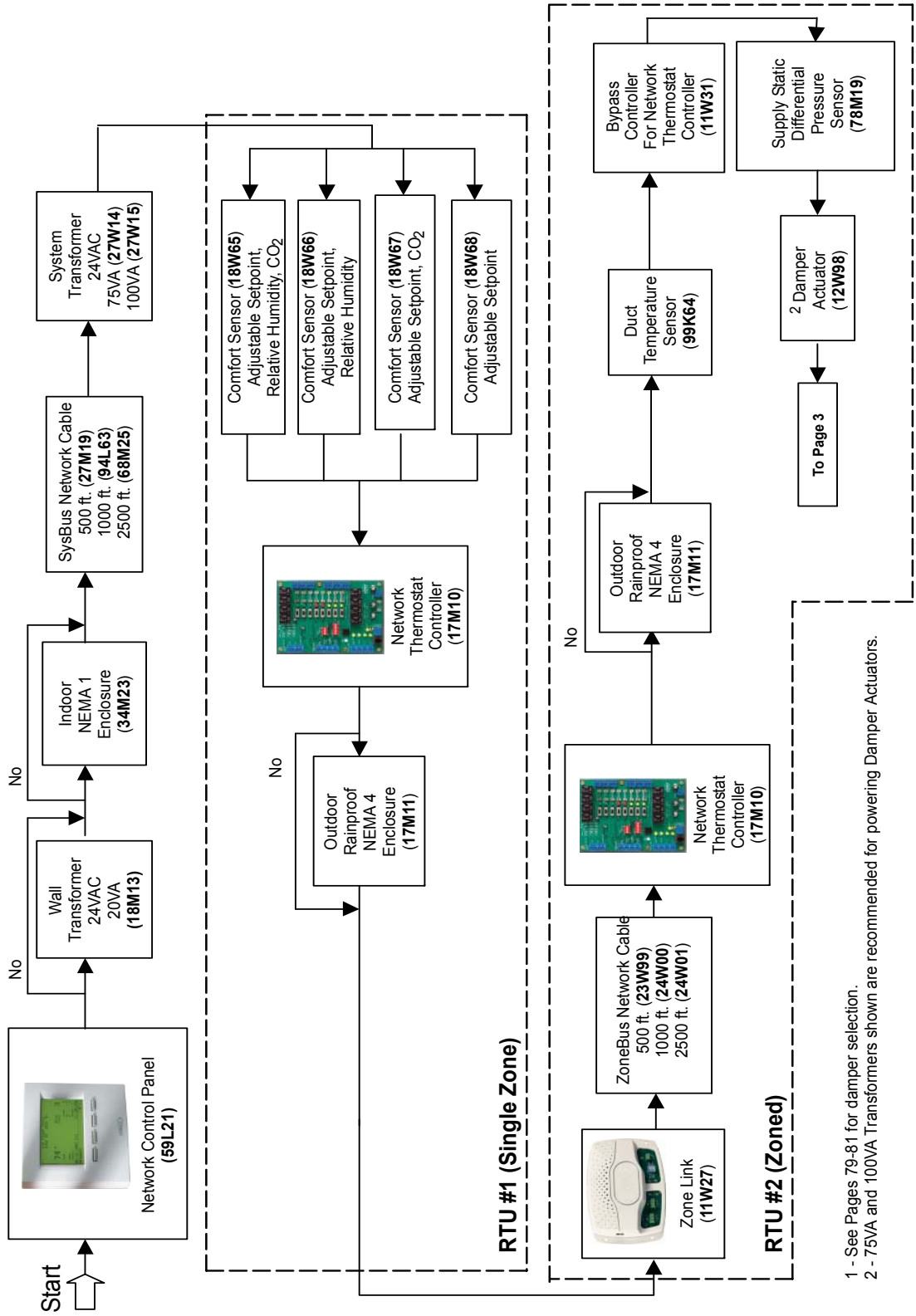
L CONNECTION® NETWORK BUILDING AUTOMATION SYSTEM

COMPONENT SELECTION EXAMPLE - BASIC OVERVIEW
Network Thermostat Controller Version - For Lennox' Rooftop Units Without The Prodigy® Unit Controller
and Split Systems or Electro-Mechanically Controlled Third-Party Rooftop Units



L CONNECTION® NETWORK BUILDING AUTOMATION SYSTEM

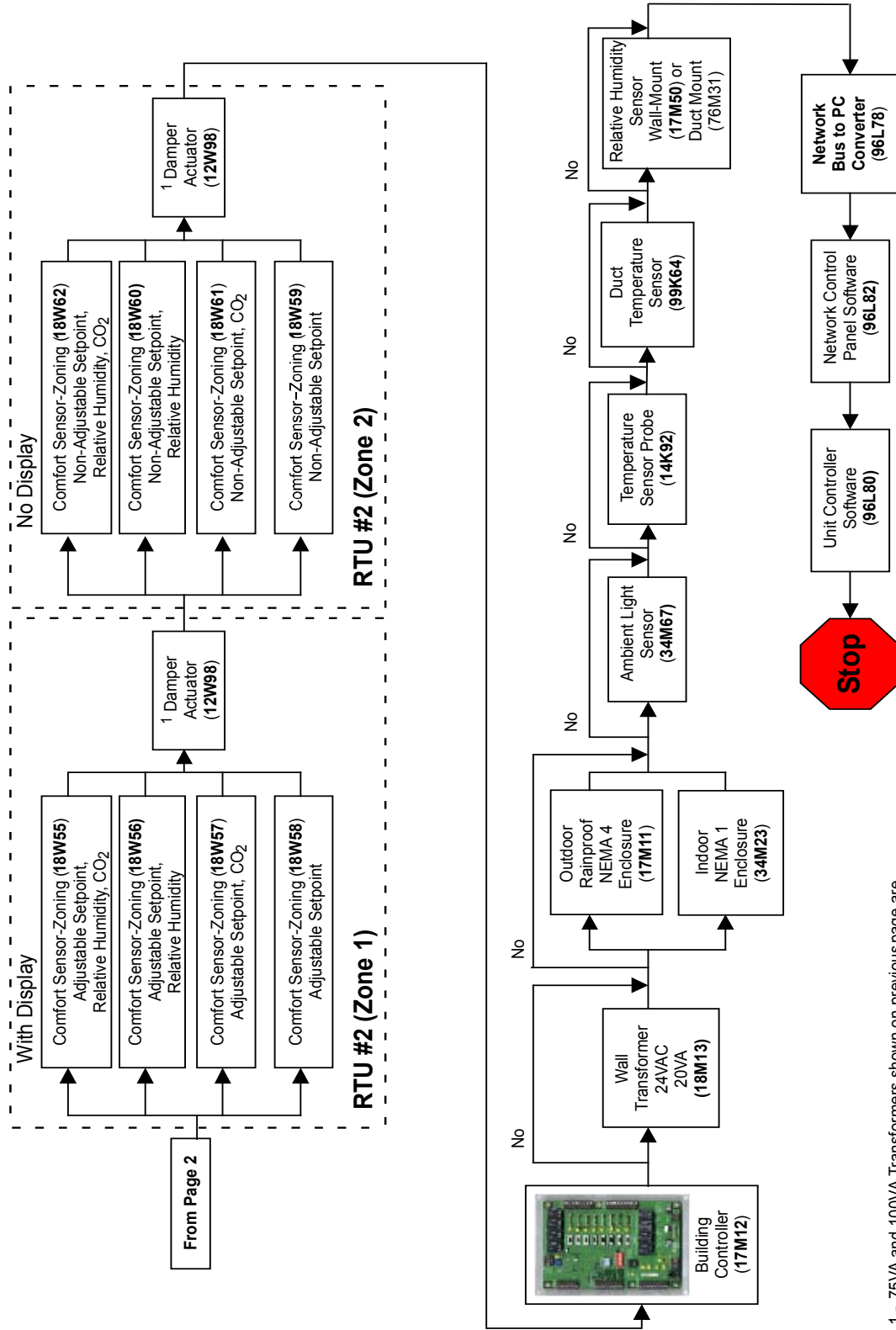
BASIC COMPONENT SELECTION EXAMPLE
Network Thermostat Controller Version - For Lennox' Rooftop Units Without The Prodigy® Unit Controller
and Split Systems or Electro-Mechanically Controlled Third-Party Rooftop Units



1 - See Pages 79-81 for damper selection.
 2 - 75VA and 100VA Transformers shown are recommended for powering Damper Actuators.

L CONNECTION® NETWORK BUILDING AUTOMATION SYSTEM

BASIC COMPONENT SELECTION EXAMPLE
Network Thermostat Controller Version - For Lennox® Rooftop Units Without The Prodigy® Unit Controller
and Split Systems or Electro-Mechanically Controlled Third-Party Rooftop Units



1 - 75VA and 100VA Transformers shown on previous page are recommended for powering Damper Actuators.



ADAPTOR CURBS - FOR CURRENT LENNOX ROOFTOP UNITS



Fully Assembled and Insulated - Fully Welded - Internal Transitions

Mfr.	Old Rooftop Unit	Existing Roof Curb	New Rooftop Unit	Order No.	Price
Lennox	GCS10-261-410-650	RMFG10-65	K / Emergence A Box (3 to 6 Ton)	83W54	\$ -
Lennox	GCS/CHA/CHP16-261/411	RMF16-41	K / Emergence A Box (3 to 6 Ton)	20W04	\$ -
Lennox	GCS/CHA/CHP16-261/411	RMF16-41	Raider ZG/ZC/ZH036-060	10M03	\$ -
Lennox	GCS/CHA/CHP16-511/653, GCS20/CHA20-411/653	RMF16-41 (Cant.) or RMF16-65	K / Emergence A Box (3 to 6 Ton)	20W05	\$ -
Lennox	GCS/CHA/CHP16-511/653, GCS20/CHA20-411/653	RMF16-41 (Cant.) or RMF16-65	Raider ZG/ZC/ZH036-060	10M21	\$ -
Lennox	GCS/CHA/CHP24-650/813	RMF24-81	K / Emergence A Box (3 to 6 Ton)	20W06	\$ -
Lennox	GCS/CHA/CHP24-650/813	RMF24-81	Raider ZG/ZC/ZH036-060	10M02	\$ -
Lennox	GCS/CHA/CHP16-1853	RMF16-185	K / Emergence C Box (15 to 25 Ton)	20W08	\$ -
Lennox	GCS/CHA16-180/240	RMF16-18/24	K / Emergence C Box (15 to 25 Ton)	20W09	\$ -
Lennox	GCS/CHA16-2553/2753	RMF16-300	K / Emergence C Box (15 to 25 Ton)	20W10	\$ -
Lennox	GCS/CHA16,24-3003	RMF16-300	K / Emergence C Box (15 to 25 Ton)	20W11	\$ -
Lennox	CHA/CHP9 & 10 - 261/651	RMF9-65	K / Emergence A Box (3 to 6 Ton)	20W12	\$ -
Lennox	CHA/CHP11-953	RMF11-95	K / Emergence B Box (7.5 to 12 Ton)	22W61	\$ -
Lennox	GCS11-953	RMFG11-95	K / Emergence B Box (7.5 to 12 Ton)	22W62	\$ -
Lennox	CHA/CHP11-1353	RMF11-135	K / Emergence B Box (7.5 to 12 Ton)	22W63	\$ -
Lennox	GCS11-1353	RMFG11-135	K / Emergence B Box (7.5 to 12 Ton)	22W64	\$ -
Lennox	GCS3-1853/2753	RMF3-185/275	K / Emergence C Box (15 to 25 Ton)	22W65	\$ -
Lennox	CHA/CHP/GCS11-2753	RMF11-275	K / Emergence C Box (15 to 25 Ton)	22W66	\$ -
Lennox	CHA/CHP/GCS11-3003	RMF11-275	K / Emergence C Box (15 to 25 Ton)	22W67	\$ -
Lennox	GCS4-261/311	RMF3-31	K / Emergence A Box (3 to 6 Ton)	26W88	\$ -
Lennox	CHA/P8, GCS3-411/461	RMF3-46	K / Emergence A Box (3 to 6 Ton)	26W89	\$ -
Lennox	CHA/P8, GCS3-511/651	RMF3-65	K / Emergence A Box (3 to 6 Ton)	26W90	\$ -
Lennox	GCS9-411/651	RMFG9-65	K / Emergence A Box (3 to 6 Ton)	26W91	\$ -
Lennox	GCS9-411/651	RMFG9-65	Raider ZG/ZC/ZH036-060	10M20	\$ -
Lennox	GCS/CHA16-823/953, GCS/CHA24-953	RMF16-95 (09)	K A+ Box (KGA/KCA090, KHA072)	88W66	\$ -
Lennox	GCS/CHA16-823/953, GCS/CHA24-953	RMF16-95 (09)	K / Emergence B Box (7.5 to 12 Ton)	92M73	\$ -
Lennox	GCS/CHA16-1353, GCS/CHA24-1353	RMF16-135/160	K / Emergence B Box (7.5 to 12 Ton)	92M72	\$ -
Lennox	GCS3-1353, CHA/CHP8 1353	RMF3-135	K / Emergence B Box (7.5 to 12 Ton)	92M74	\$ -
Lennox	GCS3-953	RMF3-95	K / Emergence B Box (7.5 to 12 Ton)	92M75	\$ -
Lennox	CHA/CHP/GCS11-1853	RMF11-185	K / Emergence C Box (15 to 25 Ton)	92M80	\$ -



ADAPTOR CURBS - FOR COMPETITOR'S ROOFTOP UNITS



Fully Assembled and Insulated - Fully Welded - Internal Transitions

Mfr.	Old Rooftop Unit	Existing Roof Curb	New Rooftop Unit	Order No.	Price
Carrier	48/50JD/DJE/LJ004-007	---	K / Emergence A Box (3 to 6 Ton)	64W81	\$ -
Carrier	48HD007, 48HDT005-006, 48LDT004-006	---	K / Emergence A Box (3 to 6 Ton)	64W84	\$ -
Carrier	48JD/DJE008-014	---	K / Emergence B Box (7.5 to 12 Ton)	80E01	\$ -
Carrier	48DP/DR012-020, 48THE016-020, 48TJD016-	---	K / Emergence B Box (7.5 to 12 Ton)	92M70	\$ -
Carrier	48/50 DP/DR 012-020, 50PQ 012-020, 48/50 THE 016-020, 48/50TJD 016-020	---	K / Emergence C Box (15 to 25 Ton)	92M79	\$ -
Carrier	48 HD/LD 004-006	---	K / Emergence A Box (3 to 6 Ton)	26W92	\$ -
Carrier	48HD/HV/LD008	---	K / Emergence B Box (7.5 to 12 Ton)	92M71	\$ -
* Singer	PGDA / PGMB036,060	---	K / Emergence A Box (3 to 6 Ton)	83W51	\$ -
Trane	SACA753-A	---	K / Emergence B Box (7.5 to 12 Ton)	92M76	\$ -
Trane	SACA C10, SACC C11, SFCA C10, SFCB C11	---	K / Emergence B Box (7.5 to 12 Ton)	92M77	\$ -
Trane	SACA/SFCA/SFCB B50	---	K / Emergence A Box (3 to 6 Ton)	64W80	\$ -
Trane	TCD102, 120, A&B	---	K / Emergence B Box (7.5 to 12 Ton)	83W55	\$ -
Trane	YCD036~060A,C / TCD036~060C	---	K / Emergence A Box (3 to 6 Ton)	83W48	\$ -
Trane	YCD036~060A,C / TCD036~060C	---	Raider ZG/ZC/ZH036-060	10M01	\$ -
Trane	YCD075A, YCD090 A&B	---	K / Emergence B Box (7.5 to 12 Ton)	83W49	\$ -
Trane	YCD/TCD180 A&B	---	K / Emergence C Box (15 to 25 Ton)	83W50	\$ -
Trane	YCD181C, 240B	---	K / Emergence C Box (15 to 25 Ton)	83W56	\$ -
York	B*CH/D*CE/D*CG036-072	---	K / Emergence A Box (3 to 6 Ton)	64W85	\$ -
York	B*CH/D*CE/D*CG036-072	---	Raider ZG/ZC/ZH036-060	10L32	\$ -
York	B*CH 090-150, D*EG 090- 150, D*CG 090-150	---	K / Emergence B Box (7.5 to 12 Ton)	92M78	\$ -
York	SA42, 48, 60G	---	K / Emergence A Box (3 to 6 Ton)	83W53	\$ -
York	SA24 - 30, 36	---	K / Emergence A Box (3 to 6 Ton)	83W57	\$ -

* Singer Curb - The supply and return to the existing curb are by installer. The bottom of this adaptor curb is panned.