




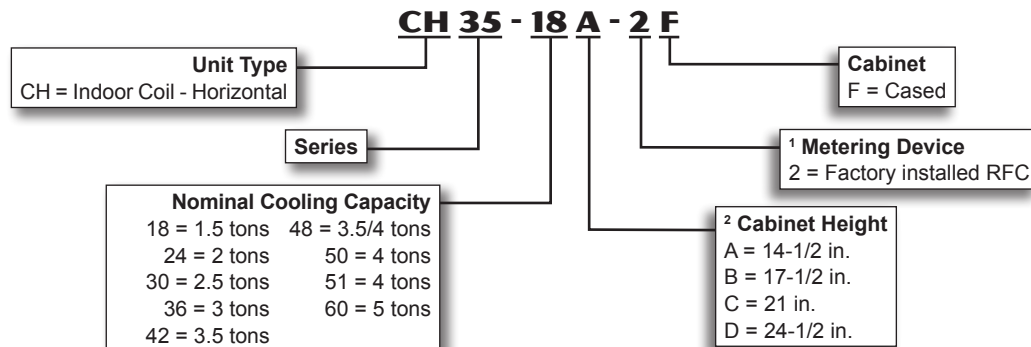
PRODUCT SPECIFICATIONS



NOTE - Not available in all areas!
Contact your nearest Lennox Sales Office for details.

1.5 to 5 Tons

MODEL NUMBER IDENTIFICATION



¹ Factory installed RFC orifice must be replaced with a field installed expansion valve.

² Furnaces with the same letter designation will physically match the indoor coil.

FEATURES

CONTENTS

Air Resistance.....	3
Dimensions	4
Features.....	1
Model Number Identification.....	1
Specifications.....	2

WARRANTY

All Covered Components - Limited warranty for five years in residential applications, one year warranty in non-residential applications.

Refer to Lennox Equipment Limited Warranty certificate included with equipment for details.

APPLICATIONS

For use with air conditioners only.

Lennox designed horizontal indoor coils can easily be installed with most Lennox horizontal furnaces.

Applicable to expansion valve systems only.

Expansion valve systems require field installed kit.

See Product Specifications in section Air Conditioners for indoor coil applications and cooling capacities.

NOTE - Factory installed RFC orifice must be replaced with field installed expansion valve.

TESTING

Tested with matching air conditioner units.

Rated in accordance with AHRI Standard 210/240-2008 conditions and DOE test procedures.

Air resistance tests from Lennox Laboratory air test chamber.

FEATURES

REFRIGERANT SYSTEM

Coil Construction

Aluminum tubing, hairpins, distributor and header tubes.

Copper refrigerant sweat connections on both liquid and suction lines for easy brazing.

Ripple-edged aluminum fins.

Lanced fins provide maximum exposure of fin surface to air stream.

Rifled tubing provides superior refrigerant flow.

Non-corrosive, UV-resistant polymer drain pan with dual drain connections.

Sweat connections on both liquid and suction lines.

Liquid line seal nut section furnished for installation of expansion valve.

High pressure testing ensures leakproof construction.

Optional Accessories

Expansion Valve Kits

Expansion valve available for field installation.

See Air Conditioners Product Specifications for expansion valve kit selection.

CABINET

Cabinets insulated with thick fiberglass insulation.

Heavy gauge, pre-painted galvanized steel.

Flanges furnished for ease of duct connection.

Engaging holes furnished on cabinet for alignment with furnace.

Removable panels provide access to coil.

Refrigerant lines extend outside of cabinet for easy connection.

Furnace Match-Up

All cased coils exactly match corresponding furnaces with same letter designation in model number. No adaptor required.

Engaging holes furnished on cabinet for alignment.

SPECIFICATIONS

1.5 TO 3 TON

General Data		Model No.	CH35 -18A-2F	CH35 -24A-2F	CH35 -24B-2F	CH35 -30A-2F	CH35 -30B-2F	CH35 -36A-2F	CH35 -36B-2F
	Nominal size - Tons		1.5	2	2	2.5	2.5	3	3
Line connections in.	Suction o.d. - sweat		3/4	3/4	3/4	3/4	3/4	3/4	3/4
	Liquid o.d. - sweat		3/8	3/8	3/8	3/8	3/8	3/8	3/8
	Condensate drain (fpt)		(2) 3/4	(2) 3/4	(2) 3/4	(2) 3/4	(2) 3/4	(2) 3/4	(2) 3/4
Indoor Coil	Net face area sq. ft.		3.5	3.5	3.5	4.33	4.67	3.5	4.67
	Tube diameter - in.		3/8	3/8	3/8	3/8	3/8	3/8	3/8
	Number of rows		2	3	2	3	3	3	2
	Fins per inch		19	14	19	16	14	12	18
Matching Lennox Furnace - Cabinet Width Designation			A	A	B	A	B	A	B
Coil & Furnace Cabinet Height - in.			14-1/2	14-1/2	17-1/2	14-1/2	17-1/2	14-1/2	17-1/2
Shipping Data - lbs.			43	45	49	55	53	47	48

SPECIFICATIONS

3 TO 5 TON

General Data		Model No.	CH35 -36C-2F	CH35 -42B-2F	CH35 -42C-2F	CH35 -48B-2F	CH35 -48C-2F	CH35 -51C-2F	CH35 -60D-2F
	Nominal size - Tons		3	3.5	3.5	3.5/4	3.5/4	4	5
Line connections in.	Suction o.d. - sweat		3/4	7/8	7/8	7/8	7/8	7/8	7/8
	Liquid o.d. - sweat		3/8	3/8	3/8	3/8	3/8	3/8	3/8
	Condensate drain (fpt)		(2) 3/4	(2) 3/4	(2) 3/4	(2) 3/4	(2) 3/4	(2) 3/4	(2) 3/4
Indoor Coil	Net face area sq. ft.		5.83	5.78	5.83	5.78	5.83	7.22	7.94
	Tube diameter - in.		3/8	3/8	3/8	3/8	3/8	3/8	3/8
	Number of rows		2	4	3	3	2	3	3
	Fins per inch		18	12	13	12	12	13	12
Matching Lennox Furnace - Cabinet Width Designation			C	B	C	B	C	C	D
Coil & Furnace Cabinet Height - in.			21	17-1/2	21	17-1/2	21	21	24-1/2
Shipping Data - lbs.			55	66	60	60	59	69	78

AIR RESISTANCE

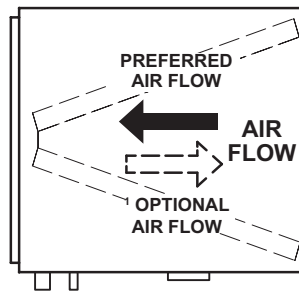
Air Volume cfm	Total Air Resistance - in. w.g.														
	CH35-18A-2F		CH35-24A-2F		CH35-24B-2F		CH35-30A-2F		CH35-30B-2F		CH35-36A-2F		CH35-36B-2F		
	Dry Coil	Wet Coil	Dry Coil	Wet Coil	Dry Coil	Wet Coil	Dry Coil	Wet Coil	Dry Coil	Wet Coil	Dry Coil	Wet Coil	Dry Coil	Wet Coil	
200	0.02	0.02	---	---	---	---	---	---	---	---	---	---	---	0.08	0.10
400	0.05	0.06	0.04	0.05	0.03	0.04	0.04	0.05	0.02	0.02	---	---	---	0.11	0.16
600	0.09	0.11	0.09	0.11	0.05	0.07	0.09	0.10	0.05	0.06	---	---	---	0.16	0.21
800	0.15	0.17	0.15	0.19	0.09	0.11	0.15	0.17	0.09	0.11	0.15	0.18	0.21	0.21	0.27
1000	0.22	0.25	0.23	0.29	0.15	0.17	0.24	0.27	0.14	0.16	0.22	0.27	0.27	0.27	0.35
1200	---	---	0.32	0.40	0.21	0.23	0.34	0.38	0.19	0.23	0.30	0.39	---	---	---
1400	---	---	0.43	0.50	0.28	0.30	0.45	0.51	0.26	0.30	0.41	0.48	---	---	---
1600	---	---	---	---	---	---	---	---	---	---	0.53	0.63	---	---	---

AIR RESISTANCE

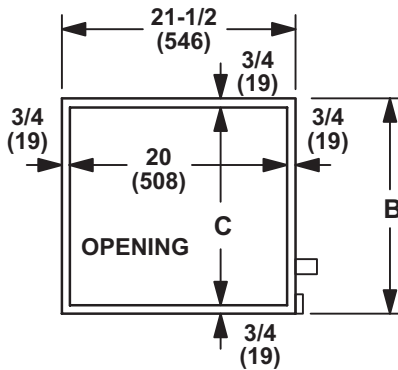
Air Volume cfm	Total Air Resistance - in. w.g.															
	CH35-36B-2F		CH35-36C-2F		CH35-42B-2F		CH35-42C-2F		CH35-48B-2F		CH35-48C-2F		CH35-51C-2F		CH35-60D-2F	
	Dry Coil	Wet Coil	Dry Coil	Wet Coil	Dry Coil	Wet Coil	Dry Coil	Wet Coil	Dry Coil	Wet Coil	Dry Coil	Wet Coil	Dry Coil	Wet Coil	Dry Coil	Wet Coil
800	0.08	0.10	0.06	0.08	0.10	0.10	0.06	0.06	---	---	---	---	---	---	---	---
1000	0.11	0.16	0.10	0.13	0.14	0.18	0.09	0.10	0.14	0.16	---	---	---	---	---	---
1200	0.16	0.21	0.15	0.18	0.20	0.25	0.15	0.16	0.19	0.23	0.16	0.19	0.15	0.16	---	---
1400	0.21	0.27	0.19	0.23	0.26	0.31	0.18	0.21	0.25	0.29	0.21	0.26	0.20	0.23	0.12	0.16
1600	0.27	0.35	0.24	0.31	0.34	0.36	0.26	0.28	0.30	0.38	0.27	0.30	0.25	0.29	0.16	0.20
1800	---	---	---	---	0.42	0.47	0.31	0.38	0.38	0.42	0.33	0.39	0.31	0.36	0.20	0.24
2000	---	---	---	---	---	---	---	---	---	---	0.39	0.49	0.40	0.44	0.24	0.30
2200	---	---	---	---	---	---	---	---	---	---	---	---	0.48	0.54	0.29	0.36
2400	---	---	---	---	---	---	---	---	---	---	---	---	---	---	0.34	0.42

DIMENSIONS - INCHES (MM)

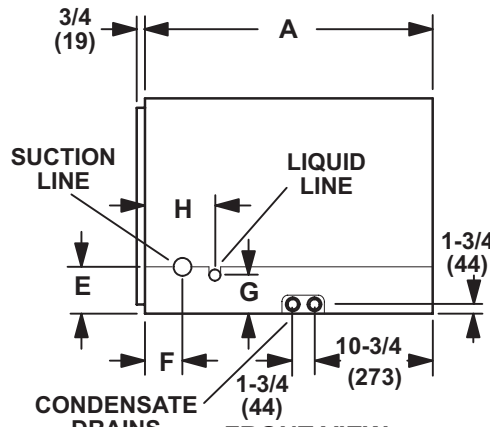
¹ Optional right-hand airflow requires a field fabricated 6 in. (152 mm) spacer in-between the furnace and coil.



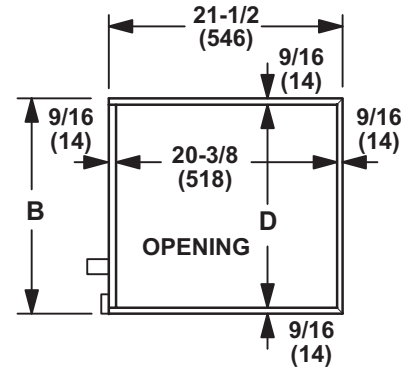
TOP VIEW



END VIEW



FRONT VIEW



END VIEW

Model No.	A		B		C		D		E		F		G		H	
	in.	mm	in.	mm	in.	mm	in.	mm	in.	mm	in.	mm	in.	mm	in.	mm
CH35-18A-2F	26-1/2	673	14-1/2	368	13	330	13-3/8	340	4	102	2-1/8	54	3	76	4-7/8	124
CH35-24A-2F	26-1/2	673	14-1/2	368	13	330	13-3/8	340	4	102	2-1/8	54	3	76	4-7/8	124
CH35-24B-2F	26-1/2	673	17-1/2	444	16	406	16-3/8	416	4	102	2-1/8	54	3	76	4-7/8	124
CH35-30A-2F	31-1/2	800	14-1/2	368	13	330	13-3/8	340	4	102	2-1/8	54	3	76	4-7/8	124
CH35-30B-2F	26-1/2	673	17-1/2	444	16	406	16-3/8	416	4	102	2-1/8	54	3	76	4-7/8	124
CH35-36A-2F	26-1/2	673	14-1/2	368	13	330	13-3/8	340	4	102	2-1/8	54	3	76	4-7/8	124
CH35-36B-2F	26-1/2	673	17-1/2	444	16	406	16-3/8	416	4	102	2-1/8	54	3	76	4-7/8	124
CH35-36C-2F	26-1/2	673	21	533	19-1/2	495	19-7/8	505	4	102	2-1/8	54	3	76	4-7/8	124
CH35-42B-2F	31-1/2	800	17-1/2	444	16	406	16-3/8	416	4	102	2-1/8	54	3	76	4-7/8	124
CH35-42C-2F	26-1/2	673	21	533	19-1/2	495	19-7/8	505	4	102	2-1/8	54	3	76	4-7/8	124
CH35-48B-2F	31-1/2	800	17-1/2	444	16	406	16-3/8	416	4	102	2-1/8	54	3	76	4-7/8	124
CH35-48C-2F	26-1/2	673	21	533	19-1/2	495	19-7/8	505	4	102	2-1/8	54	3	76	4-7/8	124
CH35-51C-2F	31-1/2	800	21	533	19-1/2	495	19-7/8	505	4	102	2-1/8	54	3	76	4-7/8	124
CH35-60D-2F	31-1/2	800	24-1/2	622	23	584	23-3/8	594	4	102	2-1/8	54	3	76	4-7/8	124



Visit us at www.lennox.com

For the latest technical information, www.lennox.com

Contact us at 1-800-4-LENNOX

NOTE - Due to Lennox' ongoing commitment to quality, Specifications, Ratings and Dimensions subject to change without notice and without incurring liability. Improper installation, adjustment, alteration, service or maintenance can cause property damage or personal injury. Installation and service must be performed by a qualified installer and servicing agency.

©2014 Lennox Industries, Inc.