
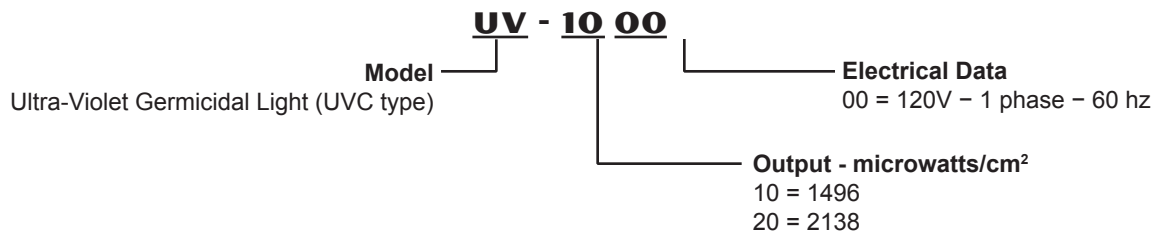




PRODUCT SPECIFICATIONS



MODEL NUMBER IDENTIFICATION



FEATURES

WARRANTY

All covered components - five year limited warranty in residential installations and one year in non-residential installations. Lamps are not covered.

Refer to Lennox Equipment Limited Warranty certificate included with unit for specific details.

APPLICATIONS

Applicable to most forced air installations.

Installs on the supply or return air plenum.

All UVC lights are effective at killing stationary contaminants, but the 2000 dual lamp models are more effective than the 1000 single lamp models.

The unit emits ultra-violet (UVC) energy at 253.7 nanometers, which has been proven to be effective in damaging the DNA of micro-organisms such as virus, bacteria, yeasts and molds. This process either destroys the organism or controls its ability to reproduce.

APPROVALS

Units are ETL, UL and ULC certified to Standard 1598.

Units are FIFRA (Federal Insecticide Fungicide Rodenticide Act) registered, file number 73316.

CABINET

Painted steel cabinet.

Front of unit lifts off without the need of tools, for service access. UVC-proof viewing port provided under front cover.

Self-adhesive gasket/template provided for ease of installation and to provide an air seal.

Three-prong, detachable 6-foot power cord for plug-in 120V electrical connection.

3 amp-250V fuse access is external to unit.

SAFETY FEATURES

Any exposure to ultra-violet (UVC) light will cause significant eye damage and may cause skin damage.

Power cord must be completely removed from the front of the unit before the cover can be removed.

Cover interlock switch terminates the power from the unit when the front cover is removed.

A Remote Interlock Switch is included with the UV-2000 and UV-2023 models, and is optional for other models.

LAMP(S)

Low power consumption, high UVC output.

OPTIONS

Remote Interlock Switch

Standard on UV-2000 models, must be ordered extra for all other models.

Power to the UVC light is automatically disconnected anytime the access panel to the HVAC equipment is opened.

Recommended for applications where service access is 3 ft. or less from the UVC light.

Replacement Lamp

Recommended annual replacement of the lamp(s). See Specifications table for order number.

SPECIFICATIONS

Model No.		UV-1000	UV-2000
Number of lamps		1	2
¹ Microwatt/cm ² Output		1496	2138
Shipping Data - lbs. - 1 package		9	12
Electrical Data	Voltage - 60 hz - 1 phase	120V	120V
	Input Line Current (Amps)	.46	.9
	Input Power (W)	56	108

MAINTENANCE / OPTIONAL ACCESSORIES - MUST BE ORDERED EXTRA

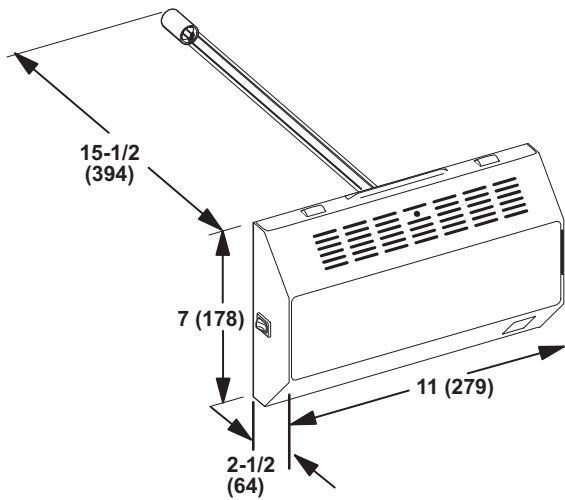
Remote Interlock Switch	64X53	•	Factory
Replacement Lamp(s)	64X56	•	² •

¹ Test conditions: new lamps, 500 cfm air flow, 50°F air temperature, measured 12 in. from lamp.

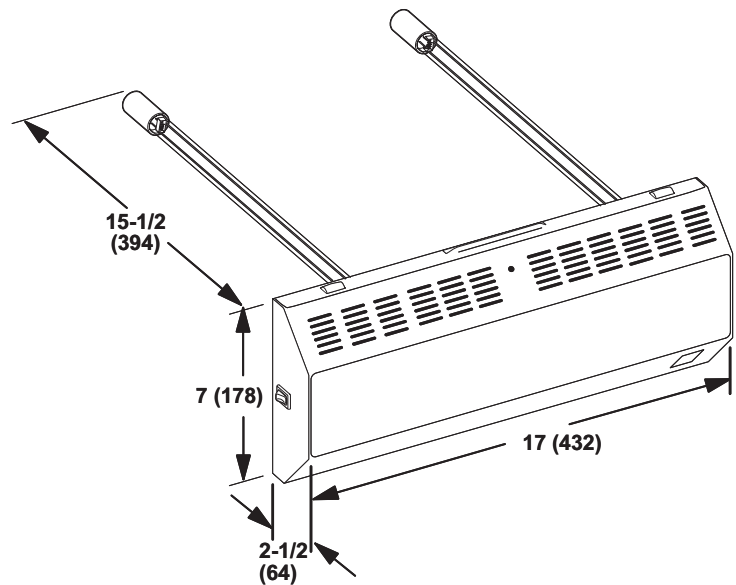
² Two lamps required.

DIMENSIONS - INCHES (MM)

UV-1000



UV-2000



Visit us at www.lennox.com

For the latest technical information, www.lennox.com

Contact us at 1-800-4-LENNOX



NOTE - Due to Lennox' ongoing commitment to quality, Specifications, Ratings and Dimensions subject to change without notice and without incurring liability. Improper installation, adjustment, alteration, service or maintenance can cause property damage or personal injury. Installation and service must be performed by a qualified installer and servicing agency.

©2010 Lennox Industries, Inc.