

VARIABLE REFRIGERANT FLOW SYSTEMS



VRF VMDA

Concealed Medium Static Ducted Indoor Models - 60HZ

Bulletin No. 210696

July 2014

PRODUCT SPECIFICATIONS

Slim, compact design for limited space requirements. Installs out of sight between the drop ceiling and ceiling slab with ducted distribution to the indoor space.



APPROVALS

- Units are ETL certified for the U.S. and Canada.

WARRANTY

- **Components** - Limited one year.

FEATURES

- **Pre-Heat Function** - Delays the operation of the fan until the indoor coil has reached a pre-determined temperature which prevents the discharge of cold air while the system is operating in the “heating” mode.
- **LED Readout/Infrared Receiver Panel** - Mounted on unit (may be remotely located). LEDs display unit operation status, and codes for maintenance and servicing. Infrared receiver for use with a wireless remote control (not furnished).
- **Auto Addressing (Heat Pump Systems Only)** - An optional wireless remote control (not furnished) can be used to inquire and modify each indoor unit’s address.

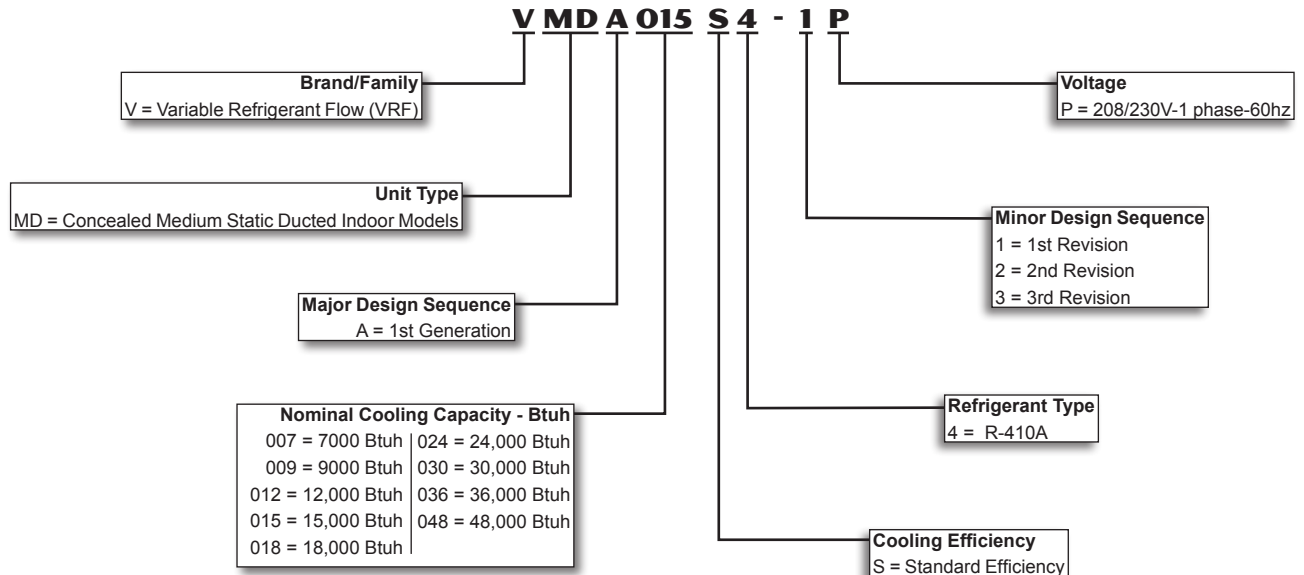


CONTENTS

Blower Data	7
Cooling Capacity	9
Dimensions	4
Heating Capacity	12
Installation Clearances	5
Model Number Identification	1
Sound Data	5
Specifications	2

- **Auto Restart** - Automatically restores the previous function setting if power is interrupted.
- **Built-In Condensate Pump** - 27-1/2 inch lift.
- **Duct Connections** - Return air connections can be made horizontally or from the bottom of the unit with interchangeable panel.
- **Electronic Expansion Valve** - Assures optimal performance throughout the application range.
- **Flare Connections** - Equipped with liquid and gas flare fittings for quick and secure piping.
- **Four-Stage Fan Speed** - Fan functions at four levels: low, medium, high and super high. Super-high speed is available with simple wiring change on main control board.
- **Air Filter** - Cleanable air filter is furnished as standard.

MODEL NUMBER IDENTIFICATION



SPECIFICATIONS
007 - 018

General Data		Nominal kBtuh	7	9	12	15	18
		Model Number	VMDA007S4	VMDA009S4	VMDA012S4	VMDA015S4	VMDA018S4
¹ Cooling Performance	Net Cooling Capacity - Btuh		7,000	9,000	12,000	15,000	19,000
	Total Unit Power Input (W)		75	75	75	115	115
	Rated current (A)		0.4	0.4	0.4	0.55	0.55
¹ Heating Performance	Net Heating Capacity - Btuh		8,200	10,900	13,600	17,100	21,500
	Total Unit Power Input (W)		75	75	75	115	115
	Rated current (A)		0.4	0.4	0.4	0.55	0.55
Refrigerant	Type		R-410A	R-410A	R-410A	R-410A	R-410A
Indoor fan motor	Input - W		60	60	60	109	109
	Speed (high / medium / low) - rpm		1255/1120/1005	1150/1040/960		1150/1020/800	
Indoor coil	Number of rows		3	3	3	3	3
	Fin spacing - in.		1/16	1/16	1/16	1/16	1/16
	Coil length x height - in.		29 x 10	29 x 10	29 x 10	29 x 10	29 x 10
	Number of circuits		3	3	4	4	4
	Tube outside diameter and type - in.		1/4 - Rifled Copper Tubing				
	Fin type		Hydrophilic Coated Aluminum				
	Expansion device type		Electronic Expansion Valve				
	Design Pressure (high / low)- psig		650 / 250				
Indoor Coil Connections	Liquid pipe o.d. - in. (flare)		1/4	1/4	1/4	1/4	3/8
	Gas pipe o.d. - in. (flare)		1/2	1/2	1/2	1/2	5/8
	Drain connection o.d. - in.		(1) 1-1/4	(1) 1-1/4	(1) 1-1/4	(1) 1-1/4	(1) 1-1/4
Indoor Blower	Airflow (super high/high/medium/low) - cfm		340 / 310 / 240 / 190			(N/A) / 500 / 390 / 340	
	External static pressure - in. w.g.		0.04 - 0.12			0.04 - 0.12	
	Sound data (high / medium / low) dBA		35 / 32 / 29		36 / 33 / 30	37 / 34 / 30	
Control Wiring (AWG)		18/3 gauge (3-core shielded)					
Weight Data	Unit weight (net / shipping) - lbs.		47 / 58	47 / 58	48 / 59	59 / 70	59 / 70
ELECTRICAL DATA							
	Line voltage data - 60 hz - 1ph		208/230V	208/230V	208/230V	208/230V	208/230V
	² Maximum overcurrent protection (amps)		15	15	15	15	15
	³ Minimum circuit ampacity		0.5	0.5	0.5	0.7	0.7
	Indoor Blower Motor - Full load amps		0.33	0.33	0.33	0.5	0.5

¹ Nominal capacities are based on the following conditions (with 25 ft. of connecting refrigerant lines);

- Cooling Ratings - 95°F outdoor air temperature and 80°F db/67°F wb entering indoor coil air.
- Heating Ratings - 47°F db/43°F wb outdoor air temperature and 70°F db entering indoor coil air.

² HACR type circuit breaker or fuse.

³ Refer to National or Canadian Electrical Code manual to determine wire, fuse and disconnect size requirements.

SPECIFICATIONS
024 - 048

General Data		Nominal kBtuh	24	30	36	48
		Model Number	VMDA024S4	VMDA030S4	VMDA036S4	VMDA048S4
¹ Cooling Performance	Net Cooling Capacity - Btuh		24,000	30,000	38,000	48,000
	Total Unit Power Input (W)		190	250	420	360
	Rated current (A)		0.9	1.15	1.95	1.65
¹ Heating Performance	Net Heating Capacity - Btuh		27,300	37,500	42,600	52,900
	Total Unit Power Input (W)		190	250	420	360
	Rated current (A)		0.9	1.15	1.95	1.65
Refrigerant	Type		R-410A	R-410A	R-410A	R-410A
Indoor fan motor	Input - W		183	225	410	345
	Speed (high / medium / low) - rpm		855 / 780 / 650	950 / 750 / 655	1090 / 1015 / 910	930 / 900 / 805
Indoor coil	Number of rows		4	4	4	4
	Fin spacing - in.		1/16	1/16	1/16	1/16
	Coil length x height - in.		29 x 10	37-5/8 x 13-1/4	37-5/8 x 13-1/4	40-1/2 x 14-7/8
	Number of circuits		6	8	8	8
	Tube outside diameter and type - in.		1/4 - Rifled Copper Tubing			
	Fin type		Hydrophilic Coated Aluminum			
	Expansion device type		Electronic Expansion Valve			
	Design Pressure (high / low)- psig		650 / 250			
Indoor Coil Connections	Liquid pipe o.d. - in. (flare)		3/8	3/8	3/8	3/8
	Gas pipe o.d. - in. (flare)		5/8	5/8	5/8	5/8
	Drain connection o.d. - in.		(1) 1-1/4	(1) 1-1/4	(1) 1-1/4	(1) 1-1/4
Indoor Blower	Airflow (high / medium / low) - cfm		620 / 530 / 480	790 / 690 / 610	1060 / 920 / 820	1120 / 970 / 830
	External static pressure - in. w.g.		0.04 - 0.12	0.04 - 0.20	0.04 - 0.32	0.04 - 0.40
	Sound data (high / medium / low) dBA		40 / 37 / 32	43 / 40 / 34	46 / 42 / 40	46 / 42 / 40
Control Wiring (AWG)		18/3 gauge (3-core shielded)				
Weight Data	Unit weight (net / shipping) - lbs.		66 / 75	88 / 106	88 / 106	108 / 128
ELECTRICAL DATA						
	Line voltage data - 60 hz - 1ph		208/230V	208/230V	208/230V	208/230V
	² Maximum overcurrent protection (amps)		15	15	15	15
	³ Minimum circuit ampacity		1.1	1.4	2.4	2.0
	Indoor Blower Motor - Full load amps		0.83	1.1	1.88	1.59

¹ Nominal capacities are based on the following conditions (with 25 ft. of connecting refrigerant lines);

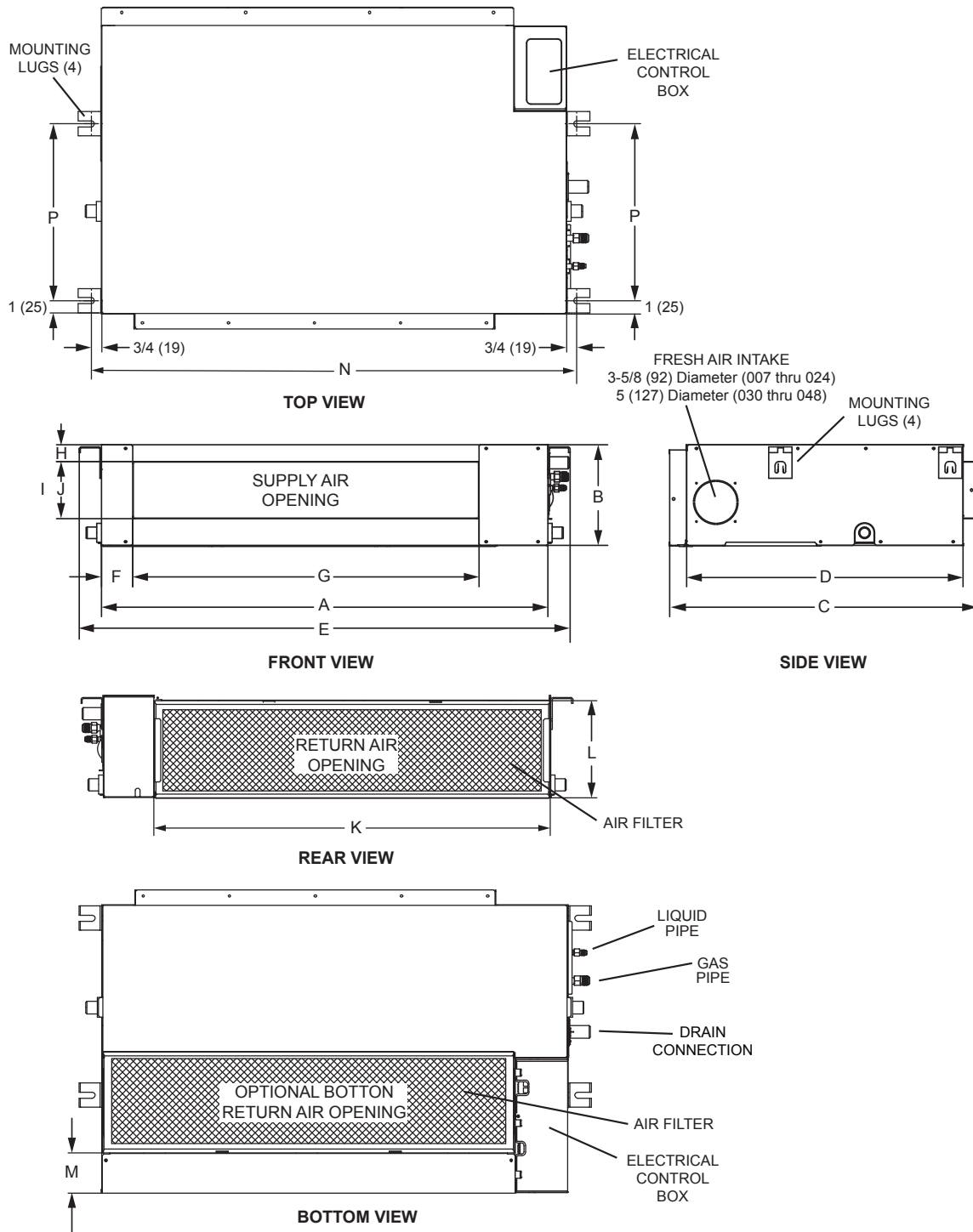
- Cooling Ratings - 95°F outdoor air temperature and 80°F db/67°F wb entering indoor coil air.

- Heating Ratings - 47°F db/43°F wb outdoor air temperature and 70°F db entering indoor coil air.

² HACR type circuit breaker or fuse.

³ Refer to National or Canadian Electrical Code manual to determine wire, fuse and disconnect size requirements.

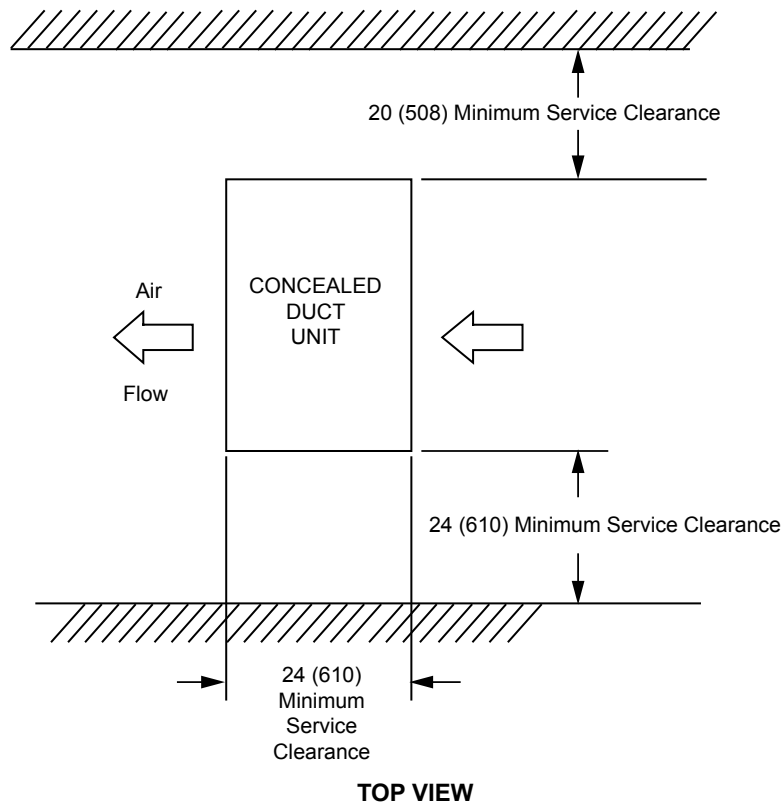
DIMENSIONS - INCHES (MM)



Size	A		B		C		D		E		F		G		H	
	in.	mm	in.	mm	in.	mm	in.	mm	in.	mm	in.	mm	in.	mm	in.	mm
007 thru 012	27-5/8	702	8-1/4	210	25	635	22-1/2	572	31-1/8	791	2-5/8	67	19-1/2	495	1-3/8	35
015 thru 018	36-1/4	921	8-1/4	210	25	635	22-1/2	572	39-3/4	1010	2-5/8	67	28	711	1-3/8	35
024	36-1/4	921	10-5/8	270	25	635	22-1/2	572	39-3/4	1010	2-5/8	67	28	711	1-3/8	35
030 thru 036	44-7/8	1140	10-5/8	270	30-1/2	775	28	711	48-1/2	1232	2-5/8	67	36-3/4	933	1-3/8	35
048	47-1/4	1200	11-7/8	302	34-1/8	867	31-1/2	800	50-3/4	1289	3-1/8	79	38-1/8	968	1-1/2	38

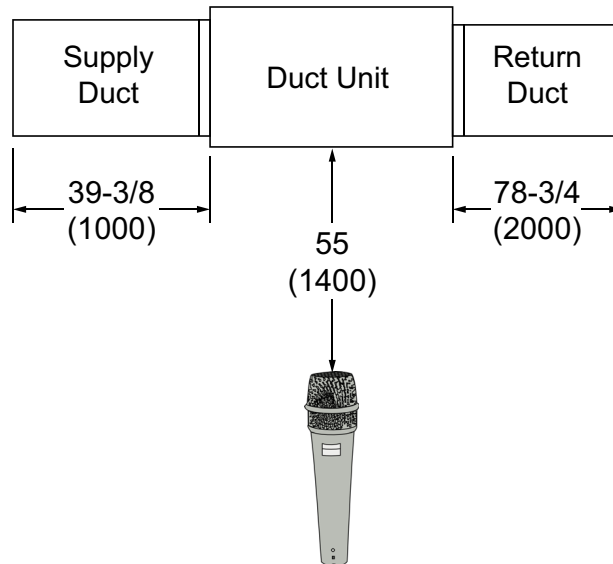
Size	J		K		L		M		N		P	
	in.	mm	in.	mm	in.	mm	in.	mm	in.	mm	in.	mm
007 thru 012	4-5/8	117	23-1/2	597	7-7/8	200	3-1/8	79	29-1/8	740	13-3/4	349
015 thru 018	4-5/8	117	32	813	7-7/8	200	3-1/8	79	37-3/4	959	13-3/4	349
024	7	178	32	813	10-1/4	260	3/4	19	37-3/4	959	13-3/4	349
030 thru 036	7	178	40-3/4	1035	10-1/4	260	3/4	19	46-1/2	1181	19-1/4	489
048	8	203	43	1092	11-3/8	289	1-3/4	44	48-7/8	1241	19-5/8	498

INSTALLATION CLEARANCES



SOUND DATA

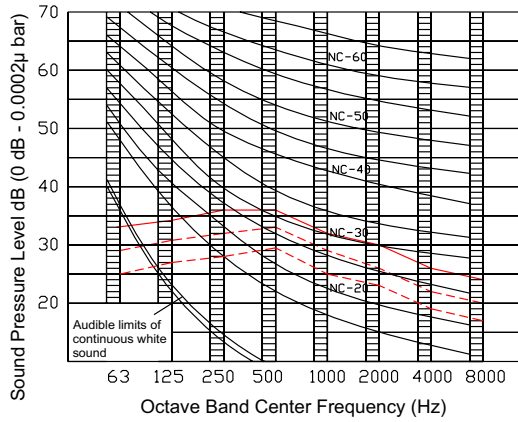
SOUND LEVELS



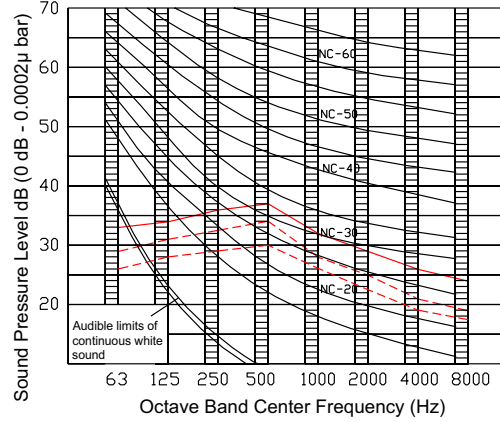
Model No.	Sound Rating Number (dBA)		
	Low	Medium	High
VMDA007S4	29	32	35
VMDA009S4	29	32	35
VMDA012S4	30	33	36
VMDA015S4	30	34	37
VMDA018S4	30	34	37
VMDA024S4	32	37	40
VMDA030S4	34	40	43
VMDA036S4	40	42	46
VMDA048S4	40	42	46

OCTAVE BAND LEVELS

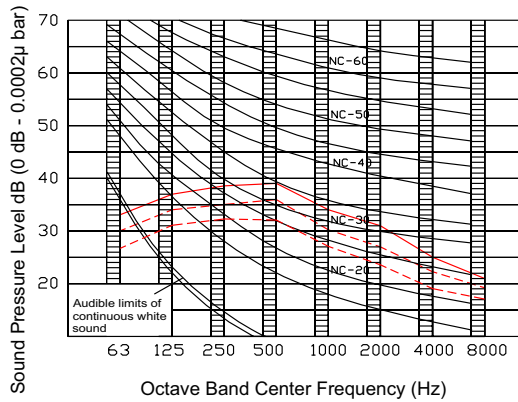
VMDA0007S4, VMDA009S4



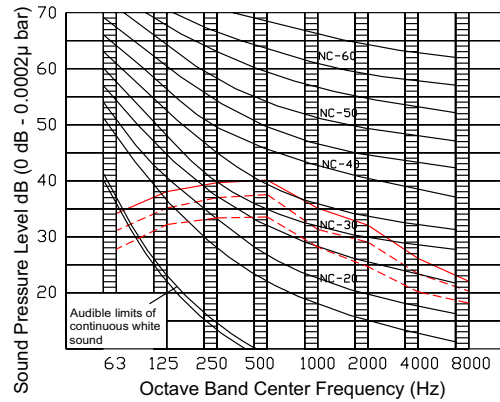
VMDA012S4



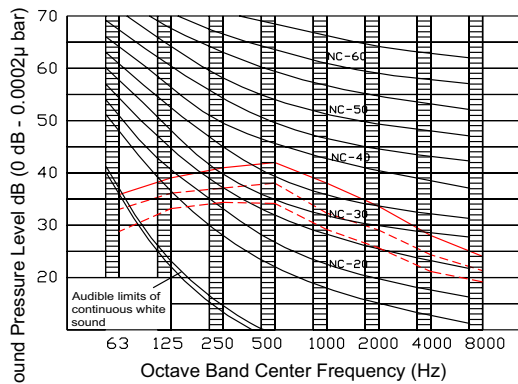
VMDA015S4, VMDA018S4



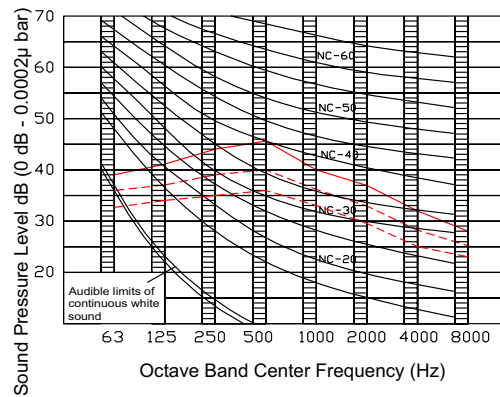
VMDA024S4



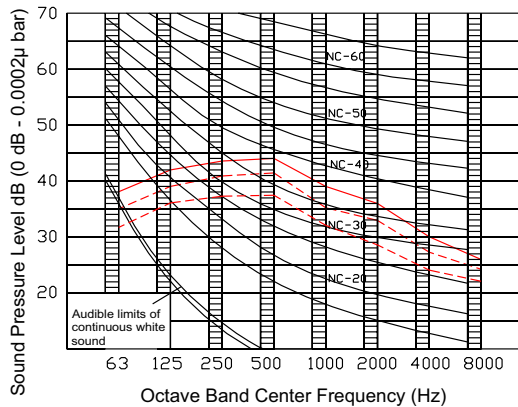
VMDA030S4



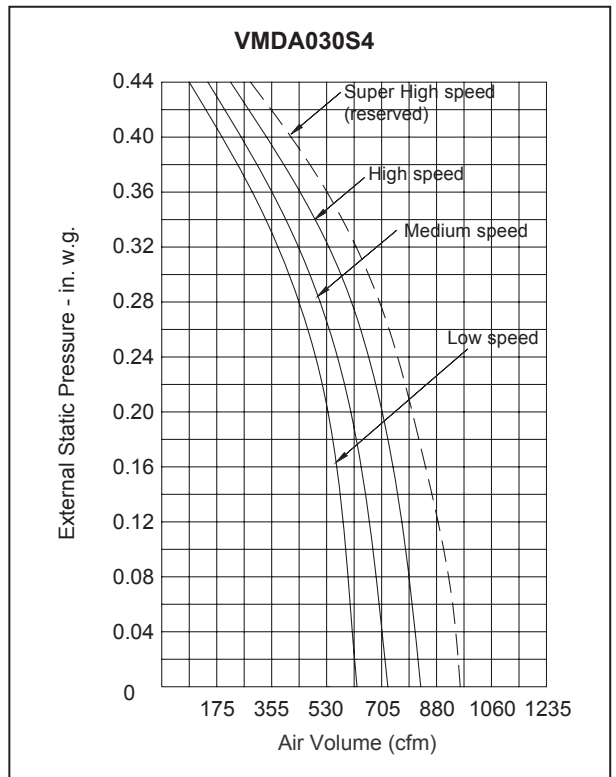
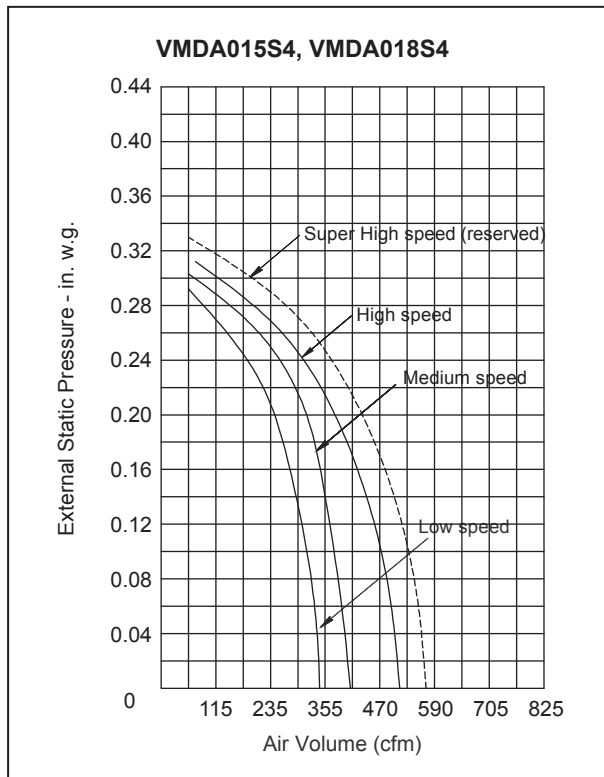
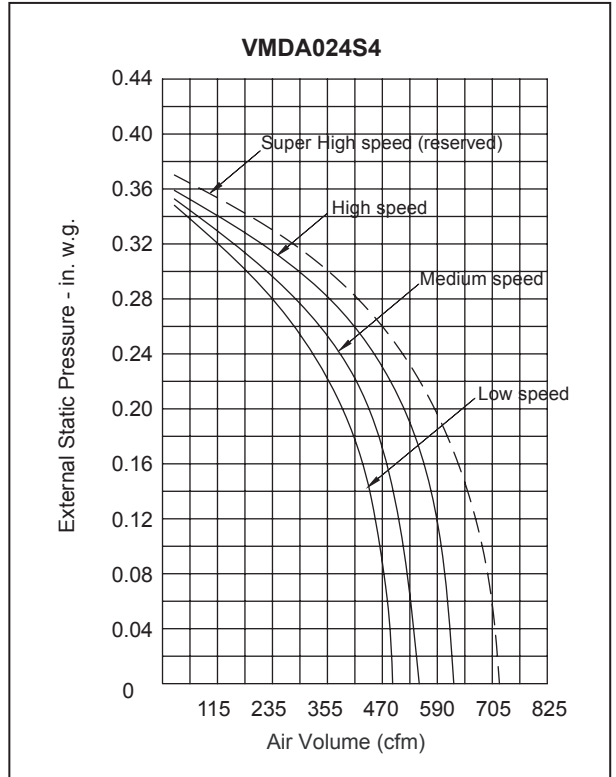
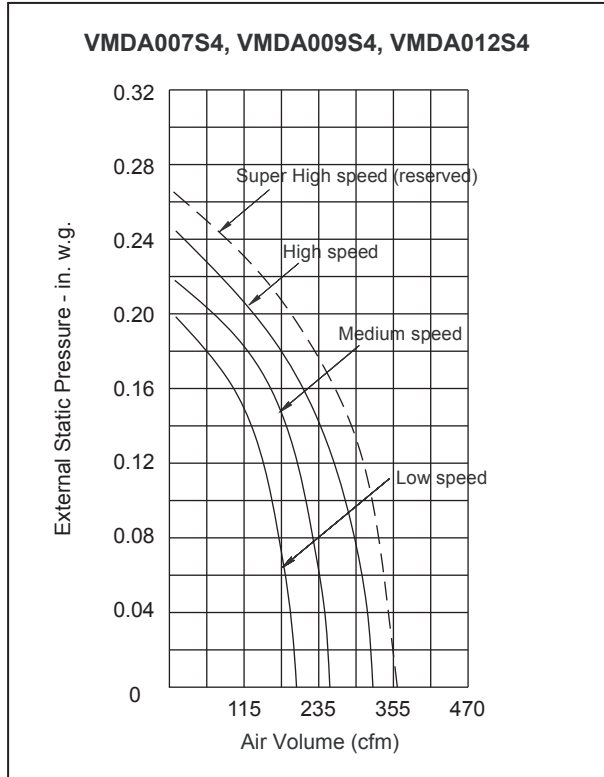
VMDA036S4



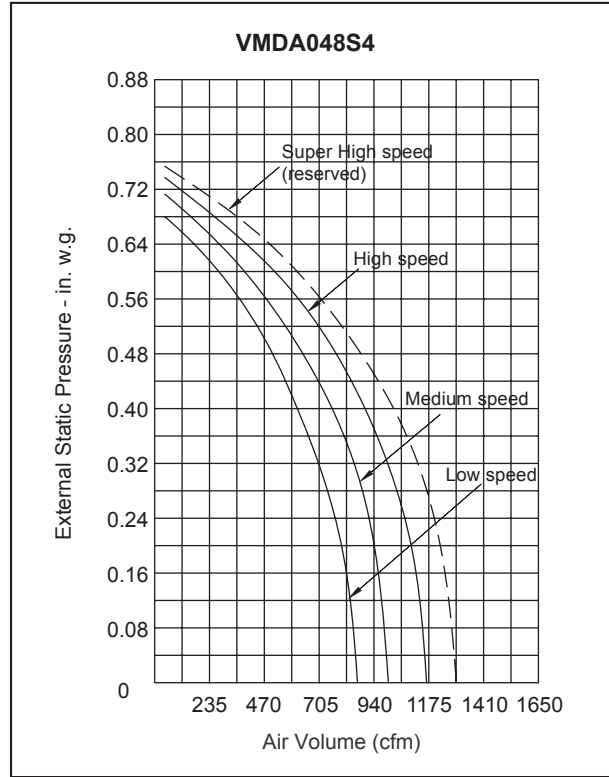
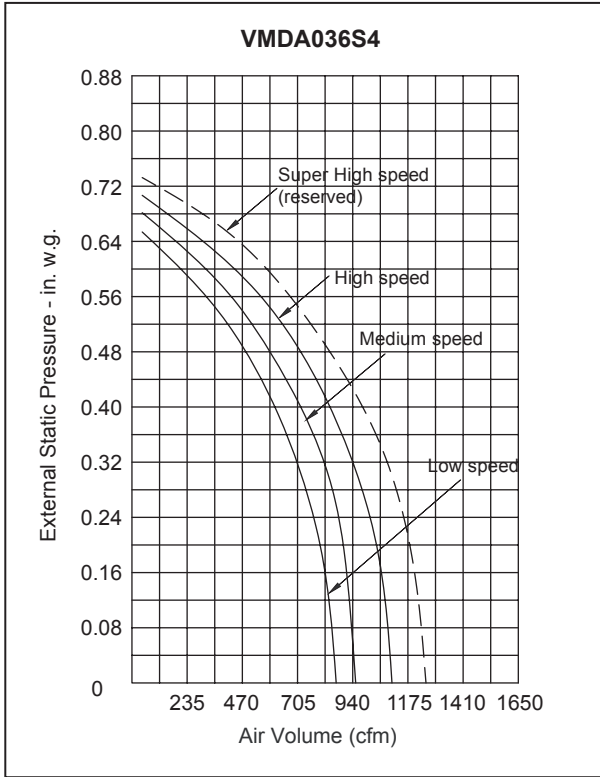
VMDA048S4



BLOWER DATA



BLOWER DATA



COOLING CAPACITY

Size	Outdoor Temperature °F (Dry Bulb)	Indoor Temperature - °F (Dry Bulb / Wet Bulb)											
		67 / 57		71 / 60		75 / 63		80 / 67		85 / 71		90 / 75	
		Total	Sensible	Total	Sensible	Total	Sensible	Total	Sensible	Total	Sensible	Total	Sensible
		MBH	MBH	MBH	MBH	MBH	MBH	MBH	MBH	MBH	MBH	MBH	MBH
007	50	4.11	3.31	4.98	4.01	5.84	4.70	7.00	5.64	8.16	6.57	8.34	6.72
	55	4.11	3.31	4.98	4.01	5.84	4.70	7.00	5.64	8.14	6.55	8.21	6.61
	60	4.11	3.31	4.98	4.01	5.84	4.70	7.00	5.64	8.01	6.45	8.07	6.50
	65	4.11	3.31	4.98	4.01	5.84	4.70	7.00	5.64	7.87	6.34	7.94	6.39
	70	4.11	3.31	4.98	4.01	5.84	4.70	7.00	5.64	7.74	6.23	7.81	6.28
	75	4.11	3.31	4.98	4.01	5.84	4.70	7.00	5.64	7.60	6.12	7.67	6.18
	80	4.11	3.31	4.98	4.01	5.84	4.70	7.00	5.64	7.47	6.01	7.54	6.07
	85	4.11	3.31	4.98	4.01	5.84	4.70	7.00	5.64	7.34	5.91	7.40	5.96
	90	4.11	3.31	4.98	4.01	5.84	4.70	7.00	5.64	7.20	5.80	7.27	5.85
	95	4.11	3.31	4.98	4.01	5.84	4.70	7.00	5.64	7.07	5.69	7.13	5.74
	100	4.11	3.31	4.98	4.01	5.84	4.70	6.87	5.53	6.93	5.58	7.00	5.63
	105	4.11	3.31	4.98	4.01	5.84	4.70	6.73	5.42	6.78	5.46	6.79	5.46
110	4.11	3.31	4.98	4.01	5.84	4.70	6.33	5.09	6.48	5.22	6.58	5.29	
115	4.11	3.31	4.76	3.83	4.88	3.93	5.03	4.05	5.19	4.18	5.34	4.30	
009	50	5.28	4.14	6.40	5.02	7.51	5.89	9.00	7.06	10.49	8.22	10.73	8.41
	55	5.28	4.14	6.40	5.02	7.51	5.89	9.00	7.06	10.47	8.21	10.55	8.27
	60	5.28	4.14	6.40	5.02	7.51	5.89	9.00	7.06	10.30	8.07	10.38	8.14
	65	5.28	4.14	6.40	5.02	7.51	5.89	9.00	7.06	10.12	7.94	10.21	8.00
	70	5.28	4.14	6.40	5.02	7.51	5.89	9.00	7.06	9.95	7.80	10.04	7.87
	75	5.28	4.14	6.40	5.02	7.51	5.89	9.00	7.06	9.78	7.67	9.86	7.73
	80	5.28	4.14	6.40	5.02	7.51	5.89	9.00	7.06	9.60	7.53	9.69	7.60
	85	5.28	4.14	6.40	5.02	7.51	5.89	9.00	7.06	9.43	7.39	9.52	7.46
	90	5.28	4.14	6.40	5.02	7.51	5.89	9.00	7.06	9.26	7.26	9.35	7.33
	95	5.28	4.14	6.40	5.02	7.51	5.89	9.00	7.06	9.09	7.12	9.17	7.19
	100	5.28	4.14	6.40	5.02	7.51	5.89	8.83	6.92	8.91	6.99	8.99	7.05
	105	5.28	4.14	6.40	5.02	7.51	5.89	8.65	6.79	8.71	6.83	8.72	6.84
110	5.28	4.14	6.40	5.02	7.51	5.89	8.14	6.38	8.34	6.54	8.46	6.63	
115	5.28	4.14	6.12	4.80	6.27	4.92	6.47	5.07	6.67	5.23	6.87	5.39	
012	50	7.04	5.56	8.53	6.74	10.02	7.91	12.00	9.48	13.98	11.05	14.30	11.30
	55	7.04	5.56	8.53	6.74	10.02	7.91	12.00	9.48	13.96	11.03	14.07	11.12
	60	7.04	5.56	8.53	6.74	10.02	7.91	12.00	9.48	13.73	10.84	13.84	10.94
	65	7.04	5.56	8.53	6.74	10.02	7.91	12.00	9.48	13.50	10.66	13.61	10.75
	70	7.04	5.56	8.53	6.74	10.02	7.91	12.00	9.48	13.27	10.48	13.38	10.57
	75	7.04	5.56	8.53	6.74	10.02	7.91	12.00	9.48	13.04	10.30	13.15	10.39
	80	7.04	5.56	8.53	6.74	10.02	7.91	12.00	9.48	12.81	10.12	12.92	10.21
	85	7.04	5.56	8.53	6.74	10.02	7.91	12.00	9.48	12.58	9.93	12.69	10.03
	90	7.04	5.56	8.53	6.74	10.02	7.91	12.00	9.48	12.35	9.75	12.46	9.84
	95	7.04	5.56	8.53	6.74	10.02	7.91	12.00	9.48	12.12	9.57	12.23	9.66
	100	7.04	5.56	8.53	6.74	10.02	7.91	11.77	9.30	11.89	9.39	11.99	9.47
	105	7.04	5.56	8.53	6.74	10.02	7.91	11.54	9.12	11.62	9.18	11.63	9.19
110	7.04	5.56	8.53	6.74	10.02	7.91	10.85	8.57	11.12	8.78	11.27	8.91	
115	7.04	5.56	8.16	6.45	8.36	6.60	8.63	6.82	8.89	7.03	9.16	7.24	
015	50	8.80	7.00	10.66	8.48	12.52	9.95	15.00	11.93	17.48	13.90	17.88	14.21
	55	8.80	7.00	10.66	8.48	12.52	9.95	15.00	11.93	17.45	13.87	17.59	13.98
	60	8.80	7.00	10.66	8.48	12.52	9.95	15.00	11.93	17.16	13.64	17.30	13.76
	65	8.80	7.00	10.66	8.48	12.52	9.95	15.00	11.93	16.87	13.41	17.02	13.53
	70	8.80	7.00	10.66	8.48	12.52	9.95	15.00	11.93	16.58	13.18	16.73	13.30
	75	8.80	7.00	10.66	8.48	12.52	9.95	15.00	11.93	16.30	12.95	16.44	13.07
	80	8.80	7.00	10.66	8.48	12.52	9.95	15.00	11.93	16.01	12.73	16.15	12.84
	85	8.80	7.00	10.66	8.48	12.52	9.95	15.00	11.93	15.72	12.50	15.86	12.61
	90	8.80	7.00	10.66	8.48	12.52	9.95	15.00	11.93	15.43	12.27	15.58	12.38
	95	8.80	7.00	10.66	8.48	12.52	9.95	15.00	11.93	15.14	12.04	15.29	12.15
	100	8.80	7.00	10.66	8.48	12.52	9.95	14.71	11.70	14.86	11.81	14.99	11.92
	105	8.80	7.00	10.66	8.48	12.52	9.95	14.42	11.47	14.52	11.54	14.54	11.56
110	8.80	7.00	10.66	8.48	12.52	9.95	13.56	10.78	13.90	11.05	14.09	11.20	
115	8.80	7.00	10.20	8.11	10.45	8.31	10.78	8.57	11.12	8.84	11.45	9.10	

NOTE - MBH = 1000 BTUs per hour.

COOLING CAPACITY

Size	Outdoor Temperature °F (Dry Bulb)	Indoor Temperature - °F (Dry Bulb / Wet Bulb)											
		67 / 57		71 / 60		75 / 63		80 / 67		85 / 71		90 / 75	
		Total	Sensible	Total	Sensible	Total	Sensible	Total	Sensible	Total	Sensible	Total	Sensible
		MBH	MBH	MBH	MBH	MBH	MBH	MBH	MBH	MBH	MBH	MBH	MBH
018	50	11.15	8.97	13.50	10.87	15.86	12.77	19.00	15.30	22.14	17.82	22.65	18.23
	55	11.15	8.97	13.50	10.87	15.86	12.77	19.00	15.30	22.10	17.79	22.28	17.94
	60	11.15	8.97	13.50	10.87	15.86	12.77	19.00	15.30	21.73	17.50	21.92	17.64
	65	11.15	8.97	13.50	10.87	15.86	12.77	19.00	15.30	21.37	17.20	21.55	17.35
	70	11.15	8.97	13.50	10.87	15.86	12.77	19.00	15.30	21.01	16.91	21.19	17.06
	75	11.15	8.97	13.50	10.87	15.86	12.77	19.00	15.30	20.64	16.62	20.82	16.76
	80	11.15	8.97	13.50	10.87	15.86	12.77	19.00	15.30	20.28	16.32	20.46	16.47
	85	11.15	8.97	13.50	10.87	15.86	12.77	19.00	15.30	19.91	16.03	20.09	16.18
	90	11.15	8.97	13.50	10.87	15.86	12.77	19.00	15.30	19.55	15.74	19.73	15.88
	95	11.15	8.97	13.50	10.87	15.86	12.77	19.00	15.30	19.18	15.44	19.37	15.59
	100	11.15	8.97	13.50	10.87	15.86	12.77	18.64	15.00	18.82	15.15	18.99	15.29
	105	11.15	8.97	13.50	10.87	15.86	12.77	18.27	14.71	18.39	14.81	18.42	14.83
110	11.15	8.97	13.50	10.87	15.86	12.77	17.18	13.83	17.60	14.17	17.85	14.37	
115	11.15	8.97	12.92	10.40	13.24	10.66	13.66	11.00	14.08	11.34	14.50	11.68	
024	50	14.08	11.29	17.06	13.68	20.03	16.07	24.00	19.25	27.97	22.43	28.61	22.94
	55	14.08	11.29	17.06	13.68	20.03	16.07	24.00	19.25	27.91	22.39	28.15	22.57
	60	14.08	11.29	17.06	13.68	20.03	16.07	24.00	19.25	27.45	22.02	27.68	22.20
	65	14.08	11.29	17.06	13.68	20.03	16.07	24.00	19.25	26.99	21.65	27.22	21.83
	70	14.08	11.29	17.06	13.68	20.03	16.07	24.00	19.25	26.53	21.28	26.76	21.46
	75	14.08	11.29	17.06	13.68	20.03	16.07	24.00	19.25	26.07	20.91	26.30	21.10
	80	14.08	11.29	17.06	13.68	20.03	16.07	24.00	19.25	25.61	20.54	25.84	20.73
	85	14.08	11.29	17.06	13.68	20.03	16.07	24.00	19.25	25.15	20.17	25.38	20.36
	90	14.08	11.29	17.06	13.68	20.03	16.07	24.00	19.25	24.69	19.80	24.92	19.99
	95	14.08	11.29	17.06	13.68	20.03	16.07	24.00	19.25	24.23	19.43	24.46	19.62
	100	14.08	11.29	17.06	13.68	20.03	16.07	23.54	18.88	23.77	19.06	23.99	19.24
	105	14.08	11.29	17.06	13.68	20.03	16.07	23.08	18.51	23.23	18.63	23.27	18.66
110	14.08	11.29	17.06	13.68	20.03	16.07	21.70	17.40	22.23	17.83	22.55	18.08	
115	14.08	11.29	16.32	13.09	16.72	13.41	17.25	13.84	17.79	14.27	18.32	14.69	
030	50	17.60	13.91	21.32	16.84	25.04	19.78	30.00	23.70	34.96	27.62	35.76	28.25
	55	17.60	13.91	21.32	16.84	25.04	19.78	30.00	23.70	34.89	27.57	35.18	27.79
	60	17.60	13.91	21.32	16.84	25.04	19.78	30.00	23.70	34.32	27.11	34.61	27.34
	65	17.60	13.91	21.32	16.84	25.04	19.78	30.00	23.70	33.74	26.66	34.03	26.88
	70	17.60	13.91	21.32	16.84	25.04	19.78	30.00	23.70	33.17	26.20	33.45	26.43
	75	17.60	13.91	21.32	16.84	25.04	19.78	30.00	23.70	32.59	25.75	32.88	25.97
	80	17.60	13.91	21.32	16.84	25.04	19.78	30.00	23.70	32.02	25.29	32.30	25.52
	85	17.60	13.91	21.32	16.84	25.04	19.78	30.00	23.70	31.44	24.84	31.73	25.07
	90	17.60	13.91	21.32	16.84	25.04	19.78	30.00	23.70	30.86	24.38	31.15	24.61
	95	17.60	13.91	21.32	16.84	25.04	19.78	30.00	23.70	30.29	23.93	30.58	24.16
	100	17.60	13.91	21.32	16.84	25.04	19.78	29.42	23.25	29.71	23.47	29.98	23.69
	105	17.60	13.91	21.32	16.84	25.04	19.78	28.85	22.79	29.04	22.94	29.08	22.98
110	17.60	13.91	21.32	16.84	25.04	19.78	27.12	21.43	27.79	21.95	28.18	22.27	
115	17.60	13.91	20.40	16.12	20.90	16.51	21.57	17.04	22.23	17.57	22.90	18.09	
036	50	22.30	17.95	27.01	21.74	31.72	25.53	38.00	30.59	44.28	35.65	45.29	36.46
	55	22.30	17.95	27.01	21.74	31.72	25.53	38.00	30.59	44.20	35.58	44.56	35.87
	60	22.30	17.95	27.01	21.74	31.72	25.53	38.00	30.59	43.47	34.99	43.83	35.29
	65	22.30	17.95	27.01	21.74	31.72	25.53	38.00	30.59	42.74	34.41	43.11	34.70
	70	22.30	17.95	27.01	21.74	31.72	25.53	38.00	30.59	42.01	33.82	42.38	34.11
	75	22.30	17.95	27.01	21.74	31.72	25.53	38.00	30.59	41.28	33.23	41.65	33.53
	80	22.30	17.95	27.01	21.74	31.72	25.53	38.00	30.59	40.55	32.64	40.92	32.94
	85	22.30	17.95	27.01	21.74	31.72	25.53	38.00	30.59	39.82	32.06	40.19	32.35
	90	22.30	17.95	27.01	21.74	31.72	25.53	38.00	30.59	39.09	31.47	39.46	31.77
	95	22.30	17.95	27.01	21.74	31.72	25.53	38.00	30.59	38.37	30.88	38.73	31.18
	100	22.30	17.95	27.01	21.74	31.72	25.53	37.27	30.00	37.64	30.30	37.98	30.57
	105	22.30	17.95	27.01	21.74	31.72	25.53	36.54	29.42	36.79	29.61	36.84	29.65
110	22.30	17.95	27.01	21.74	31.72	25.53	34.36	27.66	35.20	28.34	35.70	28.74	
115	22.30	17.95	25.84	20.80	26.47	21.31	27.32	21.99	28.16	22.67	29.01	23.35	

NOTE - MBH = 1000 BTUs per hour.

COOLING CAPACITY

Size	Outdoor Temperature °F (Dry Bulb)	Indoor Temperature - °F (Dry Bulb / Wet Bulb)											
		67 / 57		71 / 60		75 / 63		80 / 67		85 / 71		90 / 75	
		Total	Sensible	Total	Sensible	Total	Sensible	Total	Sensible	Total	Sensible	Total	Sensible
		MBH	MBH	MBH	MBH	MBH	MBH	MBH	MBH	MBH	MBH	MBH	MBH
048	50	28.17	22.81	34.12	27.63	40.07	32.45	48.00	38.88	55.93	45.31	57.21	46.34
	55	28.17	22.81	34.12	27.63	40.07	32.45	48.00	38.88	55.83	45.22	56.29	45.60
	60	28.17	22.81	34.12	27.63	40.07	32.45	48.00	38.88	54.91	44.48	55.37	44.85
	65	28.17	22.81	34.12	27.63	40.07	32.45	48.00	38.88	53.99	43.73	54.45	44.10
	70	28.17	22.81	34.12	27.63	40.07	32.45	48.00	38.88	53.07	42.98	53.53	43.36
	75	28.17	22.81	34.12	27.63	40.07	32.45	48.00	38.88	52.15	42.24	52.61	42.61
	80	28.17	22.81	34.12	27.63	40.07	32.45	48.00	38.88	51.22	41.49	51.69	41.87
	85	28.17	22.81	34.12	27.63	40.07	32.45	48.00	38.88	50.30	40.75	50.77	41.12
	90	28.17	22.81	34.12	27.63	40.07	32.45	48.00	38.88	49.38	40.00	49.84	40.37
	95	28.17	22.81	34.12	27.63	40.07	32.45	48.00	38.88	48.46	39.25	48.92	39.63
	100	28.17	22.81	34.12	27.63	40.07	32.45	47.08	38.13	47.54	38.51	47.97	38.86
	105	28.17	22.81	34.12	27.63	40.07	32.45	46.16	37.39	46.47	37.64	46.53	37.69
	110	28.17	22.81	34.12	27.63	40.07	32.45	43.40	35.15	44.46	36.02	45.09	36.53
115	28.17	22.81	32.64	26.44	33.44	27.09	34.51	27.95	35.58	28.82	36.64	29.68	

NOTE - MBH = 1000 BTUs per hour.

HEATING CAPACITY

Size	Outdoor Temperature (°F)		Indoor Temperature - °F (Dry Bulb)					
			61	64	67	70	73	75
	Dry Bulb	Wet Bulb	Total Capacity					
		MBH	MBH	MBH	MBH	MBH	MBH	
007	-3	-4	4.47	4.31	4.14	3.98	3.82	3.71
	2	1	4.90	4.73	4.57	4.41	4.25	4.14
	7	6	5.32	5.16	5.00	4.84	4.67	4.56
	12	10	5.67	5.50	5.34	5.18	5.02	4.91
	17	15	6.09	5.93	5.77	5.61	5.44	5.33
	22	20	6.52	6.36	6.20	6.03	5.87	5.76
	27	24	6.86	6.70	6.54	6.38	6.21	6.10
	32	29	7.29	7.13	6.97	6.80	6.64	6.53
	37	34	7.72	7.56	7.39	7.23	7.07	6.96
	42	38	8.06	7.90	7.74	7.57	7.41	7.07
	47	43	8.49	8.33	8.16	8.00	7.44	7.07
	52	47	8.83	8.67	8.51	8.00	7.44	7.07
57	52	9.26	9.10	8.56	8.00	7.44	7.07	
009	-3	-4	6.09	5.87	5.65	5.42	5.20	5.05
	2	1	6.67	6.45	6.23	6.01	5.78	5.64
	7	6	7.25	7.03	6.81	6.59	6.37	6.22
	12	10	7.72	7.50	7.28	7.06	6.83	6.69
	17	15	8.30	8.08	7.86	7.64	7.42	7.27
	22	20	8.89	8.66	8.44	8.22	8.00	7.85
	27	24	9.35	9.13	8.91	8.69	8.47	8.32
	32	29	9.94	9.71	9.49	9.27	9.05	8.90
	37	34	10.52	10.30	10.08	9.85	9.63	9.48
	42	38	10.98	10.76	10.54	10.32	10.10	9.63
	47	43	11.57	11.35	11.12	10.90	10.14	9.63
	52	47	12.03	11.81	11.59	10.90	10.14	9.63
57	52	12.62	12.40	11.66	10.90	10.14	9.63	
012	-3	-4	6.94	6.66	6.38	6.11	5.83	5.65
	2	1	7.74	7.46	7.18	6.91	6.63	6.44
	7	6	8.53	8.26	7.98	7.70	7.43	7.24
	12	10	9.17	8.89	8.62	8.34	8.06	7.88
	17	15	9.97	9.69	9.41	9.14	8.86	8.68
	22	20	10.77	10.49	10.21	9.94	9.66	9.47
	27	24	11.40	11.13	10.85	10.57	10.30	10.11
	32	29	12.20	11.92	11.65	11.37	11.09	10.91
	37	34	13.00	12.72	12.44	12.17	11.89	11.71
	42	38	13.64	13.36	13.08	12.81	12.53	12.02
	47	43	14.43	14.16	13.88	13.60	12.65	12.02
	52	47	15.07	14.79	14.52	13.60	12.65	12.02
57	52	15.87	15.50	14.55	13.60	12.65	12.02	
015	-3	-4	9.50	9.15	8.80	8.46	8.11	7.88
	2	1	10.41	10.06	9.71	9.37	9.02	8.79
	7	6	11.31	10.97	10.62	10.28	9.93	9.70
	12	10	12.04	11.70	11.35	11.00	10.66	10.43
	17	15	12.95	12.61	12.26	11.91	11.57	11.34
	22	20	13.86	13.51	13.17	12.82	12.48	12.25
	27	24	14.59	14.24	13.90	13.55	13.20	12.97
	32	29	15.50	15.15	14.80	14.46	14.11	13.88
	37	34	16.41	16.06	15.71	15.37	15.02	14.79
	42	38	17.13	16.79	16.44	16.09	15.75	15.02
	47	43	18.04	17.70	17.35	17.00	15.81	15.02
	52	47	18.77	18.42	18.08	17.00	15.81	15.02
57	52	19.68	19.33	18.19	17.00	15.81	15.02	

NOTE - MBH = 1000 BTUs per hour.

HEATING CAPACITY

Size	Outdoor Temperature (°F)		Indoor Temperature - °F (Dry Bulb)					
			61	64	67	70	73	75
	Dry Bulb	Wet Bulb	Total Capacity					
		MBH	MBH	MBH	MBH	MBH	MBH	
018	-3	-4	11.73	11.30	10.88	10.45	10.02	9.74
	2	1	12.85	12.43	12.00	11.57	11.14	10.86
	7	6	13.98	13.55	13.12	12.70	12.27	11.98
	12	10	14.88	14.45	14.02	13.59	13.17	12.88
	17	15	16.00	15.57	15.14	14.72	14.29	14.00
	22	20	17.12	16.69	16.27	15.84	15.41	15.13
	27	24	18.02	17.59	17.16	16.74	16.31	16.03
	32	29	19.14	18.72	18.29	17.86	17.43	17.15
	37	34	20.27	19.84	19.41	18.98	18.56	18.27
	42	38	21.16	20.74	20.31	19.88	19.45	18.56
	47	43	22.29	21.86	21.43	21.00	19.53	18.56
	52	47	23.18	22.76	22.33	21.00	19.53	18.56
57	52	24.31	23.88	22.47	21.00	19.53	18.56	
024	-3	-4	15.54	14.99	14.44	13.89	13.34	12.98
	2	1	16.87	16.32	15.77	15.22	14.67	14.30
	7	6	18.21	17.66	17.11	16.56	16.01	15.65
	12	10	19.30	18.75	18.20	17.65	17.10	16.73
	17	15	20.67	20.12	19.57	19.02	18.47	18.11
	22	20	22.06	21.51	20.97	20.42	19.87	19.50
	27	24	23.19	22.64	22.09	21.54	20.99	20.63
	32	29	24.61	24.07	23.52	22.97	22.42	22.05
	37	34	26.06	25.51	24.96	24.41	23.86	23.49
	42	38	27.22	26.67	26.12	25.57	25.03	23.86
	47	43	28.70	28.15	27.60	27.00	25.12	23.86
	52	47	29.89	29.34	28.79	27.00	25.12	23.86
57	52	31.39	30.77	28.88	27.00	25.12	23.86	
030	-3	-4	17.72	17.03	16.34	15.65	14.95	14.49
	2	1	19.68	18.98	18.29	17.60	16.91	16.45
	7	6	21.63	20.94	20.25	19.55	18.86	18.40
	12	10	23.19	22.50	21.81	21.12	20.42	19.96
	17	15	25.14	24.45	23.76	23.07	22.38	21.92
	22	20	27.10	26.41	25.71	25.02	24.33	23.87
	27	24	28.66	27.97	27.28	26.59	25.89	25.43
	32	29	30.61	29.92	29.23	28.54	27.85	27.39
	37	34	32.57	31.88	31.18	30.49	29.80	29.34
	42	38	34.13	33.44	32.75	32.05	31.36	30.05
	47	43	36.08	35.39	34.70	34.00	31.63	30.05
	52	47	37.65	36.95	36.26	34.00	31.63	30.05
57	52	39.60	38.74	36.37	34.00	31.63	30.05	
036	-3	-4	21.43	20.57	19.72	18.86	18.01	17.44
	2	1	23.89	23.03	22.18	21.32	20.47	19.90
	7	6	26.35	25.50	24.64	23.79	22.93	22.36
	12	10	28.32	27.47	26.61	25.76	24.90	24.33
	17	15	30.78	29.93	29.07	28.22	27.36	26.80
	22	20	33.25	32.39	31.54	30.68	29.83	29.26
	27	24	35.22	34.36	33.51	32.65	31.80	31.23
	32	29	37.68	36.82	35.97	35.11	34.26	33.69
	37	34	40.14	39.29	38.43	37.58	36.72	36.15
	42	38	42.11	41.26	40.40	39.55	38.69	37.12
	47	43	44.57	43.72	42.86	42.00	39.07	37.12
	52	47	46.54	45.69	44.83	42.00	39.07	37.12
57	52	49.01	47.86	44.93	42.00	39.07	37.12	

NOTE - MBH = 1000 BTUs per hour.

HEATING CAPACITY

Size	Outdoor Temperature (°F)		Indoor Temperature - °F (Dry Bulb)					
			61	64	67	70	73	75
	Dry Bulb	Wet Bulb	Total Capacity					
			MBH	MBH	MBH	MBH	MBH	MBH
048	-3	-4	30.34	29.24	28.15	27.05	25.95	25.21
	2	1	33.21	32.11	31.01	29.92	28.82	28.08
	7	6	36.08	34.98	33.88	32.78	31.68	30.95
	12	10	38.38	37.28	36.18	35.08	33.98	33.25
	17	15	41.24	40.15	39.05	37.95	36.85	36.12
	22	20	44.11	43.01	41.91	40.82	39.72	38.98
	27	24	46.41	45.31	44.21	43.11	42.01	41.28
	32	29	49.28	48.18	47.08	45.98	44.88	44.15
	37	34	52.14	51.05	49.95	48.85	47.75	47.02
	42	38	54.44	53.34	52.24	51.14	50.04	47.72
	47	43	57.31	56.21	55.11	54.00	50.23	47.72
	52	47	59.60	58.50	57.41	54.00	50.23	47.72
57	52	62.47	61.37	57.77	54.00	50.23	47.72	

NOTE - MBH = 1000 BTUs per hour.



Visit us at www.lennox.com

For the latest technical information, www.lennoxcommercial.com

Contact us at 1-800-4-LENNOX



NOTE - Due to Lennox' ongoing commitment to quality, Specifications, Ratings and Dimensions subject to change without notice and without incurring liability. Improper installation, adjustment, alteration, service or maintenance can cause property damage or personal injury. Installation and service must be performed by a qualified installer and servicing agency.

©2014 Lennox Industries, Inc.