



**CAC12 MULTI-POSITION
CLEAN AIR CASE**

CAC12

Bulletin #210118

April 1997

#480190 Supersedes July 1992



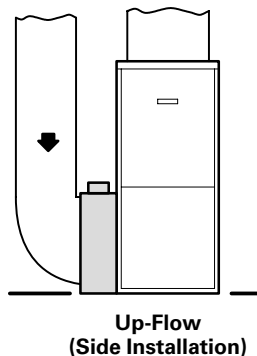
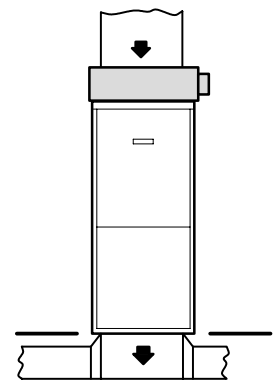
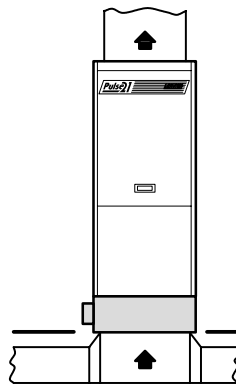
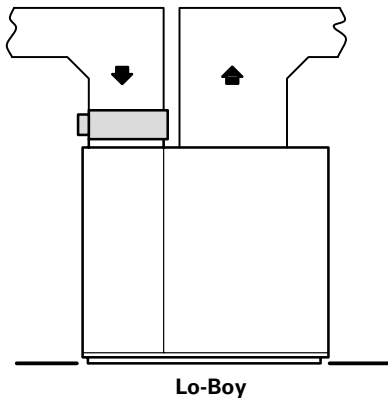
The CAC12 multi-position clean air case is available for installation in the return air side of all types of central units and easily adapts to up-flow, lo-boy, down-flow or horizontal unit applications. Compact cabinet can be installed in the vertical or horizontal position and is strong enough to support the weight of most up-flow furnaces. A choice of optional filters is available. Must be ordered extra. See Specifications table. Air flow direction thru the cabinet can be changed by re-positioning the filter. Arrows on filter indicate air flow direction. Cabinet is designed to accept EAC12 electronic air cleaner components and can be easily updated at any future time.

Thin profile design allows installation in minimum space. Cabinet can be installed in vertical or horizontal position. One-piece cabinet is constructed of heavy gauge cold rolled steel with a durable baked epoxy powder coating paint finish. Predrilled mounting holes and bendable tabs simplify flush mounting to unit or ductwork. Access door allows quick and easy replacement of filter.

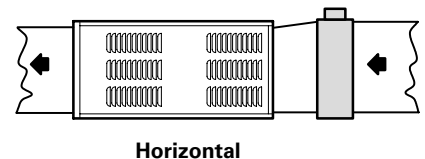
Optional high efficiency air filter effectively removes up to 5 times more dirt and contaminants than conventional furnace filters. Disposable filter with specially pleated non-woven cotton fiber provides a large surface area allowing maximum dirt holding capacities with minimum air resistance. Because of its radial pleating and omni-directional fiber design, it will outlast and outperform standard filters by trapping a wide range of particles that ordinary filters cannot retain. Constant blower operation will achieve the best air cleaning results. This will cause temperatures to remain balanced throughout the conditioned area, and a continual flow of dirt laden air to be cleaned by the air filter.

Cabinet is also designed to accept optional standard one inch filter. Separate filter rails are provided in cabinet for ease of installation.

Clean Air Case is shipped completely factory assembled and ready for easy installation. Optional high efficiency air filter is tested according to ASHRAE Standard test procedures #52-76.



NOTE — Due to flue location on down-flow furnaces, front of air cleaner (with controls and access panel) must be installed to side or rear of furnace cabinet. If installed in a confined space, service clearance may be restricted.



SPECIFICATIONS

Model No.	CAC12
Air volume range – cfm (L/s)	600 – 2000 (285 – 945)
*Optional High Efficiency Filter Size – in. (mm) H x W x D	(1) 20 x 26-1/4 x 4 (508 x 616 x 102) (97H99)
†High Efficiency Filter – Efficiency Rating	25% to 35%
*Optional Standard Filter Size – in. (mm) H x W x D	(1) 20 x 25 x 1 (508 x 635 x 25)
Shipping weight – lbs. (kg)	18 (8)
No. of packages in shipment	1

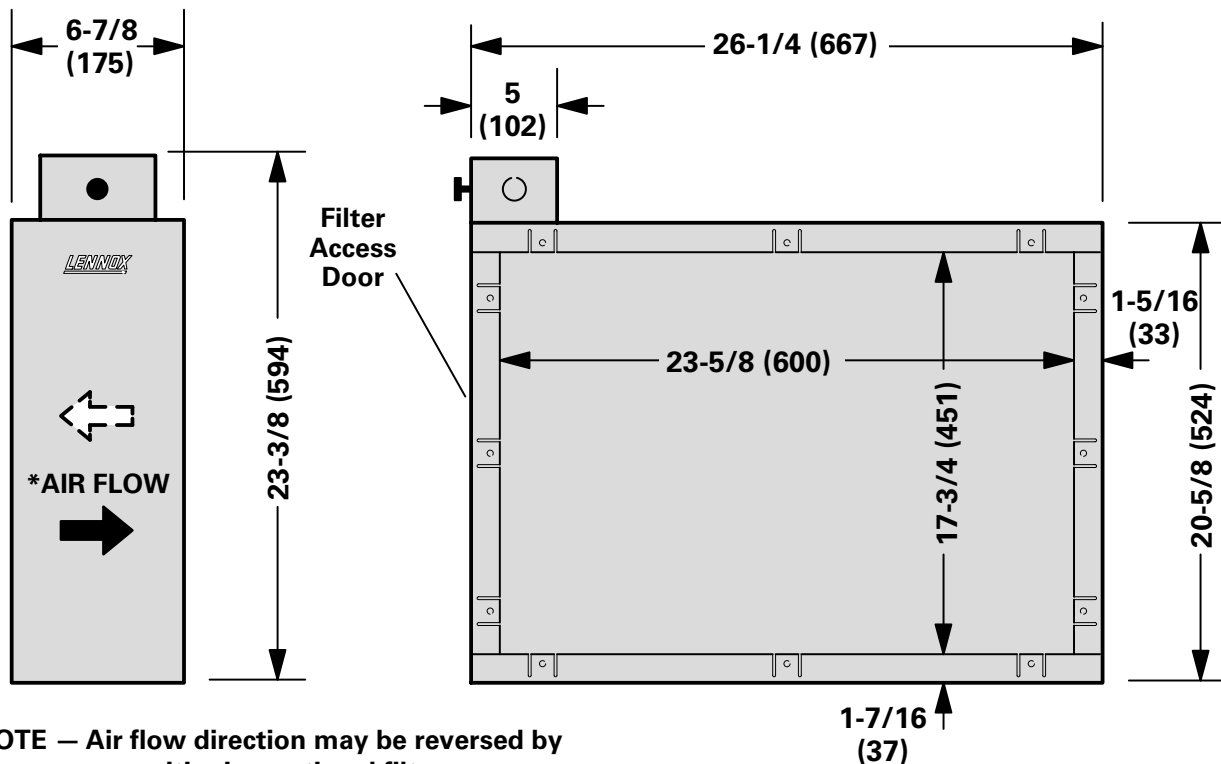
* Filters are not furnished and must be ordered extra.
 † Based on ASHRAE Standard 52-76 Test Method.

AIR RESISTANCE – Optional 4 Inch Filter

Air Volume		Total Resistance	
cfm	L/s	in. wg.	Pa
600	285	.03	7
800	380	.06	15
1000	470	.08	20
1200	565	.12	30
1400	660	.15	37
1600	755	.17	42
1800	850	.19	47
2000	945	.22	55

NOTE – Standard central system filter is removed and not included in table.

DIMENSIONS – inches (mm)



*NOTE – Air flow direction may be reversed by re-positioning optional filter.