

LENNOX®

ENGINEERING DATA



CERTIFICATION APPLIES ONLY WHEN THE COMPLETE SYSTEM IS LISTED WITH AHRI

HEAT PUMP OUTDOOR UNITS

HPXA19

DAVE LENNOX SIGNATURE™ COLLECTION WITH SILENTCOMFORT™ TECHNOLOGY

Two-Stage Compressor

SEER - up to 18.60

2 to 5 Tons

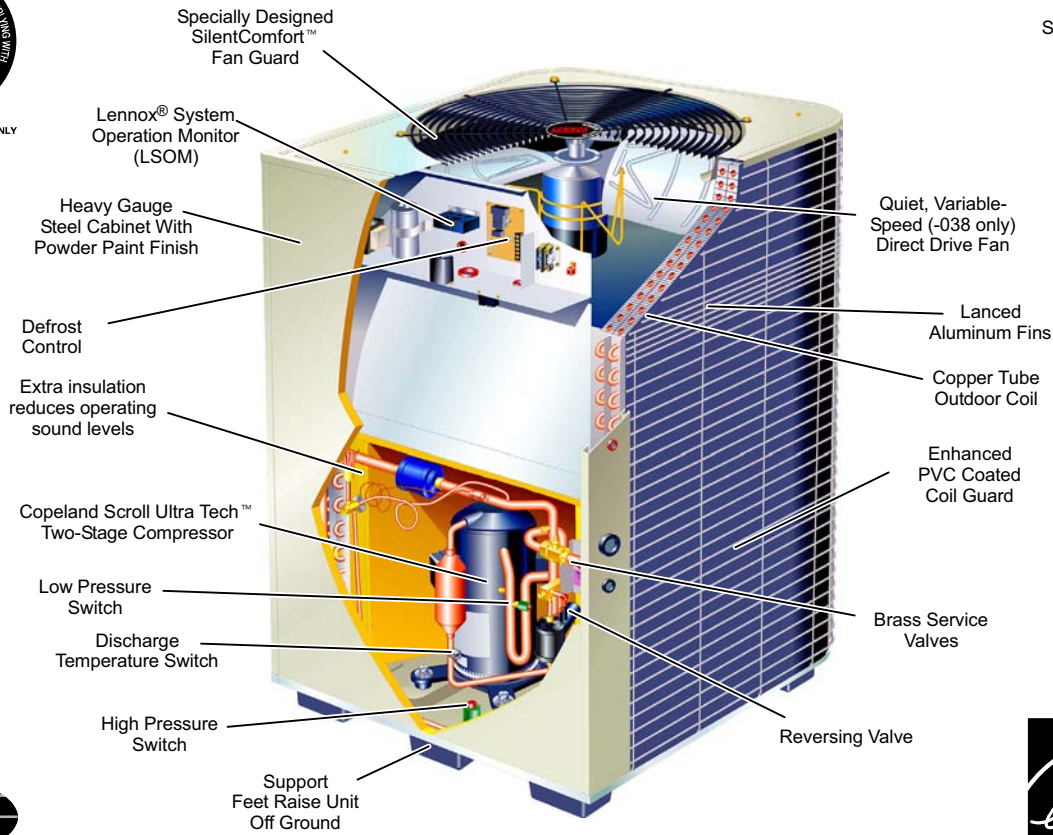
Cooling Capacity - 25,000 to 59,000 Btuh

Heating Capacity - 22,000 to 54,000 Btuh

Bulletin No. 210379

January 2005

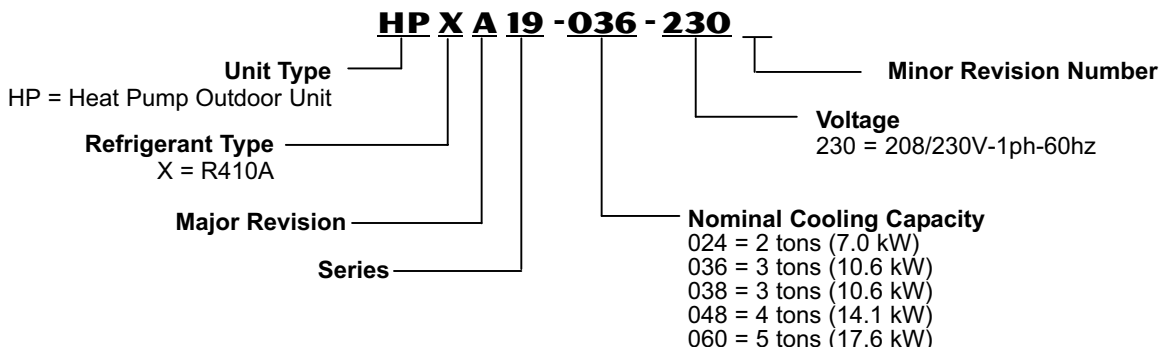
Supersedes June 2003



REGISTERED QUALITY SYSTEMS



MODEL NUMBER IDENTIFICATION



Visit us at www.lennox.com
For the latest technical information, www.davenet.com

NOTE - Due to Lennox' ongoing commitment to quality, Specifications, Ratings and Dimensions subject to change without notice and without incurring liability. Improper installation, adjustment, alteration, service or maintenance can cause property damage or personal injury. Installation and service must be performed by a qualified installer and servicing agency.

©2005 Lennox Industries Inc.

FEATURES

TABLE OF CONTENTS

ARI Ratings	Pages 7-12
Dimensions	Page 6
Electrical Data	Page 5
Expanded Rating Tables (Electronic Only)	Pages 13-114
Features	Pages 2-4
Field Wiring	Page 6
Installation Clearances	Page 6
Model Number Identification	Page 1
Outdoor Sound Data	Page 4
Specifications	Page 5

WARRANTY

Compressor - limited warranty for ten years in residential installations, five years in non-residential installations.

All other covered components - limited warranty for five years in residential installations, one year in non-residential installations. Refer to Lennox Equipment Limited Warranty certificate included with unit for specific details.

APPLICATION

SEER up to 18.60.

Heating COP up to 3.78.

HSPF (Region IV) up to 9.35.

Sound levels as low as 70 dB.

2 through 5 ton (7 through 17.6 kW).

Single phase power supply.

Vertical air discharge allows concealment behind shrubs at grade level or out of sight on a roof.

Designed for applications with remotely located indoor air handler units or gas furnaces with indoor add-on coils. When heat pumps are used with gas furnaces a dual-fuel control (i.e. FM21) or a control system with dual-fuel capabilities (i.e. HarmonyIII, LPZ-2 or LPZ-4) must be used (ordered extra).

See Indoor Coils and Air Handlers sections for indoor unit data. Units shipped completely factory assembled, piped and wired. Each unit is test operated at the factory insuring proper operation.

Installer must set outdoor unit, connect refrigerant lines and make electrical connections to complete job.

APPROVALS

Certified in accordance with the USE certification program, which is based on ARI Standard 210/240-94.

Sound rated in Lennox reverberant sound test room in accordance with test conditions included in ARI Standard 270-95.

Tested in the Lennox Research Laboratory environmental test room.

Rated according to U.S. Department of Energy (DOE) test procedures.

Units and components within bonded for grounding to meet safety standards for servicing required by UL and CEC.

Units are UL and ULC listed.

ENERGY STAR® certified units are designed to use less energy, help save money on utility bills, and help protect the environment.

ISO 9001 Registered Manufacturing Quality System.

COMPRESSOR

Copeland Scroll Ultra Tech™ Two-Stage Compressor

Compressor features high efficiency with uniform suction flow, constant discharge flow and high volumetric efficiency and quiet operation.

Compressor consists of two involute spiral scrolls matched together to generate a series of crescent shaped gas pockets between them.

During compression, one scroll remains stationary while the other scroll orbits around it. Gas is drawn into the outer pocket, the pocket is sealed as the scroll rotates.

As the spiral movement continues, gas pockets are pushed to the center of the scrolls. Volume between the pockets is simultaneously reduced.

When pocket reaches the center, gas is now at high pressure and is forced out of a port located in the center of the fixed scrolls.

During compression, several pockets are compressed simultaneously resulting in a smooth continuous compression cycle.

Continuous flank contact, maintained by centrifugal force, minimizes gas leakage and maximizes efficiency.

Scroll compressor is tolerant to the effects of slugging and contaminants. If this occurs, scrolls separate, allowing liquid or contaminants to be worked toward the center and discharged.

On the fixed scroll there are two bypass ports in the first suction pocket. On the outside of the fixed scroll there is a "slider ring" that is controlled by an internal solenoid that will rotate and cover the bypass ports. When the thermostat calls for first-stage cooling, the bypass ports are open and the compressor operates at 67% capacity, creating more cost-effective and efficient compressor operation. The bypassed refrigerant is returned to the compressor housing through the bypass ports. When the thermostat calls for second-stage cooling, the internal solenoid is energized, the slider ring rotates and covers the bypass ports, and the compressor operates at full capacity.

Low gas pulses during compression reduces operational sound levels.

Compressor motor is internally protected from excessive current and temperature.

Compressor is installed in the unit on specially formulated, resilient rubber mounts for better sound dampening and vibration free operation.

Crankcase Heater

Crankcase heater prevents migration of liquid refrigerant into compressor and ensures proper compressor lubrication.

Factory installed.

Compressor Hard Start Kit (-024 Models Only)

Increases the compressor starting torque.


Factory installed.

OPTIONS

Compressor Hard Start Kit (3-5 Ton Models Only)

Single-phase units are equipped with a PSC compressor motor. This type of motor normally doesn't need a potential relay and start capacitor.

In conditions such as low voltage, this kit may be required to increase the compressor starting torque.



FEATURES

CABINET

Heavy-gauge galvanized steel cabinet with five station metal wash process.

Baked-on outdoor enamel paint finish provides superior rust and corrosion protection.

Separate compressor and control compartment insulated with thick fiberglass insulation. Compartment provides protection from the weather and keeps sound transmission at a minimum. Control box is located in the compressor and controls compartment with all controls factory wired.

Large removable access panel provides complete service access.

Drainage holes are provided in base section for moisture removal.

High density polyethylene feet raise the unit off of the mounting surface away from damaging moisture.

Non-corrosive PVC (polyvinyl chloride) coated steel wire outdoor coil guard is furnished.

Refrigerant Line Connections, Electrical Inlets and Service Valves

Vapor and liquid lines are located inside unit cabinet and are made with sweat connections. See dimension drawing.

Fully serviceable brass service valves prevent corrosion and provide access to refrigerant system. Vapor valve can be fully shut off, while liquid valve may be front seated to manage refrigerant charge while servicing system.

Vapor and liquid line service valves and gauge ports are located inside the cabinet.

High capacity drier with internal check valve and strainer are furnished and factory installed in the liquid line.

Field wiring inlets conveniently located for ease of entry. See dimension drawing.

OPTIONS

Mounting Base

Provides permanent foundation for outdoor units.

High density polyethylene structural material is lightweight, sturdy, sound-absorbing, and will withstand the rigors of the sun, heat, cold, moisture, oil, and refrigerant. Will not mildew or rot.

Can be shipped singly or in packages of 6 to a carton.

CONTROLS

Lennox System Operations Monitor (LSOM)

Provides detailed information for proper preventive maintenance and fast, easy servicing. Displays the most common fault conditions through indicator LED's.

Monitor detects both mechanical and electrical system problems.

Monitors only and does not provide safety protection.

When an abnormal condition is detected, communicates the specific condition through the ALERT and TRIP lights.

POWER LED (green) - indicates voltage within the range of 19-28 VAC is present at the power connection.

ALERT LED (yellow) - communicates an abnormal system condition through a unique flash code. The ALERT LED will flash a number of times consecutively, pause and then repeat the process. The number of consecutive flashes, defined as the Flash Code, correlates to a particular abnormal condition. The codes can indicate one of the following: long run time, system pressure trip (discharge or suction pressure out-of-limits or compressor overloaded), short cycling, locked rotor, open circuit, open start circuit (current present only in run circuit), open run circuit (current present only in start circuit), welded contactor (compressor runs continuously), or low voltage (control circuit < 17 VAC).

TRIP LED (red) - indicates there is a demand signal from the thermostat but no current to the compressor is detected by the monitor.



Defrost Control

Solid-state control furnished as standard.

Gives a demand defrost cycle whenever system heating performance falls below optimum levels. The sensing element on coil determines when defrost cycle is required and when to terminate cycle.

Anti-short cycle (5 minutes) incorporated into the board.

Diagnostic LED's furnished as an aid in troubleshooting.

Conveniently located in control box.

OPTIONS

SignatureStat™ Home Comfort Controller

Combination temperature and humidity control.

2 Heat/2 Cool.

Auto-changeover.

Controls humidity during cooling operation.

Easy-to-use, menu driven thermostat with a back-lit, dot-matrix LCD screen.

Remote outdoor sensor (furnished) allows the thermostat to display outdoor temperature and adjust indoor dewpoint temperature for precision humidity control.

See the SignatureStat Engineering Handbook bulletin in the Controls section for more information.

See Controls section and Lennox Price Book for additional thermostats.



Indoor Blower Speed Relay Kit

Kit allows the indoor blower to operate at high-speed during second-stage compressor operation and low-speed during first-stage compressor operation.

Relay kit also provides optimum humidity control conditions by automatically reducing indoor blower speed during continuous fan.

Time Delay Relay Kit

Delays the indoor blower-off time during the cooling cycle.

See ARI Ratings tables for usage.

Monitor Kit - Service Light

Contains ambient compensating thermistor and service light thermostat.

For use with thermostats requiring input for indicator lights.

Outdoor Thermostat Kit

An outdoor thermostat can be used to lock out some of the electric heating elements on indoor units where two stage control is applicable.

Outdoor thermostat maintains the heating load on the low power input as long as possible before allowing the full power load to come on the line.

Thermostat kit and mounting box must be ordered extra.

LSOM Interface Kit

Allows an electrical signal, generated by the Lennox System Operations Monitor (LSOM), to be displayed on any indoor room thermostat equipped with an "L" terminal.

Compatible with SignatureStats.0

FEATURES

REFRIGERATION SYSTEM

Refrigerant

Non-chlorine, ozone friendly, R-410A.
Unit pre-charged with refrigerant. See Specification table.

Hi-Capacity Liquid Line Drier

Factory installed in the liquid line, the drier traps moisture or dirt that could contaminate the refrigerant system.
100% molecular-sieve, bead type bi-flow drier.

Copper Tube/Enhanced Fin Coil

Lennox designed and fabricated coil.
Ripple-edged aluminum fins.
Copper tube construction is corrosion resistant and easy to service.
Precise coil circuiting gives uniform refrigerant distribution for high efficiency.
Wrap around "U" shaped configuration provides extra large surface area with low air resistance.
Fin collars grip tubing for maximum contact area.
Inverted coil circuiting prevents ice buildup at coil base in low ambient operating conditions.
Discharge gas enters bottom of coil during defrost and heat of refrigerant flows counter to water drainage resulting in extremely clean and unobstructed fins and tubes.
Fin spacing allows rapid and complete water drainage.
Flared shoulder tubing connections/silver soldering construction.
Coil is factory tested under high pressure to insure leakproof construction.
Entire coil is accessible for cleaning.

Expansion Valve - Outdoor Unit

Designed and sized specifically for use in heat pump system.
Sensing bulb is located on the suction line between the coil and the reversing valve thus sensing evaporator out temperature in any cycle.
Factory installed and piped.

Outdoor Fan with SilentComfort™ Fan Guard

Specially-designed, SilentComfort fan guard uses Passive Vortex Suppression to reduce air noise. Corrosion-resistant PVC (polyvinyl chloride) coated steel wire.
Direct drive fan moves large air volumes uniformly through entire outdoor coil for high refrigerant cooling capacity.
Vertical air discharge minimizes operating sounds and eliminates damage to lawn and shrubs.
Fan motor is inherently protected.
Variable-speed outdoor coil fan motor on HPXA19-038 models.
Motor totally enclosed for maximum protection from weather, dust and corrosion.
Rain shield on motor provides additional protection from moisture.
Fan service access accomplished by removal of fan guard.

Reversing Valve

4-way interchange reversing valve effects a rapid change in direction of refrigerant flow resulting in quick changeover from cooling to heating and vice versa.
Valve operates on pressure differential between outdoor unit and indoor unit of the system. Factory installed.

Discharge Temperature Switch

Shuts off unit if operating conditions cause the compressor discharge line temperature to rise above setpoint.
Protects compressor from excessive pressure/temperature.
Automatic reset when temperature drops below setpoint.

High Pressure Switch

Shuts off unit if abnormal operating conditions cause the discharge pressure to rise above setting.
Protects compressor from excessive condensing pressure.
Automatic reset.

Low Pressure Switch

Shuts off unit if suction pressure falls below setting.
Provides loss of charge and freeze-up protection.
Automatic reset.

OPTIONS

Refrigerant Line Kits

Refrigerant lines (vapor & liquid) are shipped refrigeration clean. Lines are cleaned, dried, pressurized and sealed at factory. Vapor line fully insulated.
L15 lines are stubbed at both ends.
Not available for HPXA19-060 model, must be field fabricated.
Refrigerant line length should not exceed 50 ft. (15 m) in any installation. If longer length lines are required, contact your Lennox Field Technical Consultant.

Check/Expansion Valve Kits

Must be ordered extra and field installed on certain evaporator units.
See ARI Ratings tables.
Chatleff style fitting.

Freezestat

Installs on or near the discharge line of the evaporator or on the suction line.
Senses suction line temperature and cycles the compressor off when suction line temperature falls below its setpoint.
Opens at 29°F (-2°C) and closes at 58°F (14°C).

Mild Weather Kit

Heat pump units operate satisfactorily in the heating mode at outdoor air temperatures up to 75°F (24°C).
Mild Weather Kit can be field installed, allowing heating operation above 75°F (24°C).

Low Ambient Kit

Units will operate satisfactorily down to 45°F (7°C) outdoor air temperature without any additional controls.
Kit can be added in the field enabling unit to operate properly down to 30°F (-1°C).
Crankcase heater and a freezestat should be installed on compressors equipped with a low ambient kit.
A compressor lock-out thermostat should be added to terminate compressor operation below recommended operation conditions [on/off operation, 30°F (-1°C) or modulating operation, 0°F (-18°C)].

OUTDOOR SOUND DATA

Unit Model No.	Octave Band Sound Power Levels dBA, re 10 ⁻¹² Watts								1 Sound Rating Number (dB)
	Center Frequency - HZ								
	63	125	250	500	1000	2000	4000	8000	
HPXA19-024	47.0	53.5	59.5	65.0	64.5	62.5	57.0	49.0	70
HPXA19-036	59.0	57.5	60.0	65.5	65.0	67.5	58.5	52.0	71
HPXA19-038	50.0	60.0	63.5	68.5	69.0	66.5	62.5	54.0	74
HPXA19-048	49.0	62.5	63.5	68.0	68.5	65.5	59.0	51.0	73
HPXA19-060	54.5	62.5	62.5	70.5	69.5	66.0	60.5	52.5	75

NOTE - the octave sound power data does not include tonal correction.

¹ Tested according to ARI Standard 270-95 test conditions.

SPECIFICATIONS

General Data	Model No.	HPXA19-024	HPXA19-036	HPXA19-038	HPXA19-048	HPXA19-060
	Nominal Tonnage (kW)	2 (7.0)	3 (10.6)	3 (10.6)	4 (14.1)	5 (17.6)
Connections (sweat)	Liquid line o.d. - in. (mm)	3/8 (9.5)	3/8 (9.5)	3/8 (9.5)	3/8 (9.5)	3/8 (9.5)
	Vapor line o.d. - in. (mm)	7/8 (22.2)	7/8 (22.2)	7/8 (22.2)	7/8 (22.2)	1-1/8 (28.5)
Refrigerant	¹ R-410A furnished	10 lbs. 4 oz. (4.65 kg)	11 lbs. 0 oz. (5.00 kg)	13 lbs. 15 oz. (6.32 kg)	12 lbs. 14 oz. (5.84 kg)	14 lbs. 6 oz. (6.52 kg)
Outdoor Coil	Net face area	16.04 (1.49)	16.04 (1.49)	24.06 (2.24)	24.06 (2.24)	24.06 (2.24)
	Outer Coil sq. ft. (m ²)	15.56 (1.45)	15.56 (1.45)	23.33 (2.17)	23.33 (2.17)	23.33 (2.17)
	Inner Coil	15.56 (1.45)	15.56 (1.45)	23.33 (2.17)	23.33 (2.17)	23.33 (2.17)
	Tube diameter - in. (mm)	5/16 (0.52)	5/16 (0.52)	5/16 (0.52)	5/16 (0.52)	5/16 (0.52)
	Number of rows	2	2	2	2	2
	Fins per inch (m)	22	22	22	22	22
Outdoor Fan	Diameter in. (mm)	24 (610)	24 (610)	24 (610)	24 (610)	24 (610)
	Number of blades	3	3	4	4	4
	Motor hp (W)	1/10 (74.8)	1/10 (74.8)	1/3 (249)	1/4 (187)	1/4 (187)
	Cfm (L/s)	3159 (1485)	3159 (1485)	3135 (1480) first-stage 3600 (1700) second-stage	3900 (1840)	4200 (1980)
	Rpm	825	825	700 first-stage 820 second-stage	820	820
	Watts	170	170	105 first-stage 150 second-stage	300	350
Shipping Data - lbs. (kg) 1 package		261 (118)	262 (119)	316 (143)	318 (144)	340 (154)

ELECTRICAL DATA

	Line voltage data - 60hz	208/230V-1ph	208/230V-1ph	208/230V-1ph	208/230V-1ph	208/230V-1ph
	³ Maximum overcurrent protection (amps)	20	35	40	45	60
	² Minimum circuit ampacity	13.7	22.1	23.7	28.2	33.8
Compressor	Rated load amps	10.3	16.7	16.7	21.2	25.7
	Locked rotor amps	52	82	82	96	118
	Power factor	0.99	0.98	0.98	0.99	0.99
Outdoor Coil Fan Motor	Full load amps	0.8	0.8	2.8	1.7	1.7
	Locked rotor amps	2	2	Not Applicable	3.1	3.1

OPTIONAL ACCESSORIES - MUST BE ORDERED EXTRA

Compressor Hard Start Kit	10J42	Factory	•	•		
	81J69				•	•
Compressor Low Ambient Cut-Off	45F08	•	•	•	•	•
Freezestat	3/8 in. tubing 93G35	•	•	•	•	•
	1/2 in. tubing 39H29	•	•	•	•	•
	5/8 in. tubing 50A93	•	•	•	•	•
Indoor Blower Relay	40K58	•	•	•	•	•
Low Ambient Kit	54M89	•	•		•	•
	68M04			•		
LSOM Interface Kit	X1977	•	•	•	•	•
Mild Weather Kit	33M07	•	•	•	•	•
Monitor Kit - Service Light	76F53	•	•	•	•	•
Mounting Base	69J07	•	•	•	•	•
Outdoor Thermostat Kit	Thermostat 56A87	•	•	•	•	•
	Mounting Box - US 31461	•	•	•	•	•
	Canada 33A09	•	•	•	•	•
Refrigerant Line Sets	L15-65-15 L15-65-40	•	•	•	•	
	L15-65-30 L15-65-50					
	Field Fabricate					•
SignatureStat™ Home Comfort Controller	51M28	•	•	•	•	•
Time Delay Relay	58M81	•	•	•	•	•

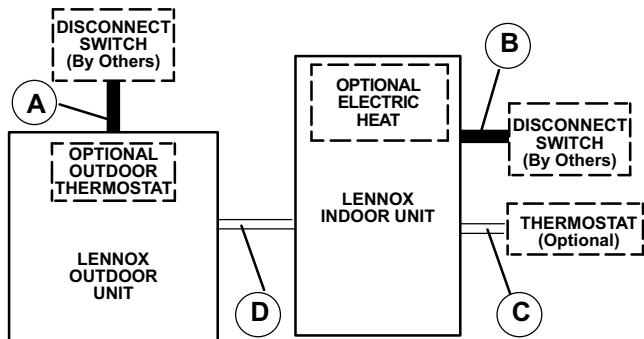
NOTE — Extremes of operating range are plus 10% and minus 5% of line voltage.

¹ Refrigerant charge sufficient for 15 ft. (4.6 m) length of refrigerant lines.

² Refer to National or Canadian Electrical Code manual to determine wire, fuse and disconnect size requirements.

³ HACR type breaker or fuse.

FIELD WIRING



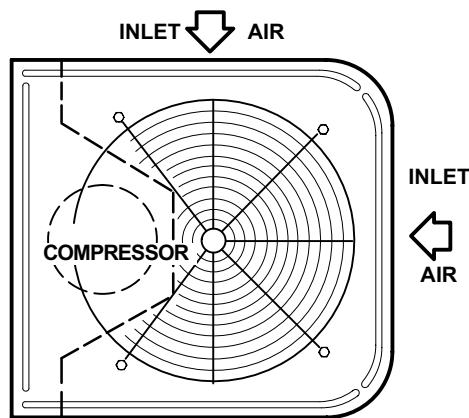
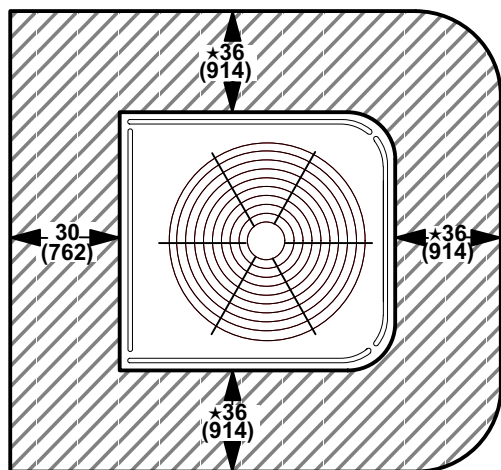
- A — Two Wire Power (see Electrical Data)
- B — Two or Three Wire Power (size to heater capacity)
- C — Twelve Wire Low Voltage — 18 ga. minimum
— Fourteen Wire Low Voltage with Optional Outdoor Thermostat
- D — Eight Wire Low Voltage — 18 ga. minimum
— Ten Wire Low Voltage with Optional Outdoor Thermostat

— Field Wiring Not Furnished —

All wiring must conform to NEC or CEC and local electrical codes.

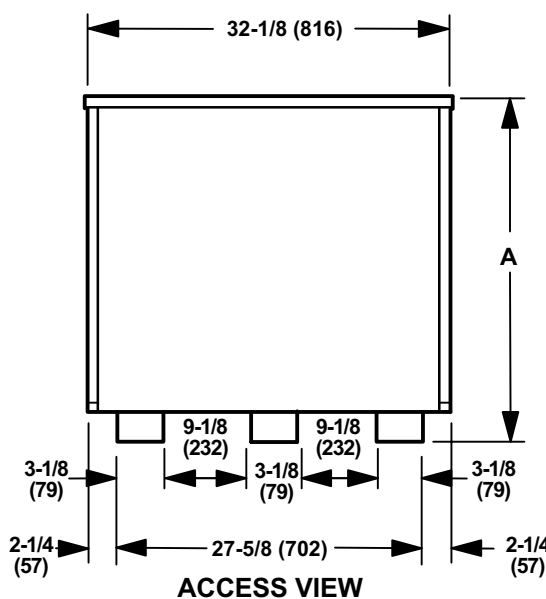
DIMENSIONS - INCHES (MM)

INSTALLATION CLEARANCES

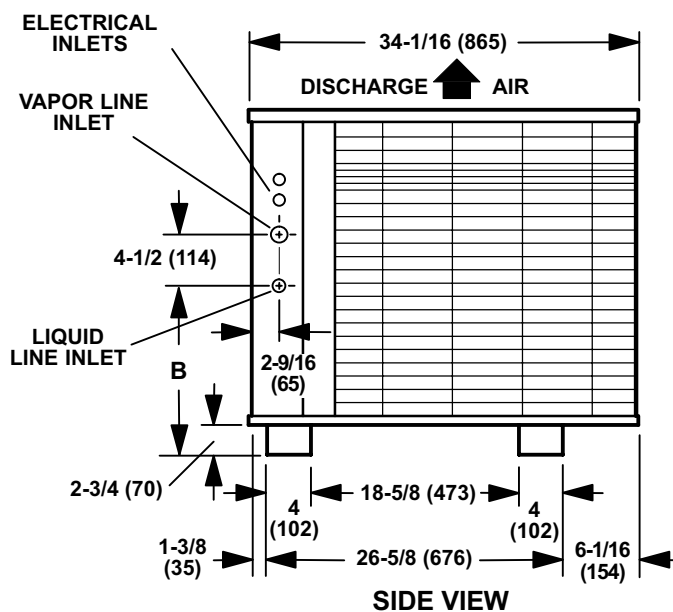


INLET AIR
TOP VIEW

- ★ One side of unit may be 12 in. (305 mm)
- One of the remaining sides may be 6 in. (152 mm)
- NOTE - 48 in (1219 mm) clearance required on top of unit
- NOTE - 24 in. (610 mm) required between two units



ACCESS VIEW



SIDE VIEW

Model No.	A		B	
	in.	mm	in.	mm
HPXA19-024 HPXA19-036	30-7/8	784	12-3/4	324
HPXA19-038 HPXA19-048 HPXA19-060	44-7/8	1140	14-1/4	362

ARI RATINGS

2 TON (-024)

Outdoor Unit Model No. Unit Size ¹ Sound Rating Number	² ARI Standard 210/240 Ratings														Indoor Unit Model No.	Expansion Device		
	Cooling Capacity		High Temp. Heating Capacity		Low Temp. Heating Capacity		Efficiency				Total Cool. Watts	Total High Htg. Watts	Total Low Htg. Watts	High Htg. COP			Low Htg. COP	
	Btuh	kW	Btuh	kW	Btuh	kW	SEER	EER	IV	V								
HPXA19-024 2 Ton (70 dB)	Air Handlers	25,000	7.3	22,400	6.6	14,000	4.1	16.45	12.30	7.80	6.80	2035	1925	1800	3.42	2.28	⁵ CBX32MV-018/024 (Multi)	Factory Installed
		25,000	7.3	22,600	6.6	14,200	4.2	14.90	12.10	7.70	6.70	2065	1930	1820	3.44	2.28	³ CBX32M-030 (Multi)	Factory Installed
		25,000	7.3	22,600	6.6	14,200	4.2	14.90	12.10	7.70	6.70	2065	1930	1820	3.44	2.28	³ CB30M-31 (Multi)	⁴ 49L24
		25,000	7.3	22,800	6.7	14,300	4.2	14.55	11.95	7.70	6.65	2095	1940	1850	3.44	2.26	³ CBX32M-042 (Multi)	Factory Installed
		25,000	7.3	22,800	6.7	14,300	4.2	14.55	11.95	7.70	6.65	2095	1940	1850	3.44	2.26	³ CB30M-46 (Multi)	⁴ 49L24
		25,200	7.4	22,800	6.7	14,200	4.2	14.95	12.15	7.75	6.70	2075	1920	1830	3.48	2.28	³ CBX32M-036 (Multi)	Factory Installed
		25,200	7.4	22,800	6.7	14,200	4.2	14.95	12.15	7.75	6.70	2075	1920	1830	3.48	2.28	³ CB30M-41 (Multi)	⁴ 49L24
		25,200	7.4	22,600	6.6	14,100	4.1	15.10	12.40	7.75	6.70	2035	1905	1800	3.48	2.30	³ CB30U-31 (Up-Flow)	⁴ 49L24
		25,200	7.4	22,800	6.7	14,200	4.2	14.65	12.10	7.70	6.65	2085	1935	1850	3.46	2.24	³ CB30U-41/46 (Up-Flow)	⁴ 49L24
		25,600	7.5	22,200	6.5	13,700	4.0	17.00	13.25	8.10	7.00	1935	1800	1690	3.62	2.38	^{5,6} CBX32MV-024/030 (Multi)	Factory Installed
		26,000	7.6	22,800	6.7	14,000	4.1	17.50	13.15	8.25	7.00	1980	1770	1705	3.78	2.40	⁵ CBX32MV-036 (Multi)	Factory Installed
		26,000	7.6	22,800	6.7	14,000	4.1	17.50	13.15	8.25	7.00	1980	1770	1705	3.78	2.40	⁵ CB31MV-41 (Multi)	⁴ 49L24
	Up-Flow Indoor Coils with Furnace	26,000	7.6	22,000	6.4	13,800	4.0	17.00	12.85	7.25	6.35	2025	2030	1920	3.18	2.10	⁵ C33-38B with G61MPV-36B-070	⁴ 49L24
		26,000	7.6	22,000	6.4	13,800	4.0	17.00	12.85	7.25	6.35	2025	2030	1920	3.18	2.10	⁵ CX34-38B-6F with G61MPV-36B-070	Factory Installed
		26,000	7.6	22,200	6.5	13,900	4.1	16.90	12.75	7.25	6.35	2040	2040	1935	3.18	2.10	⁵ C33-38B with G61MPV-36B-045	⁴ 49L24
		26,000	7.6	22,200	6.5	13,900	4.1	16.90	12.75	7.25	6.35	2040	2040	1935	3.18	2.10	⁵ CX34-38B-6F with G61MPV-36B-045	Factory Installed
		26,000	7.6	22,000	6.4	13,700	4.0	17.25	13.05	7.35	6.40	1995	2005	1890	3.22	2.12	⁵ C33-38B with G60UHV-36B-090	⁴ 49L24
		26,000	7.6	22,000	6.4	13,700	4.0	17.25	13.05	7.35	6.40	1995	2005	1890	3.22	2.12	⁵ CX34-38B-6F with G60UHV-36B-090	Factory Installed
		26,000	7.6	22,000	6.4	13,800	4.0	17.15	12.85	7.30	6.40	2025	2030	1920	3.18	2.10	⁵ C33-38A with G60UHV-36A-070	⁴ 49L24
		26,000	7.6	22,000	6.4	13,800	4.0	17.15	12.85	7.30	6.40	2025	2030	1920	3.18	2.10	⁵ CX34-38A-6F with G60UHV-36A-070	Factory Installed
	Horizontal Indoor Coils with Furnace	25,600	7.5	22,000	6.4	13,900	4.1	16.85	12.65	7.25	6.35	2025	2035	1920	3.16	2.12	⁵ CH33-42B-2F with G61MPV-36B-070	⁴ 49L24
		25,600	7.5	22,200	6.5	13,900	4.1	16.80	12.55	7.25	6.35	2040	2045	1935	3.18	2.10	⁵ CH33-42B-2F with G61MPV-36B-045	⁴ 49L24
		25,600	7.5	22,000	6.4	13,800	4.0	17.10	12.85	7.30	6.40	1995	2015	1890	3.20	2.14	⁵ CH33-42B-2F with G60UHV-36B-090	⁴ 49L24

NOTE - When used with gas furnaces a dual-fuel control (i.e. FM21) or a control system with dual-fuel capabilities (i.e. HarmonyIII, LPZ-2 or LPZ-4) must be used (ordered extra).

NOTE - Ratings for all C33 coils include all cased and uncased coils.

¹ Sound Rating Number in accordance with test conditions included in ARI Standard 270.

² Certified in accordance with USE certification program which is based on ARI Standard 210/240 with 25 ft. (7.6 m) of connecting refrigerant lines;

Cooling Ratings - 95°F (35°C) outdoor air temperature and 80°F (27°C) db/67°F (19°C) wb entering indoor coil air.

High Temperature Heating Ratings - 47°F (8°C) db/43°F (6°C) wb outdoor air temperature and 70°F (21°C) db entering indoor coil air.

Low Temperature Heating Ratings - 17°F (-8.3°C) db/15°F (-9.4°C) wb outdoor air temperature and 70°F (21°C) db entering indoor coil air.

³ Blower must be capable of time-off blower delay, high-speed cooling/heating operation during second-stage compressor operation, and low-speed cooling/heating operation during first-stage compressor operation. Time Delay Relay Kit (40K58) and Indoor Blower Speed Relay Kit (58M81) are recommend for field installation.

⁴ **Factory installed expansion valve or RFC on indoor unit MUST be replaced with valve specified.**

⁵ Blower control must be set for a time-off blower delay.

⁶ Most popular air handler combination.

ARI RATINGS

3 TON (-036)

Outdoor Unit Model No. Unit Size ¹ Sound Rating Number		² ARI Standard 210/240 Ratings														Indoor Unit Model No.	Expansion Device		
		Cooling Capacity		High Temp. Heating Capacity		Low Temp. Heating Capacity		Efficiency				Total Cool. Watts	Total High Htg. Watts	Total Low Htg. Watts	High Htg. COP			Low Htg. COP	
		Btuh	kW	Btuh	kW	Btuh	kW	SEER	EER	IV	V								HSPF
HPXA19-036 3 Ton (71 dB)	Air Handlers	34,200	10.0	32,800	9.6	19,900	5.8	14.75	11.15	8.35	7.15	3065	2790	2475	3.44	2.36	³ CB30M-31 (Multi)	⁴ 49L24	
		34,200	10.0	32,800	9.6	19,900	5.8	14.75	11.15	8.35	7.15	3065	2790	2475	3.44	2.36	³ CB30U-31 (Up-Flow)	⁴ 49L24	
		34,200	10.0	32,800	9.6	19,900	5.8	14.75	11.15	8.35	7.15	3065	2790	2475	3.44	2.36	³ CBX32M-030 (Multi)	Factory Installed	
		34,400	10.1	33,000	9.7	20,000	5.9	14.80	11.20	8.40	7.15	3075	2770	2475	3.50	2.36	³ CB30M-41 (Multi)	⁴ 49L24	
		34,400	10.1	33,000	9.7	20,000	5.9	14.80	11.20	8.40	7.15	3075	2770	2475	3.50	2.36	³ CBX32M-036 (Multi)	Factory Installed	
		34,400	10.1	32,800	9.6	20,000	5.9	14.70	11.20	8.40	7.20	3065	2760	2465	3.48	2.38	³ CB30M-46 (Multi)	⁴ 49L24	
		34,400	10.1	32,800	9.6	20,000	5.9	14.80	11.20	8.40	7.20	3075	2770	2460	3.48	2.38	³ CB30U-41/46 (Up-Flow)	⁴ 49L24	
		34,600	10.1	32,400	9.5	19,500	5.7	15.90	11.70	8.65	7.40	2960	2685	2370	3.54	2.40	⁵ CBX32MV-024/030 (Multi)	Factory Installed	
		34,800	10.2	32,600	9.6	19,600	5.7	16.45	11.75	8.70	7.35	2965	2645	2350	3.62	2.44	⁵ CB31MV-41 (Multi)	⁴ 49L24	
		34,800	10.2	32,600	9.6	19,600	5.7	16.45	11.75	8.70	7.35	2965	2645	2350	3.62	2.44	⁵ CBX32MV-036 (Multi)	Factory Installed	
		35,600	10.4	33,000	9.7	19,900	5.8	14.75	11.65	8.50	7.25	3050	2700	2420	3.58	2.40	³ CB30M-51 (Multi)	⁴ 49L24	
		35,600	10.4	33,000	9.7	19,900	5.8	14.75	11.65	8.50	7.25	3050	2700	2420	3.58	2.40	³ CB30U-51 (Up-Flow)	⁴ 49L24	
		35,600	10.4	33,000	9.7	19,900	5.8	14.75	11.65	8.50	7.25	3050	2700	2420	3.58	2.40	³ CBX32M-048 (Multi)	⁴ 49L24	
		36,000	10.6	32,400	9.5	19,300	5.7	17.00	12.40	9.00	7.60	2905	2550	2260	3.72	2.50	⁵ CB31MV-51 (Multi)	⁴ 49L24	
		36,000	10.6	32,400	9.5	19,300	5.7	17.00	12.40	9.00	7.60	2905	2550	2260	3.72	2.50	^{5,6} CBX32MV-048 (Multi)	⁴ 49L24	
		Up-Flow Indoor Coils	34,600	10.1	32,200	9.4	19,700	5.8	14.25	11.05	7.90	6.85	3130	2945	2610	3.20	2.22	³ C33-44C	⁴ 49L24
			34,600	10.1	32,000	9.4	19,600	5.7	14.25	11.05	7.75	6.70	3130	2995	2645	3.14	2.16	³ C33-48B/C	⁴ 49L24
			34,600	10.1	32,000	9.4	19,600	5.7	14.25	11.05	7.75	6.70	3130	2995	2645	3.14	2.16	³ CX34-44/48B/C-6F	⁴ 49L24
Up-Flow Indoor Coils with Furnace	34,800	10.2	31,800	9.3	19,400	5.7	16.00	11.50	8.10	7.00	3030	2845	2510	3.28	2.26	⁵ C33-44C with G61MPV-36C-090	⁴ 49L24		
	35,000	10.3	31,600	9.3	19,300	5.7	15.95	11.55	7.90	6.85	3030	2895	2555	3.20	2.22	⁵ C33-48B with G61MPV-36B-070	⁴ 49L24		
	35,000	10.3	31,600	9.3	19,300	5.7	15.95	11.55	7.90	6.85	3030	2895	2555	3.20	2.22	⁵ CX34-44/48B-6F with G61MPV-36B-070	⁴ 49L24		
	35,000	10.3	31,600	9.3	19,200	5.6	15.65	11.80	8.20	7.05	2960	2790	2450	3.32	2.30	⁵ C33-44C with G60UHV-36B-090	⁴ 49L24		
	35,000	10.3	31,400	9.2	19,100	5.6	15.60	11.80	8.00	6.90	2960	2840	2495	3.24	2.24	⁵ C33-48B with G60UHV-36B-090	⁴ 49L24		
Down-Flow Indoor Coils	34,600	10.1	32,400	9.5	19,800	5.8	14.20	11.05	8.05	6.95	3130	2905	2580	3.26	2.24	³ CR26-48N/W-F	49L24		
	35,200	10.3	32,000	9.4	19,300	5.7	15.80	11.90	8.40	7.20	2960	2735	2410	3.42	2.34	⁵ CR26-48N-F with ⁷ G60DFV-60C	49L24		
Horizontal Indoor Coils	34,400	10.1	32,400	9.5	19,800	5.8	14.15	11.00	8.05	6.95	3130	2900	2590	3.28	2.24	³ CH23-51	49L24		
	34,800	10.2	32,800	9.6	19,900	5.8	14.30	11.10	8.15	6.95	3130	2850	2550	3.38	2.28	³ CH23-65	49L24		
	35,000	10.3	32,600	9.6	19,900	5.8	14.40	11.15	8.00	6.90	3135	2890	2570	3.30	2.26	³ CH33-44/48B-2F	⁴ 49L24		
	35,000	10.3	32,400	9.5	19,800	5.8	14.45	11.15	7.95	6.90	3135	2935	2600	3.24	2.22	³ CH33-48C-2F	⁴ 49L24		
Horizontal Indoor Coils with Furnace	35,200	10.3	32,200	9.4	19,500	5.7	16.10	11.60	8.30	7.10	3030	2790	2465	3.38	2.32	⁵ CH33-44/48B-2F with G61MPV-36B-070	⁴ 49L24		
	35,200	10.3	32,000	9.4	19,400	5.7	16.10	11.60	8.15	7.00	3035	2835	2500	3.30	2.28	⁵ CH33-48C-2F with G61MPV-36C-090	⁴ 49L24		
	35,400	10.4	32,000	9.4	19,300	5.7	15.80	11.95	8.40	7.20	2965	2735	2410	3.42	2.34	⁵ CH33-44/48B-2F with G60UHV-36B-090	⁴ 49L24		

NOTE - When used with gas furnaces a dual-fuel control (i.e. FM21) or a control system with dual-fuel capabilities (i.e. HarmonyIII, LPZ-2 or LPZ-4) must be used (ordered extra).

NOTE - Ratings for all C33 coils include all cased and uncased coils.

¹ Sound Rating Number in accordance with test conditions included in ARI Standard 270.

² Certified in accordance with USE certification program which is based on ARI Standard 210/240 with 25 ft. (7.6 m) of connecting refrigerant lines;

Cooling Ratings - 95°F (35°C) outdoor air temperature and 80°F (27°C) db/67°F (19°C) wb entering indoor coil air.

High Temperature Heating Ratings - 47°F (8°C) db/43°F (6°C) wb outdoor air temperature and 70°F (21°C) db entering indoor coil air.

Low Temperature Heating Ratings - 17°F (-8.3°C) db/15°F (-9.4°C) wb outdoor air temperature and 70°F (21°C) db entering indoor coil air.

³ Blower must be capable of time-off blower delay, high-speed cooling/heating operation during second-stage compressor operation, and low-speed cooling/heating operation during first-stage compressor operation. Time Delay Relay Kit (40K58) and Indoor Blower Speed Relay Kit (58M81) are recommend for field installation.

⁴ Factory installed expansion valve or RFC on indoor unit **MUST** be replaced with valve specified.

⁵ Blower control must be set for a time-off blower delay.

⁶ Most popular air handler combination.

ARI RATINGS

3 TON (-038)

Outdoor Unit Model No. Unit Size ¹ Sound Rating Number	² ARI Standard 210/240 Ratings															Indoor Unit Model No.	Expansion Device
	Cooling Capacity		High Temp. Heating Capacity		Low Temp. Heating Capacity		Efficiency				Total Cool. Watts	Total High Htg. Watts	Total Low Htg. Watts	High Htg. COP	Low Htg. COP		
	Btuh	kW	Btuh	kW	Btuh	kW	SEER	EER	IV	V							
HPXA19-038 3 Ton (74 dB) Air Handlers	34,800	10.2	33,000	9.7	21,800	6.4	16.10	12.10	8.95	7.75	2875	2730	2525	3.54	2.52	³ CB30M-41 (Multi)	⁴ 49L24
	34,800	10.2	33,000	9.7	21,800	6.4	16.10	12.10	8.95	7.75	2875	2730	2525	3.54	2.52	³ CBX32M-036 (Multi)	Factory Installed
	34,800	10.2	33,000	9.7	21,800	6.4	16.00	12.10	8.95	7.80	2875	2715	2515	3.56	2.54	³ CB30M-46 (Multi)	⁴ 49L24
	34,800	10.2	33,000	9.7	21,800	6.4	16.00	12.10	8.95	7.80	2875	2715	2515	3.56	2.54	³ CB30U-41/46 (Multi)	⁴ 49L24
	34,800	10.2	33,000	9.7	21,800	6.4	16.00	12.10	8.95	7.80	2875	2715	2515	3.56	2.54	³ CBX32M-042 (Multi)	Factory Installed
	35,400	10.4	32,600	9.6	21,400	6.3	17.95	12.80	9.20	7.95	2765	2610	2405	3.66	2.60	⁵ CB31MV-41 (Multi)	⁴ 49L24
	35,400	10.4	32,600	9.6	21,400	6.3	17.95	12.80	9.20	7.95	2765	2610	2405	3.66	2.60	⁵ CBX32MV-036 (Multi)	Factory Installed
	36,000	10.6	32,800	9.6	21,600	6.3	16.10	12.65	9.00	7.80	2845	2670	2470	3.60	2.56	³ CB30M-51 (Multi)	⁴ 49L24
	36,000	10.6	32,800	9.6	21,600	6.3	16.10	12.65	9.00	7.80	2845	2670	2470	3.60	2.56	³ CB30U-51 (Up-Flow)	⁴ 49L24
	36,000	10.6	32,800	9.6	21,600	6.3	16.10	12.65	9.00	7.80	2845	2670	2470	3.60	2.56	⁵ CBX32M-048 (Multi)	⁴ 49L24
	36,200	10.6	32,800	9.6	21,600	6.3	16.05	12.70	8.90	7.75	2850	2685	2490	3.58	2.54	³ CB30M-65 (Multi)	⁴ 49L24
	36,200	10.6	32,800	9.6	21,600	6.3	16.05	12.70	8.95	7.75	2850	2685	2490	3.58	2.54	³ CB30U-65 (Up-Flow)	⁴ 49L24
	36,200	10.6	32,800	9.6	21,600	6.3	16.05	12.70	8.90	7.75	2850	2685	2490	3.58	2.54	³ CBX32M-060 (Multi)	⁴ 49L24
	36,600	10.7	32,400	9.5	21,000	6.2	18.60	13.55	9.35	8.05	2700	2525	2310	3.76	2.66	⁵ CB31MV-51 (Multi)	⁴ 49L24
	36,600	10.7	32,400	9.5	21,000	6.2	18.60	13.55	9.35	8.05	2700	2525	2310	3.76	2.66	^{5,6} CBX32MV-048 (Multi)	⁴ 49L24
	36,800	10.8	32,400	9.5	21,000	6.2	18.50	13.55	9.25	7.95	2715	2540	2330	3.74	2.64	⁵ CB31MV-65 (Multi)	⁴ 49L24
36,800	10.8	32,400	9.5	21,000	6.2	18.50	13.55	9.25	7.95	2715	2540	2330	3.74	2.64	⁵ CBX32MV-060 (Multi)	⁴ 49L24	

NOTE - When used with gas furnaces a dual-fuel control (i.e. FM21) or a control system with dual-fuel capabilities (i.e. HarmonyIII, LPZ-2 or LPZ-4) must be used (ordered extra).

NOTE - Ratings for all C33 coils include all cased and uncased coils.

¹ Sound Rating Number in accordance with test conditions included in ARI Standard 270.

² Certified in accordance with USE certification program which is based on ARI Standard 210/240 with 25 ft. (7.6 m) of connecting refrigerant lines;

Cooling Ratings - 95°F (35°C) outdoor air temperature and 80°F (27°C) db/67°F (19°C) wb entering indoor coil air.

High Temperature Heating Ratings - 47°F (8°C) db/43°F (6°C) wb outdoor air temperature and 70°F (21°C) db entering indoor coil air.

Low Temperature Heating Ratings - 17°F (-8.3°C) db/15°F (-9.4°C) wb outdoor air temperature and 70°F (21°C) db entering indoor coil air.

³ Blower must be capable of time-off blower delay, high-speed cooling/heating operation during second-stage compressor operation, and low-speed cooling/heating operation during first-stage compressor operation. Time Delay Relay Kit (40K58) and Indoor Blower Speed Relay Kit (58M81) are recommend for field installation.

⁴ **Factory installed expansion valve or RFC on indoor unit MUST be replaced with valve specified.**

⁵ Blower control must be set for a time-off blower delay.

⁶ Most popular air handler combination.

ARI RATINGS

3 TON (-038)

Outdoor Unit Model No. Unit Size 1 Sound Rating Number		2 ARI Standard 210/240 Ratings														Indoor Unit Model No.	Expansion Device	
		Cooling Capacity		High Temp. Heating Capacity		Low Temp. Heating Capacity		Efficiency				Total Cool. Watts	Total High Htg. Watts	Total Low Htg. Watts	High Htg. COP			Low Htg. COP
		Btuh	kW	Btuh	kW	Btuh	kW	SEER	EER	IV	V							
HPXA19-038 3 Ton (74 dB)	Up-Flow Indoor Coils with Furnaces	35,200	10.3	31,600	9.3	21,200	6.2	17.35	12.45	8.20	7.25	2825	2240	2630	3.20	2.36	5 C33-48B w/ 7 G61MPV-36B	49L24
		35,200	10.3	31,600	9.3	21,200	6.2	17.35	12.45	8.20	7.25	2825	2240	2630	3.20	2.36	5 CX34-44/48B-6F with 7 G61MPV-36B	4 49L24
		35,600	10.4	32,000	9.4	21,200	6.2	17.95	12.70	8.45	7.40	2805	2170	2575	3.34	2.42	5 C33-44C with G61MPV-36C-090	4 49L24
		35,600	10.4	31,600	9.3	21,200	6.2	17.90	12.70	8.35	7.35	2805	2195	2590	3.26	2.40	5 C33-48C with G61MPV-36C-090	4 49L24
		35,600	10.4	31,600	9.3	21,200	6.2	17.90	12.70	8.35	7.35	2805	2195	2590	3.26	2.40	5 CX34-44/48C-6F with G61MPV-36C-090	4 49L24
		36,000	10.6	32,000	9.4	21,200	6.2	18.15	12.90	8.45	7.40	2790	2160	2575	3.36	2.42	5 C33-50/60C with G61MPV-36C-090	4 49L24
		36,000	10.6	32,000	9.4	21,200	6.2	18.15	12.90	8.45	7.40	2790	2160	2575	3.36	2.42	5 CX34-50/60C-6F with G61MPV-36C-090	4 49L24
		36,400	10.7	32,200	9.4	21,200	6.2	17.85	13.05	8.55	7.50	2790	2120	2545	3.44	2.44	5 C33-60D with G61MPV-60D-135	4 49L24
		36,400	10.7	32,200	9.4	21,200	6.2	17.85	13.05	8.55	7.50	2790	2120	2545	3.44	2.44	5 CX34-60D-6F with G61MPV-60D-135	4 49L24
		37,200	10.9	32,200	9.4	21,400	6.3	18.00	13.20	8.65	7.55	2820	2110	2545	3.46	2.46	5 C33-62D with G61MPV-60D-135	4 49L24
		37,200	10.9	32,200	9.4	21,400	6.3	18.00	13.20	8.65	7.55	2820	2110	2545	3.46	2.46	5 CX34-62D-6F with G61MPV-60D-135	4 49L24
		35,400	10.4	31,400	9.2	20,800	6.1	17.70	12.90	8.30	7.35	2740	2810	2545	3.28	2.40	5 C33-48B with G60UHV-36B-090	4 49L24
		35,400	10.4	31,400	9.2	20,800	6.1	17.70	12.90	8.30	7.35	2740	2810	2545	3.28	2.40	5 CX34-44/48B-6F with G60UHV-36B-090	4 49L24
		36,000	10.6	32,200	9.4	21,400	6.3	17.90	12.75	8.55	7.50	2825	2775	2580	3.40	2.42	5 C33-44C with 7 G60UHV-60C	4 49L24
		36,200	10.6	32,000	9.4	21,400	6.3	17.85	12.75	8.45	7.40	2840	2825	2590	3.32	2.42	5 C33-48C w/ 7 G60UHV-60C	4 49L24
		36,200	10.6	32,000	9.4	21,400	6.3	17.85	12.75	8.45	7.40	2840	2825	2590	3.32	2.42	5 CX34-44/48C-6F with 7 G60UHV-60C	4 49L24
		36,600	10.7	32,000	9.4	21,400	6.3	18.05	12.95	8.55	7.50	2825	2760	2580	3.40	2.42	5 C33-50/60C with 7 G60UHV-60C	4 49L24
		36,600	10.7	32,000	9.4	21,400	6.3	18.05	12.95	8.55	7.50	2825	2760	2580	3.40	2.42	5 CX34-50/60C-6F with 7 G60UHV-60C	4 49L24
		37,000	10.8	32,200	9.4	21,400	6.3	18.10	13.05	8.65	7.55	2835	2725	2535	3.46	2.48	5 C33-60D with G60UHV-60D-135	4 49L24
		37,000	10.8	32,200	9.4	21,400	6.3	18.10	13.05	8.65	7.55	2835	2725	2535	3.46	2.48	5 CX34-60D-6F with G60UHV-60D-135	4 49L24
37,400	11.0	32,400	9.5	21,400	6.3	18.25	13.40	8.70	7.60	2790	2710	2530	3.50	2.48	5 C33-62D with G60UHV-60D-135	4 49L24		
37,400	11.0	32,400	9.5	21,400	6.3	18.25	13.40	8.70	7.60	2790	2710	2530	3.50	2.48	5 CX34-62D-6F with G60UHV-60D-135	4 49L24		
Down-Flow Indoor Coils with Furnaces	34,800	10.2	32,200	9.4	21,400	6.3	17.60	12.35	8.85	7.80	2820	2745	2470	3.44	2.54	5 CR26-48N-F with G60DFV-36B-090	49L24	
	35,800	10.5	32,600	9.6	21,600	6.3	18.05	12.70	9.20	7.95	2820	2655	2410	3.60	2.62	5 CR26-60N-F with G60DFV-36B-090	49L24	
Horizontal Indoor Coils with Furnaces	35,600	10.4	32,200	9.4	21,200	6.2	17.55	12.55	8.40	7.35	2835	2170	2605	3.36	2.38	5 CH33-44/48B-2F with 7 G61MPV-36B	4 49L24	
	36,200	10.6	32,000	9.4	21,200	6.2	18.15	12.95	8.50	7.45	2795	2160	2570	3.36	2.42	5 CH33-48C-2F with G61MPV-36C-090	4 49L24	
	36,600	10.7	32,000	9.4	21,200	6.2	18.35	13.10	8.55	7.45	2795	2120	2560	3.42	2.42	5 CH33-50/60C-2F with G61MPV-36C-090	4 49L24	
	36,800	10.8	32,200	9.4	21,200	6.2	17.95	13.05	8.60	7.50	2820	2120	2555	3.44	2.42	5 CH33-60D-2F with G61MPV-60D-135	4 49L24	
	37,000	10.8	32,200	9.4	21,400	6.3	17.90	13.20	8.70	7.60	2805	2110	2525	3.46	2.48	5 CH33-62D-2F with G61MPV-60D-135	4 49L24	
	35,800	10.6	31,800	9.4	21,200	6.2	18.00	12.75	8.55	7.45	2810	2740	2580	3.40	2.40	5 CH33-44/48B-2F with G60UHV-36B-090	4 49L24	
	36,600	10.7	32,200	9.4	21,400	6.3	18.10	12.95	8.60	7.50	2825	2775	2570	3.40	2.44	5 CH33-48C-2F with 7 G60UHV-60C	4 49L24	
	37,000	10.8	32,200	9.4	21,400	6.3	18.20	13.20	8.65	7.55	2805	2725	2545	3.46	2.46	5 CH33-60D-2F with G60UHV-60D-135	4 49L24	
	37,200	10.9	32,400	9.5	21,400	6.3	18.30	13.10	8.65	7.55	2840	2745	2565	3.46	2.44	5 CH33-50/60C-2F with 7 G60UHV-60C	4 49L24	
	37,200	10.9	32,200	9.4	21,400	6.3	18.15	13.20	8.75	7.60	2820	2695	2515	3.50	2.50	5 CH33-62D-2F with G60UHV-60D-135	4 49L24	

NOTE - When used with gas furnaces a dual-fuel control (i.e. FM21) or a control system with dual-fuel capabilities (i.e. HarmonyIII, LPZ-2 or LPZ-4) must be used (ordered extra).

NOTE - Ratings for all C33 coils include all cased and uncased coils.

1 Sound Rating Number in accordance with test conditions included in ARI Standard 270.

2 Certified in accordance with USE certification program which is based on ARI Standard 210/240 with 25 ft. (7.6 m) of connecting refrigerant lines;

Cooling Ratings - 95°F (35°C) outdoor air temperature and 80°F (27°C) db/67°F (19°C) wb entering indoor coil air.

High Temperature Heating Ratings - 47°F (8°C) db/43°F (6°C) wb outdoor air temperature and 70°F (21°C) db entering indoor coil air.

Low Temperature Heating Ratings - 17°F (-8.3°C) db/15°F (-9.4°C) wb outdoor air temperature and 70°F (21°C) db entering indoor coil air.

3 Blower must be capable of time-off blower delay, high-speed cooling/heating operation during second-stage compressor operation, and low-speed cooling/heating operation during first-stage compressor operation. Time Delay Relay Kit (40K58) and Indoor Blower Speed Relay Kit (58M81) are recommend for field installation.

4 Factory installed expansion valve or RFC on indoor unit MUST be replaced with valve specified.

5 Blower control must be set for a time-off blower delay.

7 Includes all heat sizes for this model.

ARI RATINGS

4 TON

Outdoor Unit Model No. Unit Size ¹ Sound Rating Number	² ARI Standard 210/240 Ratings															Indoor Unit Model No.	Expansion Device		
	Cooling Capacity		High Temp. Heating Capacity		Low Temp. Heating Capacity		Efficiency				Total Cool. Watts	Total High Htg. Watts	Total Low Htg. Watts	High Htg. COP	Low Htg. COP				
	Btuh	kW	Btuh	kW	Btuh	kW	SEER	EER	IV	V									
HPXA19-048 4 Ton (73 dB)	Air Handlers	44,000	12.9	44,000	12.9	25,800	7.6	14.40	11.00	8.25	7.05	4015	3705	3285	3.48	2.30	³ CB30M-41 (Multi)	⁴ 49L25	
		44,000	12.9	44,000	12.9	25,800	7.6	14.40	11.00	8.25	7.05	4015	3705	3285	3.48	2.30	³ CBX32M-036 (Multi)	⁴ 49L25	
		44,000	12.9	44,000	12.9	25,800	7.6	14.40	11.00	8.25	7.05	4015	3705	3285	3.48	2.30	³ CB30M-46 (Multi)	⁴ 49L25	
		44,000	12.9	44,000	12.9	25,800	7.6	14.40	11.00	8.25	7.05	4015	3705	3285	3.48	2.30	³ CBX32M-042 (Multi)	Factory Installed	
		44,000	12.9	44,000	12.9	25,800	7.6	14.10	11.00	8.25	7.00	4015	3710	3290	3.48	2.30	³ CB30U-41/46 (Up-Flow)	⁴ 49L25	
		44,000	12.9	44,000	12.9	26,000	7.6	15.25	10.85	8.30	7.05	4060	3725	3320	3.46	2.30	⁵ CB31MV-41 (Multi)	⁴ 49L25	
		44,000	12.9	44,000	12.9	26,000	7.6	15.25	10.85	8.30	7.05	4060	3725	3320	3.46	2.30	⁵ CBX32MV-036 (Multi)	⁴ 49L25	
		46,000	13.5	44,500	13.0	26,200	7.7	14.35	11.25	8.40	7.10	4085	3610	3280	3.62	2.34	³ CB30U-51 (Up-Flow)	⁴ 49L25	
		46,500	13.6	44,500	13.0	26,000	7.6	14.60	11.40	8.40	7.10	4075	3630	3265	3.60	2.34	³ CB30M-51 (Multi)	⁴ 49L25	
		46,500	13.6	44,500	13.0	26,000	7.6	14.60	11.40	8.40	7.10	4075	3630	3265	3.60	2.34	³ CBX32M-048 (Multi)	Factory Installed	
		47,000	13.8	44,500	13.0	26,000	7.6	14.55	11.55	8.30	7.05	4075	3660	3290	3.56	2.32	³ CB30M-65 (Multi)	⁴ 49L25	
		47,000	13.8	44,500	13.0	26,000	7.6	14.55	11.55	8.30	7.05	4075	3660	3290	3.56	2.32	³ CBX32M-060 (Multi)	Factory Installed	
		47,000	13.8	44,000	12.9	25,800	7.6	16.00	11.60	8.40	7.10	4055	3615	3235	3.56	2.34	⁵ CB31MV-65 (Multi)	⁴ 49L25	
		47,000	13.8	44,000	12.9	25,800	7.6	16.00	11.60	8.40	7.10	4055	3615	3235	3.56	2.34	⁵ CBX32MV-060 (Multi)	Factory Installed	
		47,000	13.8	44,500	13.0	26,000	7.6	15.00	11.50	8.35	7.05	4085	3655	3285	3.56	2.32	³ CB30U-65 (Up-Flow)	⁴ 49L25	
		47,000	13.8	44,500	13.0	26,000	7.6	16.00	11.60	8.50	7.20	4050	3600	3225	3.62	2.36	⁵ CB31MV-51 (Multi)	⁴ 49L25	
		47,000	13.8	44,500	13.0	26,000	7.6	16.00	11.60	8.50	7.20	4050	3600	3225	3.62	2.36	^{5,6} CBX32MV-048 (Multi)	Factory Installed	
		Up-Flow Indoor Coils	47,500	13.9	44,000	12.9	26,000	7.6	14.35	11.40	7.90	6.75	4175	3855	3460	3.34	2.20	³ C33-62D	⁴ 49L25
			47,500	13.9	44,000	12.9	26,000	7.6	14.35	11.40	7.90	6.75	4175	3855	3460	3.34	2.20	³ CX34-62D-6F	Factory Installed
		Up-Flow Indoor Coils with Furnaces	47,500	13.9	44,000	12.9	25,600	7.5	15.75	11.65	8.05	6.85	4075	3755	3360	3.44	2.24	⁵ C33-62D with G61MPV-60D-135	⁴ 49L25
47,500	13.9		44,000	12.9	25,600	7.5	15.75	11.65	8.05	6.85	4075	3755	3360	3.44	2.24	⁵ CX34-62D-6F with G61MPV-60D-135	Factory Installed		
48,000	14.1		43,500	12.7	25,400	7.4	15.85	12.00	8.15	6.95	3995	3650	3265	3.50	2.28	⁵ C33-62D with G60UHV-60D-135	⁴ 49L25		
Down-Flow Indoor Coils	48,000	14.1	43,500	12.7	25,400	7.4	15.85	12.00	8.15	6.95	3995	3650	3265	3.50	2.28	⁵ CX34-62D-6F with G60UHV-60D-135	Factory Installed		
	45,500	13.3	44,000	12.9	26,000	7.6	13.85	11.00	7.80	6.70	4145	3910	3480	3.30	2.18	³ CR26-48N/W-F	49L25		
Down-Flow Indoor Coils with Furnaces	46,000	13.5	43,500	12.7	25,600	7.5	15.55	11.50	8.10	6.90	4000	3735	3325	3.42	2.26	⁵ CR26-48N-F with G60DFV-60C-110	49L25		
Horizontal Indoor Coils	47,000	13.8	44,000	12.9	26,000	7.6	14.20	11.30	7.80	6.65	4165	3880	3500	3.32	2.18	³ CH33-62D-2F	⁴ 49L25		
	47,500	13.9	45,000	13.2	26,400	7.7	14.35	11.40	8.35	7.05	4170	3685	3335	3.58	2.32	³ CH23-68	49L25		
Horizontal Indoor Coils with Furnaces	47,000	13.8	44,000	12.9	25,600	7.5	15.55	11.55	7.95	6.75	4070	3780	3405	3.42	2.20	⁵ CH33-62D-2F with G61MPV-60D-135	⁴ 49L25		
	47,500	13.9	43,500	12.7	25,400	7.4	15.70	11.90	8.10	6.85	3990	3680	3315	3.46	2.24	⁵ CH33-62D-2F with G60UHV-60D-135	⁴ 49L25		

NOTE - When used with gas furnaces a dual-fuel control (i.e. FM21) or a control system with dual-fuel capabilities (i.e. HarmonyIII, LPZ-2 or LPZ-4) must be used (ordered extra).
NOTE - Ratings for all C33 coils include all cased and uncased coils.

¹ Sound Rating Number in accordance with test conditions included in ARI Standard 270.

² Certified in accordance with USE certification program which is based on ARI Standard 210/240 with 25 ft. (7.6 m) of connecting refrigerant lines;
Cooling Ratings - 95°F (35°C) outdoor air temperature and 80°F (27°C) db/67°F (19°C) wb entering indoor coil air.

High Temperature Heating Ratings - 47°F (8°C) db/43°F (6°C) wb outdoor air temperature and 70°F (21°C) db entering indoor coil air.

Low Temperature Heating Ratings - 17°F (-8.3°C) db/15°F (-9.4°C) wb outdoor air temperature and 70°F (21°C) db entering indoor coil air.

³ Blower must be capable of time-off blower delay, high-speed cooling/heating operation during second-stage compressor operation, and low-speed cooling/heating operation during first-stage compressor operation. Time Delay Relay Kit (40K58) and Indoor Blower Speed Relay Kit (58M81) are recommend for field installation.

⁴ Factory installed expansion valve or RFC on indoor unit MUST be replaced with valve specified.

⁵ Blower control must be set for a time-off blower delay.

⁶ Most popular air handler combination.

ARI RATINGS

5 TON

² ARI Standard 210/240 Ratings

Outdoor Unit Model No. Unit Size ¹ Sound Rating Number	² ARI Standard 210/240 Ratings														Indoor Unit Model No.	Expansion Device		
	Cooling Capacity		High Temp. Heating Capacity		Low Temp. Heating Capacity		Efficiency				Total Cool. Watts	Total High Htg. Watts	Total Low Htg. Watts	High Htg. COP			Low Htg. COP	
	Btuh	kW	Btuh	kW	Btuh	kW	SEER	EER	HSPF									
								IV	V									
HPXA19-060 5 Ton (75 dB)	Air Handlers	56,500	16.6	53,000	15.5	33,400	9.8	14.10	10.80	7.85	6.90	5220	4800	4385	3.24	2.24	³ CB30M-51 (Multi)	⁴ 49L25
		56,500	16.6	53,000	15.5	33,400	9.8	14.10	10.80	7.85	6.90	5220	4800	4385	3.24	2.24	³ CBX32M-048 (Multi)	Factory Installed
		55,500	16.3	52,000	15.2	32,800	9.6	13.90	11.00	7.85	6.95	5045	4750	4285	3.20	2.24	³ CB30U-51 (Up-Flow)	⁴ 49L25
		57,000	16.7	53,500	15.7	32,000	9.4	15.00	10.90	8.35	7.25	5230	4725	3890	3.32	2.40	⁵ CB31MV-51 (Multi)	⁴ 49L25
		57,000	16.7	53,500	15.7	32,000	9.4	15.00	10.90	8.35	7.25	5230	4725	3890	3.32	2.40	⁵ CBX32MV-048 (Multi)	Factory Installed
		57,500	16.9	53,000	15.5	33,400	9.8	14.10	11.00	7.80	6.85	5240	4820	4405	3.22	2.22	³ CB30U-65 (Up-Flow)	⁴ 49L25
		57,500	16.9	53,500	15.7	33,600	9.8	14.00	10.90	7.80	6.85	5270	4810	4430	3.26	2.22	³ CB30M-65 (Multi)	⁴ 49L25
		57,500	16.9	53,500	15.7	33,600	9.8	14.00	10.90	7.80	6.85	5270	4810	4430	3.26	2.22	³ CBX32M-060 (Multi)	Factory Installed
		57,500	16.9	54,000	15.8	32,400	9.5	15.00	11.00	8.20	7.15	5235	4855	4010	3.26	2.36	⁵ CB31MV-65 (Multi)	⁴ 49L25
		57,500	16.9	54,000	15.8	32,400	9.5	15.00	11.00	8.20	7.15	5235	4855	4010	3.26	2.36	^{5,6} CBX32MV-060 (Multi)	Factory Installed
Up-Flow Indoor Coils	59,000	17.3	53,000	15.5	33,200	9.7	13.85	11.15	7.50	6.65	5290	4930	4540	3.16	2.14	³ C33-62D	⁴ 49L25	
	59,000	17.3	53,000	15.5	33,200	9.7	13.85	11.15	7.50	6.65	5290	4930	4540	3.16	2.14	³ CX34-62D-6F	Factory Installed	
Up-Flow Indoor Coils with Furnaces	59,000	17.3	52,500	15.4	33,200	9.7	15.05	11.25	7.60	6.70	5255	4900	4510	3.14	2.16	⁵ C33-62D with G61MPV-60D-135	⁴ 49L25	
	59,000	17.3	52,500	15.4	33,200	9.7	15.05	11.25	7.60	6.70	5255	4900	4510	3.14	2.16	⁵ CX34-62D-6F with G61MPV-60D-135	Factory Installed	
	58,500	17.1	52,000	15.2	32,800	9.6	14.80	11.35	7.55	6.70	5150	4850	4440	3.14	2.16	⁵ C33-62D with G60UHV-60D-135	⁴ 49L25	
	58,500	17.1	52,000	15.2	32,800	9.6	14.80	11.35	7.55	6.70	5150	4850	4440	3.14	2.16	⁵ CX34-62D-6F with G60UHV-60D-135	Factory Installed	
Down-Flow Indoor Coils	56,000	16.4	52,000	15.2	33,000	9.7	13.70	10.90	7.65	6.75	5130	4875	4410	3.12	2.20	³ CR26-60N/W-F	49L25	
Down-Flow Indoor Coils with Furnaces	57,000	16.7	52,500	15.4	33,200	9.7	14.75	11.00	7.80	6.85	5175	4800	4385	3.20	2.22	⁵ CR26-60W-F with G60DFV-60D-135	49L25	
Horizontal Indoor Coils	58,000	17.0	52,500	15.4	33,200	9.7	13.70	11.00	7.40	6.60	5275	4980	4570	3.08	2.12	³ CH33-62D-2F	⁴ 49L25	
	58,000	17.0	53,000	15.5	33,200	9.7	13.85	11.15	7.90	6.95	5200	4725	4325	3.28	2.24	³ CH23-68	⁴ 49L25	
Horizontal Indoor Coils with Furnaces	58,000	17.0	52,500	15.4	33,000	9.7	14.90	11.05	7.50	6.65	5245	4955	4545	3.10	2.12	⁵ CH33-62D-2F with G61MPV-60D-135	⁴ 49L25	
	57,500	16.9	52,000	15.2	32,600	9.6	14.65	11.20	7.50	6.60	5135	4890	4490	3.12	2.12	⁵ CH33-62D-2F with G60UHV-60D-135	⁴ 49L25	

NOTE - When used with gas furnaces a dual-fuel control (i.e. FM21) or a control system with dual-fuel capabilities (i.e. HarmonyIII, LPZ-2 or LPZ-4) must be used (ordered extra).

NOTE - Ratings for all C33 coils include all cased and uncased coils.

¹ Sound Rating Number in accordance with test conditions included in ARI Standard 270.

² Certified in accordance with USE certification program which is based on ARI Standard 210/240 with 25 ft. (7.6 m) of connecting refrigerant lines;

Cooling Ratings - 95°F (35°C) outdoor air temperature and 80°F (27°C) db/67°F (19°C) wb entering indoor coil air.

High Temperature Heating Ratings - 47°F (8°C) db/43°F (6°C) wb outdoor air temperature and 70°F (21°C) db entering indoor coil air.

Low Temperature Heating Ratings - 17°F (-8.3°C) db/15°F (-9.4°C) wb outdoor air temperature and 70°F (21°C) db entering indoor coil air.

³ Blower must be capable of time-off blower delay, high-speed cooling/heating operation during second-stage compressor operation, and low-speed cooling/heating operation during first-stage compressor operation. Time Delay Relay Kit (**40K58**) and Indoor Blower Speed Relay Kit (**58M81**) are recommend for field installation.

⁴ **Factory installed expansion valve or RFC on indoor unit MUST be replaced with valve specified.**

⁵ Blower control must be set for a time-off blower delay.

⁶ Most popular air handler combination.

HEATING AND COOLING RATINGS

2 TON (-024)

NOTE - For Temperatures and Capacities not shown in tables, see bulletin - Cooling Unit Rating Table Correction Factor Data in Miscellaneous Engineering Data section.

HPXA19-024 - CBX32MV-018/024 - FIRST STAGE COOLING CAPACITY

Entering Wet Bulb Temperature	Total Air Volume		Outdoor Air Temperature Entering Outdoor Coil																							
			75°F (24°C)						85°F (29°C)						95°F (35°C)						105°F (41°C)					
			Total Cooling Capacity		Comp Motor kW Input	Sensible To Total Ratio (S/T) Dry Bulb			Total Cooling Capacity		Comp Motor kW Input	Sensible To Total Ratio (S/T) Dry Bulb			Total Cooling Capacity		Comp Motor kW Input	Sensible To Total Ratio (S/T) Dry Bulb			Total Cooling Capacity		Comp Motor kW Input	Sensible To Total Ratio (S/T) Dry Bulb		
			kBtuh	kW		75°F 24°C	80°F 27°C	85°F 29°C	kBtuh	kW		75°F 24°C	80°F 27°C	85°F 29°C	kBtuh	kW		75°F 24°C	80°F 27°C	85°F 29°C	kBtuh	kW		75°F 24°C	80°F 27°C	85°F 29°C
63°F (17°C)	455	215	18.4	5.4	.83	.72	.84	.97	17.4	5.1	.99	.73	.87	.99	16.3	4.8	1.18	.75	.89	1.00	15.2	4.5	1.40	.78	.93	1.00
	595	280	19.8	5.8	.83	.77	.92	1.00	18.7	5.5	.99	.79	.95	1.00	17.5	5.1	1.17	.81	.98	1.00	16.3	4.8	1.39	.84	1.00	1.00
	685	325	20.4	6.0	.83	.80	.96	1.00	19.4	5.7	1.00	.83	.99	1.00	18.2	5.3	1.18	.85	1.00	1.00	17.1	5.0	1.40	.89	1.00	1.00
67°F (19°C)	455	215	19.7	5.8	.83	.57	.69	.80	18.7	5.5	.99	.58	.70	.82	17.6	5.2	1.18	.59	.72	.85	16.4	4.8	1.39	.60	.74	.88
	595	280	21.2	6.2	.84	.60	.74	.87	20.0	5.9	.99	.61	.76	.90	18.9	5.5	1.18	.62	.78	.94	17.5	5.1	1.39	.64	.81	.97
	685	325	22.0	6.4	.84	.62	.77	.92	20.8	6.1	1.00	.63	.79	.95	19.5	5.7	1.18	.65	.82	.98	18.1	5.3	1.39	.67	.86	1.00
71°F (22°C)	455	215	21.0	6.2	.83	.44	.55	.66	20.0	5.9	.99	.44	.56	.67	18.8	5.5	1.18	.45	.57	.69	17.6	5.2	1.39	.45	.58	.71
	595	280	22.6	6.6	.84	.45	.58	.71	21.4	6.3	1.00	.45	.59	.73	20.2	5.9	1.18	.46	.61	.75	18.8	5.5	1.39	.47	.63	.78
	685	325	23.4	6.9	.84	.46	.60	.74	22.2	6.5	1.00	.46	.62	.76	20.8	6.1	1.18	.47	.63	.79	19.4	5.7	1.40	.48	.65	.82

HPXA19-024 - CBX32MV-018/024 - SECOND STAGE COOLING CAPACITY

Entering Wet Bulb Temperature	Total Air Volume		Outdoor Air Temperature Entering Outdoor Coil																							
			85°F (29°C)						95°F (35°C)						105°F (41°C)						115°F (46°C)					
			Total Cooling Capacity		Comp Motor kW Input	Sensible To Total Ratio (S/T) Dry Bulb			Total Cooling Capacity		Comp Motor kW Input	Sensible To Total Ratio (S/T) Dry Bulb			Total Cooling Capacity		Comp Motor kW Input	Sensible To Total Ratio (S/T) Dry Bulb			Total Cooling Capacity		Comp Motor kW Input	Sensible To Total Ratio (S/T) Dry Bulb		
			kBtuh	kW		75°F 24°C	80°F 27°C	85°F 29°C	kBtuh	kW		75°F 24°C	80°F 27°C	85°F 29°C	kBtuh	kW		75°F 24°C	80°F 27°C	85°F 29°C	kBtuh	kW		75°F 24°C	80°F 27°C	85°F 29°C
63°F (17°C)	620	295	24.0	7.0	1.42	.73	.86	.99	22.8	6.7	1.65	.75	.89	1.00	21.2	6.2	1.91	.77	.92	1.00	19.6	5.7	2.22	.80	.96	1.00
	825	390	25.6	7.5	1.43	.79	.95	1.00	24.2	7.1	1.66	.82	.98	1.00	22.6	6.6	1.92	.84	1.00	1.00	21.0	6.2	2.22	.88	1.00	1.00
	950	450	26.4	7.7	1.43	.83	.99	1.00	25.0	7.3	1.66	.86	1.00	1.00	23.4	6.9	1.93	.89	1.00	1.00	22.0	6.2	2.23	.93	1.00	1.00
67°F (19°C)	620	295	25.6	7.5	1.42	.58	.70	.83	24.2	7.1	1.66	.59	.72	.85	22.6	6.6	1.92	.60	.74	.88	21.0	6.2	2.22	.62	.77	.92
	825	390	27.4	8.0	1.43	.62	.77	.92	25.8	7.6	1.67	.63	.79	.95	24.0	7.0	1.92	.65	.82	.98	22.2	6.5	2.22	.67	.85	1.00
	950	450	28.0	8.2	1.43	.64	.80	.96	26.4	7.7	1.66	.65	.83	.99	24.6	7.2	1.92	.67	.86	1.00	22.8	6.7	2.23	.70	.90	1.00
71°F (22°C)	620	295	27.2	8.0	1.43	.44	.56	.68	25.6	7.5	1.66	.45	.57	.69	24.0	7.0	1.93	.45	.58	.72	22.4	6.6	2.23	.46	.60	.74
	825	390	29.0	8.5	1.44	.46	.60	.74	27.4	8.0	1.67	.46	.61	.76	25.6	7.5	1.93	.47	.63	.79	23.6	6.9	2.23	.48	.65	.83
	950	450	29.8	8.7	1.44	.47	.62	.78	28.0	8.2	1.68	.47	.64	.80	26.2	7.7	1.94	.48	.66	.84	24.4	7.2	2.24	.49	.69	.88

HPXA19-024 - CBX32MV-018/024 - FIRST STAGE HEATING CAPACITY

Indoor Coil Air Volume 70°F db (21°C db)	Air Temperature Entering Outdoor Coil												
	65°F (18°C)			60°F (16°C)			55°F (13°C)			50°F (10°C)			
	cfm	L/s	Total Heating Capacity kBtuh	kW	Comp. Motor kW Input	Total Heating Capacity kBtuh	kW	Comp. Motor kW Input	Total Heating Capacity kBtuh	kW	Comp. Motor kW Input	Total Heating Capacity kBtuh	kW
455	215	20.7	6.1	1.46	19.2	5.6	1.43	17.7	5.2	1.40	16.3	4.8	1.37
595	280	21.6	6.3	1.29	20.2	5.9	1.26	18.7	5.5	1.23	17.2	5.0	1.20
685	325	22.1	6.5	1.23	20.6	6.0	1.20	19.2	5.6	1.17	17.7	5.2	1.14

HPXA19-024 - CBX32MV-018/024 - SECOND STAGE HEATING CAPACITY

Indoor Coil Air Volume 70°F db (21°C db)	Air Temperature Entering Outdoor Coil														
	65°F (18°C)			45°F (7°C)			25°F (-4°C)			5°F (-15°C)			-15°F (-26°C)		
	cfm	L/s	Total Heating Capacity kBtuh	kW	Comp. Motor kW Input	Total Heating Capacity kBtuh	kW	Comp. Motor kW Input	Total Heating Capacity kBtuh	kW	Comp. Motor kW Input	Total Heating Capacity kBtuh	kW	Comp. Motor kW Input	
620	295	26.6	7.8	1.78	20.5	6.0	1.69	14.0	4.1	1.61	9.9	2.9	1.46		
825	390	27.5	8.1	1.62	21.4	6.3	1.54	14.9	4.4	1.45	10.8	3.2	1.31		
950	450	28.0	8.2	1.56	21.9	6.4	1.48	15.4	4.5	1.39	11.3	3.3	1.25		

HPXA19-024 - CBX32MV-018/024 - HEATING PERFORMANCE at 825 cfm (390 L/s) Indoor Coil Air Volume

*Outdoor Temperature		Compressor Motor kW Input		Total Output	
°F	°C	kW Input		kBtuh	kW
65	18	1.62		27.5	8.1
60	16	1.60		26.1	7.6
55	13	1.58		24.7	7.2
50	10	1.56		23.3	6.8
47	8	1.55		22.4	6.6
45	7	1.54		21.4	6.3
40	4	1.51		18.6	5.5
35	2	1.49		15.9	4.7
30	-1	1.47		15.4	4.5
25	-4	1.45		14.9	4.4
20	-7	1.43		14.4	4.2
17	-8	1.42		14.0	4.1
15	-9	1.42		13.5	4.0
10	-12	1.40		12.1	3.5
5	-15	1.31		10.8	3.2
0	-18	1.22		9.5	2.8
-5	-21	1.13		8.1	2.4
-10	-23	1.04		6.8	2.0
-15	-26	.95		5.5	1.6
-20	-29	.86		4.2	1.2

HEATING AND COOLING RATINGS

2 TON (-024)

NOTE - For Temperatures and Capacities not shown in tables, see bulletin - Cooling Unit Rating Table Correction Factor Data in Miscellaneous Engineering Data section.

HPXA19-024 - CBX32M-030 - CB30M-31 - FIRST STAGE COOLING CAPACITY

Entering Wet Bulb Temperature	Total Air Volume		Outdoor Air Temperature Entering Outdoor Coil																							
			75°F (24°C)						85°F (29°C)						95°F (35°C)						105°F (41°C)					
			Total Cooling Capacity		Comp Motor kW Input	Sensible To Total Ratio (S/T) Dry Bulb			Total Cooling Capacity		Comp Motor kW Input	Sensible To Total Ratio (S/T) Dry Bulb			Total Cooling Capacity		Comp Motor kW Input	Sensible To Total Ratio (S/T) Dry Bulb			Total Cooling Capacity		Comp Motor kW Input	Sensible To Total Ratio (S/T) Dry Bulb		
			kBtuh	kW		75°F 24°C	80°F 27°C	85°F 29°C	kBtuh	kW		75°F 24°C	80°F 27°C	85°F 29°C	kBtuh	kW		75°F 24°C	80°F 27°C	85°F 29°C	kBtuh	kW		75°F 24°C	80°F 27°C	85°F 29°C
63°F (17°C)	420	200	18.1	5.3	.83	.71	.83	.95	17.1	5.0	.99	.72	.85	.97	16.1	4.7	1.18	.74	.87	1.00	14.9	4.4	1.40	.76	.90	1.00
	560	265	19.7	5.8	.83	.76	.90	1.00	18.6	5.5	.99	.78	.93	1.00	17.4	5.1	1.18	.80	.96	1.00	16.2	4.7	1.39	.83	1.00	1.00
	700	330	20.8	6.1	.83	.81	.97	1.00	19.7	5.8	.99	.84	1.00	1.00	18.6	5.5	1.18	.86	1.00	1.00	17.5	5.1	1.40	.80	1.00	1.00
67°F (19°C)	420	200	19.4	5.7	.83	.56	.68	.79	18.4	5.4	.99	.57	.69	.81	17.3	5.1	1.18	.58	.71	.83	16.1	4.7	1.40	.59	.73	.86
	560	265	21.2	6.2	.83	.59	.73	.86	20.0	5.9	.99	.60	.75	.89	18.8	5.5	1.18	.62	.77	.92	17.5	5.1	1.39	.63	.80	.96
	700	330	22.4	6.6	.84	.62	.78	.93	21.2	6.2	1.00	.64	.80	.96	19.7	5.8	1.18	.65	.83	.99	18.3	5.4	1.40	.68	.87	1.00
71°F (22°C)	420	200	20.6	6.0	.83	.43	.54	.65	19.6	5.7	.99	.44	.55	.66	18.5	5.4	1.18	.44	.56	.68	17.3	5.1	1.39	.44	.57	.70
	560	265	22.6	6.6	.84	.45	.57	.70	21.4	6.3	1.00	.45	.59	.72	20.0	5.9	1.18	.46	.60	.74	18.7	5.5	1.39	.46	.62	.77
	700	330	23.8	7.0	.84	.46	.61	.75	22.6	6.6	1.00	.46	.62	.77	21.2	6.2	1.19	.47	.64	.80	19.7	5.8	1.39	.48	.66	.84

HPXA19-024 - CBX32M-030 - CB30M-31 - SECOND STAGE COOLING CAPACITY

Entering Wet Bulb Temperature	Total Air Volume		Outdoor Air Temperature Entering Outdoor Coil																							
			85°F (29°C)						95°F (35°C)						105°F (41°C)						115°F (46°C)					
			Total Cooling Capacity		Comp Motor kW Input	Sensible To Total Ratio (S/T) Dry Bulb			Total Cooling Capacity		Comp Motor kW Input	Sensible To Total Ratio (S/T) Dry Bulb			Total Cooling Capacity		Comp Motor kW Input	Sensible To Total Ratio (S/T) Dry Bulb			Total Cooling Capacity		Comp Motor kW Input	Sensible To Total Ratio (S/T) Dry Bulb		
			kBtuh	kW		75°F 24°C	80°F 27°C	85°F 29°C	kBtuh	kW		75°F 24°C	80°F 27°C	85°F 29°C	kBtuh	kW		75°F 24°C	80°F 27°C	85°F 29°C	kBtuh	kW		75°F 24°C	80°F 27°C	85°F 29°C
63°F (17°C)	600	285	24.0	7.0	1.42	.73	.86	.98	22.6	6.6	1.65	.74	.88	1.00	21.2	6.2	1.91	.77	.91	1.00	19.6	5.7	2.21	.79	.95	1.00
	800	380	25.8	7.6	1.43	.79	.95	1.00	24.2	7.1	1.66	.81	.98	1.00	22.6	6.6	1.92	.84	1.00	1.00	21.2	6.2	2.22	.88	1.00	1.00
	1000	470	27.0	7.9	1.43	.85	1.00	1.00	25.6	7.5	1.66	.88	1.00	1.00	24.2	7.1	1.92	.92	1.00	1.00	22.6	6.6	2.23	.96	1.00	1.00
67°F (19°C)	600	285	25.6	7.5	1.42	.58	.70	.82	24.2	7.1	1.66	.59	.72	.84	22.6	6.6	1.92	.60	.74	.87	21.0	6.2	2.23	.61	.76	.91
	800	380	27.4	8.0	1.43	.61	.76	.91	25.8	7.6	1.66	.63	.79	.94	24.2	7.1	1.92	.64	.81	.98	22.2	6.5	2.23	.66	.85	1.00
	1000	470	28.6	8.4	1.44	.65	.83	.98	27.0	7.9	1.67	.67	.85	1.00	25.0	7.3	1.93	.69	.89	1.00	23.0	6.7	2.23	.71	.93	1.00
71°F (22°C)	600	285	27.2	8.0	1.43	.44	.56	.67	25.6	7.5	1.66	.44	.57	.69	24.0	7.0	1.93	.45	.58	.71	22.4	6.6	2.23	.45	.60	.74
	800	380	29.2	8.6	1.44	.45	.60	.74	27.4	8.0	1.67	.46	.61	.76	25.6	7.5	1.93	.47	.63	.79	23.8	7.0	2.23	.48	.65	.82
	1000	470	30.4	8.9	1.45	.47	.64	.80	28.6	8.4	1.68	.48	.66	.83	26.6	7.8	1.94	.49	.68	.86	24.6	7.2	2.24	.50	.70	.90

HPXA19-024 - CBX32M-030 - CB30M-31 - FIRST STAGE HEATING CAPACITY

Indoor Coil Air Volume 70°F db (21°C db)		Air Temperature Entering Outdoor Coil											
		65°F (18°C)			60°F (16°C)			55°F (13°C)			50°F (10°C)		
		Total Heating Capacity	Comp. Motor kW Input	Total Heating Capacity	Comp. Motor kW Input	Total Heating Capacity	Comp. Motor kW Input	Total Heating Capacity	Comp. Motor kW Input	Total Heating Capacity	Comp. Motor kW Input	Total Heating Capacity	Comp. Motor kW Input
kBtuh	kW	kBtuh		kW		kBtuh		kW		kBtuh		kW	
420	200	21.2	6.2	1.53	19.7	5.8	1.43	18.2	5.3	1.34	16.8	4.9	1.24
560	265	22.0	6.4	1.52	20.6	6.0	1.43	19.1	5.6	1.33	17.6	5.2	1.24
700	330	19.3	5.7	1.17	17.8	5.2	1.08	16.3	4.8	.98	14.8	4.3	.89

HPXA19-024 - CBX32M-030 - CB30M-31 - SECOND STAGE HEATING CAPACITY

Indoor Coil Air Volume 70°F db (21°C db)		Air Temperature Entering Outdoor Coil														
		65°F (18°C)			45°F (7°C)			25°F (-4°C)			5°F (-15°C)			-15°F (-26°C)		
		Total Heating Capacity	Comp. Motor kW Input	Total Heating Capacity	Comp. Motor kW Input	Total Heating Capacity	Comp. Motor kW Input	Total Heating Capacity	Comp. Motor kW Input	Total Heating Capacity	Comp. Motor kW Input	Total Heating Capacity	Comp. Motor kW Input			
kBtuh	kW	kBtuh		kW		kBtuh		kW		kBtuh		kW		kBtuh	kW	
600	285	26.1	7.6	1.75	21.0	6.2	1.67	15.5	4.5	1.59	12.0	3.5	1.45	7.6	2.2	1.10
800	380	23.2	6.8	1.58	18.1	5.3	1.51	12.6	3.7	1.43	9.1	2.7	1.29	4.7	1.4	.93
1000	470	23.6	6.9	1.48	18.5	5.4	1.40	13.0	3.8	1.32	9.5	2.8	1.18	5.1	1.5	.83

HPXA19-024 - CBX32M-030 - CB30M-31 - HEATING PERFORMANCE at 800 cfm (380 L/s) Indoor Coil Air Volume

*Outdoor Temperature		Compressor Motor kW Input	Total Output	
°F	°C		kBtuh	kW
65	18	1.58	23.2	6.8
60	16	1.56	22.1	6.5
55	13	1.54	20.9	6.1
50	10	1.53	19.7	5.8
47	8	1.51	19.0	5.6
45	7	1.51	18.1	5.3
40	4	1.48	15.8	4.6
35	2	1.46	13.5	4.0
30	-1	1.44	13.0	3.8
25	-4	1.43	12.6	3.7
20	-7	1.41	12.1	3.5
17	-8	1.40	11.9	3.5
15	-9	1.40	11.4	3.3
10	-12	1.38	10.2	3.0
5	-15	1.29	9.1	2.7
0	-18	1.20	8.0	2.3
-5	-21	1.11	6.9	2.0
-10	-23	1.02	5.8	1.7
-15	-26	.93	4.7	1.4
-20	-29	.84	3.6	1.1

HEATING AND COOLING RATINGS

2 TON (-024)

NOTE - For Temperatures and Capacities not shown in tables, see bulletin - Cooling Unit Rating Table Correction Factor Data in Miscellaneous Engineering Data section.

HPXA19-024 - CBX32M-042 - CB30M-46 - FIRST STAGE COOLING CAPACITY

Entering Wet Bulb Temperature	Total Air Volume		Outdoor Air Temperature Entering Outdoor Coil																							
			75°F (24°C)						85°F (29°C)						95°F (35°C)						105°F (41°C)					
			Total Cooling Capacity		Comp Motor kW Input	Sensible To Total Ratio (S/T) Dry Bulb			Total Cooling Capacity		Comp Motor kW Input	Sensible To Total Ratio (S/T) Dry Bulb			Total Cooling Capacity		Comp Motor kW Input	Sensible To Total Ratio (S/T) Dry Bulb			Total Cooling Capacity		Comp Motor kW Input	Sensible To Total Ratio (S/T) Dry Bulb		
			kBtuh	kW		75°F 24°C	80°F 27°C	85°F 29°C	kBtuh	kW		75°F 24°C	80°F 27°C	85°F 29°C	kBtuh	kW		75°F 24°C	80°F 27°C	85°F 29°C	kBtuh	kW		75°F 24°C	80°F 27°C	85°F 29°C
63°F (17°C)	420	200	18.2	5.3	.83	.71	.83	.95	17.2	5.0	.99	.72	.85	.97	16.1	4.7	1.18	.74	.87	1.00	15.0	4.4	1.40	.76	.91	1.00
	560	265	19.8	5.8	.83	.76	.90	1.00	18.6	5.5	.99	.78	.93	1.00	17.5	5.1	1.18	.80	.96	1.00	16.2	4.7	1.39	.83	1.00	1.00
	700	330	21.0	6.2	.83	.81	.98	1.00	19.8	5.8	1.00	.84	1.00	1.00	18.7	5.5	1.18	.87	1.00	1.00	17.6	5.2	1.40	.90	1.00	1.00
67°F (19°C)	420	200	19.5	5.7	.83	.56	.68	.79	18.5	5.4	.99	.57	.69	.81	17.4	5.1	1.18	.58	.71	.83	16.2	4.7	1.40	.59	.73	.86
	560	265	21.2	6.2	.84	.59	.73	.86	20.0	5.9	.99	.60	.75	.89	18.8	5.5	1.18	.62	.77	.92	17.5	5.1	1.39	.63	.80	.96
	700	330	22.4	6.6	.84	.63	.78	.94	21.2	6.2	1.00	.64	.81	.97	19.8	5.8	1.18	.66	.84	1.00	18.4	5.4	1.39	.68	.87	1.00
71°F (22°C)	420	200	20.8	6.1	.83	.43	.54	.65	19.7	5.8	.99	.44	.55	.66	18.6	5.5	1.18	.44	.56	.68	17.4	5.1	1.39	.44	.57	.70
	560	265	22.6	6.6	.84	.45	.57	.70	21.4	6.3	1.00	.45	.59	.72	20.2	5.9	1.18	.46	.60	.74	18.8	5.5	1.39	.46	.62	.77
	700	330	23.8	7.0	.84	.46	.61	.75	22.6	6.6	1.00	.46	.62	.78	21.2	6.2	1.18	.47	.64	.80	19.7	5.8	1.40	.48	.66	.84

HPXA19-024 - CBX32M-042 - CB30M-46 - SECOND STAGE COOLING CAPACITY

Entering Wet Bulb Temperature	Total Air Volume		Outdoor Air Temperature Entering Outdoor Coil																							
			85°F (29°C)						95°F (35°C)						105°F (41°C)						115°F (46°C)					
			Total Cooling Capacity		Comp Motor kW Input	Sensible To Total Ratio (S/T) Dry Bulb			Total Cooling Capacity		Comp Motor kW Input	Sensible To Total Ratio (S/T) Dry Bulb			Total Cooling Capacity		Comp Motor kW Input	Sensible To Total Ratio (S/T) Dry Bulb			Total Cooling Capacity		Comp Motor kW Input	Sensible To Total Ratio (S/T) Dry Bulb		
			kBtuh	kW		75°F 24°C	80°F 27°C	85°F 29°C	kBtuh	kW		75°F 24°C	80°F 27°C	85°F 29°C	kBtuh	kW		75°F 24°C	80°F 27°C	85°F 29°C	kBtuh	kW		75°F 24°C	80°F 27°C	85°F 29°C
63°F (17°C)	600	285	24.2	7.1	1.42	.73	.86	.98	22.8	6.7	1.65	.75	.88	1.00	21.2	6.2	1.91	.77	.92	1.00	19.7	5.8	2.21	.79	.95	1.00
	800	380	25.8	7.6	1.42	.79	.95	1.00	24.4	7.2	1.66	.81	.98	1.00	22.8	6.7	1.92	.84	1.00	1.00	21.2	6.2	2.22	.88	1.00	1.00
	1000	470	27.2	8.0	1.43	.85	1.00	1.00	25.8	7.6	1.66	.88	1.00	1.00	24.4	7.2	1.92	.92	1.00	1.00	22.6	6.6	2.23	.96	1.00	1.00
67°F (19°C)	600	285	25.8	7.6	1.42	.58	.70	.82	24.2	7.1	1.66	.59	.72	.85	22.8	6.7	1.92	.60	.74	.88	21.0	6.2	2.23	.61	.76	.91
	800	380	27.6	8.1	1.43	.61	.76	.91	26.0	7.6	1.66	.63	.79	.94	24.2	7.1	1.92	.64	.82	.98	22.4	6.6	2.23	.67	.85	1.00
	1000	470	28.8	8.4	1.44	.65	.83	.99	27.0	7.9	1.67	.67	.86	1.00	25.2	7.4	1.93	.69	.89	1.00	23.2	6.8	2.23	.72	.94	1.00
71°F (22°C)	600	285	27.4	8.0	1.43	.44	.56	.67	25.8	7.6	1.66	.44	.57	.69	24.2	7.1	1.93	.45	.58	.71	22.4	6.6	2.23	.45	.60	.74
	800	380	29.2	8.6	1.44	.45	.60	.74	27.6	8.1	1.67	.46	.61	.76	25.8	7.6	1.93	.47	.63	.79	23.8	7.0	2.23	.48	.65	.82
	1000	470	30.6	9.0	1.45	.47	.64	.80	28.8	8.4	1.68	.48	.66	.83	26.8	7.9	1.94	.49	.68	.87	24.8	7.3	2.24	.50	.71	.91

HPXA19-024 - CBX32M-042 - CB30M-46 - FIRST STAGE HEATING CAPACITY

Indoor Coil Air Volume 70°F db (21°C db)		Air Temperature Entering Outdoor Coil											
		65°F (18°C)			60°F (16°C)			55°F (13°C)			50°F (10°C)		
cfm	L/s	Total Heating Capacity		Comp. Motor kW Input	Total Heating Capacity		Comp. Motor kW Input	Total Heating Capacity		Comp. Motor kW Input	Total Heating Capacity		Comp. Motor kW Input
		kBtuh	kW		kBtuh	kW		kBtuh	kW		kBtuh	kW	
420	200	21.3	6.2	1.47	19.7	5.8	1.44	18.2	5.3	1.41	16.7	4.9	1.38
560	265	22.3	6.5	1.27	20.7	6.1	1.25	19.2	5.6	1.22	17.7	5.2	1.19
700	330	16.4	4.8	1.07	14.8	4.3	1.04	13.3	3.9	1.01	11.8	3.5	.98

HPXA19-024 - CBX32M-042 - CB30M-46 - SECOND STAGE HEATING CAPACITY

Indoor Coil Air Volume 70°F db (21°C db)		Air Temperature Entering Outdoor Coil														
		65°F (18°C)			45°F (7°C)			25°F (-4°C)			5°F (-15°C)			-15°F (-26°C)		
cfm	L/s	Total Heating Capacity		Comp. Motor kW Input	Total Heating Capacity		Comp. Motor kW Input	Total Heating Capacity		Comp. Motor kW Input	Total Heating Capacity		Comp. Motor kW Input	Total Heating Capacity		Comp. Motor kW Input
		kBtuh	kW		kBtuh	kW		kBtuh	kW		kBtuh	kW		kBtuh	kW	
600	285	26.5	7.8	1.71	21.2	6.2	1.65	15.7	4.6	1.59	12.2	3.6	1.46	7.8	2.3	1.11
800	380	23.4	6.9	1.53	18.1	5.3	1.47	12.6	3.7	1.41	9.1	2.7	1.28	4.7	1.4	.93
1000	470	23.8	7.0	1.44	18.5	5.4	1.38	13.0	3.8	1.32	9.5	2.8	1.19	5.1	1.5	.84

HPXA19-024 - CBX32M-042 - CB30M-46 - HEATING PERFORMANCE at 800 cfm (380 L/s) Indoor Coil Air Volume

*Outdoor Temperature		Compressor Motor kW Input	Total Output	
°F	°C		kBtuh	kW
65	18	1.53	23.4	6.9
60	16	1.52	22.2	6.5
55	13	1.51	21.0	6.2
50	10	1.49	19.8	5.8
47	8	1.48	19.1	5.6
45	7	1.47	18.1	5.3
40	4	1.45	15.8	4.6
35	2	1.42	13.5	4.0
30	-1	1.41	13.1	3.8
25	-4	1.41	12.6	3.7
20	-7	1.40	12.2	3.6
17	-8	1.39	11.9	3.5
15	-9	1.39	11.4	3.3
10	-12	1.37	10.3	3.0
5	-15	1.28	9.1	2.7
0	-18	1.19	8.0	2.3
-5	-21	1.11	6.9	2.0
-10	-23	1.02	5.8	1.7
-15	-26	.93	4.7	1.4
-20	-29	.84	3.6	1.1

HEATING AND COOLING RATINGS

2 TON (-024)

NOTE - For Temperatures and Capacities not shown in tables, see bulletin - Cooling Unit Rating Table Correction Factor Data in Miscellaneous Engineering Data section.

HPXA19-024 - CBX32M-036 - CB30M-41 - FIRST STAGE COOLING CAPACITY

Entering Wet Bulb Temperature	Total Air Volume		Outdoor Air Temperature Entering Outdoor Coil																							
			75°F (24°C)						85°F (29°C)						95°F (35°C)						105°F (41°C)					
			Total Cooling Capacity		Comp Motor kW Input	Sensible To Total Ratio (S/T) Dry Bulb			Total Cooling Capacity		Comp Motor kW Input	Sensible To Total Ratio (S/T) Dry Bulb			Total Cooling Capacity		Comp Motor kW Input	Sensible To Total Ratio (S/T) Dry Bulb			Total Cooling Capacity		Comp Motor kW Input	Sensible To Total Ratio (S/T) Dry Bulb		
			kBtuh	kW		75°F 24°C	80°F 27°C	85°F 29°C	kBtuh	kW		75°F 24°C	80°F 27°C	85°F 29°C	kBtuh	kW		75°F 24°C	80°F 27°C	85°F 29°C	kBtuh	kW		75°F 24°C	80°F 27°C	85°F 29°C
63°F (17°C)	420	200	18.2	5.3	.83	.71	.83	.95	17.2	5.0	.99	.72	.85	.97	16.1	4.7	1.18	.74	.87	1.00	15.0	4.4	1.40	.76	.91	1.00
	560	265	19.8	5.8	.83	.76	.90	1.00	18.7	5.5	.99	.78	.93	1.00	17.5	5.1	1.18	.80	.96	1.00	16.2	4.7	1.39	.83	1.00	1.00
	700	330	21.0	6.2	.83	.81	.98	1.00	19.8	5.8	1.00	.84	1.00	1.00	18.7	5.5	1.18	.87	1.00	1.00	17.6	5.2	1.40	.90	1.00	1.00
67°F (19°C)	420	200	19.5	5.7	.83	.56	.68	.79	18.5	5.4	.99	.57	.69	.81	17.4	5.1	1.18	.58	.71	.83	16.2	4.7	1.40	.59	.73	.86
	560	265	21.2	6.2	.84	.59	.73	.86	20.0	5.9	.99	.60	.75	.89	18.8	5.5	1.18	.62	.77	.92	17.5	5.1	1.39	.63	.80	.96
	700	330	22.4	6.6	.84	.63	.78	.94	21.2	6.2	1.00	.64	.81	.97	19.8	5.8	1.18	.66	.84	1.00	18.4	5.4	1.39	.68	.87	1.00
71°F (22°C)	420	200	20.8	6.1	.83	.43	.54	.65	19.7	5.8	.99	.44	.55	.66	18.6	5.5	1.18	.44	.56	.68	17.4	5.1	1.39	.44	.57	.70
	560	265	22.6	6.6	.84	.45	.57	.70	21.4	6.3	1.00	.45	.59	.72	20.2	5.9	1.18	.46	.60	.74	18.8	5.5	1.39	.46	.62	.77
	700	330	23.8	7.0	.84	.46	.61	.75	22.6	6.6	1.00	.46	.62	.78	21.2	6.2	1.18	.47	.64	.80	19.7	5.8	1.40	.48	.66	.84

HPXA19-024 - CBX32M-036 - CB30M-41 - SECOND STAGE COOLING CAPACITY

Entering Wet Bulb Temperature	Total Air Volume		Outdoor Air Temperature Entering Outdoor Coil																							
			85°F (29°C)						95°F (35°C)						105°F (41°C)						115°F (46°C)					
			Total Cooling Capacity		Comp Motor kW Input	Sensible To Total Ratio (S/T) Dry Bulb			Total Cooling Capacity		Comp Motor kW Input	Sensible To Total Ratio (S/T) Dry Bulb			Total Cooling Capacity		Comp Motor kW Input	Sensible To Total Ratio (S/T) Dry Bulb			Total Cooling Capacity		Comp Motor kW Input	Sensible To Total Ratio (S/T) Dry Bulb		
			kBtuh	kW		75°F 24°C	80°F 27°C	85°F 29°C	kBtuh	kW		75°F 24°C	80°F 27°C	85°F 29°C	kBtuh	kW		75°F 24°C	80°F 27°C	85°F 29°C	kBtuh	kW		75°F 24°C	80°F 27°C	85°F 29°C
63°F (17°C)	600	285	24.0	7.0	1.42	.73	.86	.98	22.8	6.7	1.65	.74	.88	1.00	21.2	6.2	1.91	.77	.91	1.00	19.6	5.7	2.21	.79	.95	1.00
	800	380	25.8	7.6	1.43	.79	.95	1.00	24.2	7.1	1.66	.81	.98	1.00	22.6	6.6	1.92	.84	1.00	1.00	21.2	6.2	2.22	.88	1.00	1.00
	1000	470	27.0	7.9	1.43	.85	1.00	1.00	25.6	7.5	1.66	.88	1.00	1.00	24.2	7.1	1.92	.92	1.00	1.00	22.6	6.6	2.23	.96	1.00	1.00
67°F (19°C)	600	285	25.6	7.5	1.42	.58	.70	.82	24.2	7.1	1.66	.59	.72	.84	22.6	6.6	1.92	.60	.74	.87	21.0	6.2	2.23	.61	.76	.91
	800	380	27.6	8.1	1.43	.61	.76	.91	25.8	7.6	1.66	.63	.79	.94	24.2	7.1	1.92	.64	.81	.98	22.2	6.5	2.23	.66	.85	1.00
	1000	470	28.6	8.4	1.44	.65	.83	.98	27.0	7.9	1.67	.67	.85	1.00	25.0	7.3	1.93	.69	.89	1.00	23.0	6.7	2.23	.71	.93	1.00
71°F (22°C)	600	285	27.2	8.0	1.43	.44	.56	.67	25.6	7.5	1.66	.44	.57	.69	24.0	7.0	1.93	.45	.58	.71	22.4	6.6	2.23	.45	.60	.74
	800	380	29.2	8.6	1.44	.45	.60	.74	27.4	8.0	1.67	.46	.61	.76	25.6	7.5	1.93	.47	.63	.79	23.8	7.0	2.23	.48	.65	.82
	1000	470	30.4	8.9	1.45	.47	.64	.80	28.6	8.4	1.68	.48	.66	.83	26.6	7.8	1.94	.49	.68	.86	24.6	7.2	2.24	.50	.70	.90

HPXA19-024 - CBX32M-036 - CB30M-41 - FIRST STAGE HEATING CAPACITY

Indoor Coil Air Volume 70°F db (21°C db)		Air Temperature Entering Outdoor Coil											
		65°F (18°C)			60°F (16°C)			55°F (13°C)			50°F (10°C)		
		Total Heating Capacity	Comp. Motor kW Input	Total Heating Capacity	Comp. Motor kW Input	Total Heating Capacity	Comp. Motor kW Input	Total Heating Capacity	Comp. Motor kW Input	Total Heating Capacity	Comp. Motor kW Input	Total Heating Capacity	Comp. Motor kW Input
kBtuh	kW	kBtuh		kW		kBtuh		kW		kBtuh		kW	
420	200	21.2	6.2	1.47	19.6	5.7	1.44	18.1	5.3	1.41	16.6	4.9	1.38
560	265	22.2	6.5	1.27	20.7	6.1	1.25	19.1	5.6	1.22	17.6	5.2	1.19
700	330	16.2	4.7	1.09	14.7	4.3	1.06	13.2	3.9	1.03	11.6	3.4	1.01

HPXA19-024 - CBX32M-036 - CB30M-41 - SECOND STAGE HEATING CAPACITY

Indoor Coil Air Volume 70°F db (21°C db)		Air Temperature Entering Outdoor Coil														
		65°F (18°C)			45°F (7°C)			25°F (-4°C)			5°F (-15°C)			-15°F (-26°C)		
		Total Heating Capacity	Comp. Motor kW Input	Total Heating Capacity	Comp. Motor kW Input	Total Heating Capacity	Comp. Motor kW Input	Total Heating Capacity	Comp. Motor kW Input	Total Heating Capacity	Comp. Motor kW Input	Total Heating Capacity	Comp. Motor kW Input			
kBtuh	kW	kBtuh		kW		kBtuh		kW		kBtuh		kW		kBtuh	kW	
600	285	26.4	7.7	1.71	21.2	6.2	1.65	15.7	4.6	1.59	12.2	3.6	1.46			
800	380	23.3	6.8	1.53	18.1	5.3	1.47	12.6	3.7	1.41	9.1	2.7	1.28			
1000	470	23.8	7.0	1.43	18.6	5.5	1.37	13.1	3.8	1.31	9.6	2.8	1.18			

HPXA19-024 - CBX32M-036 - CB30M-41 - HEATING PERFORMANCE at 800 cfm (380 L/s) Indoor Coil Air Volume

*Outdoor Temperature		Compressor Motor kW Input	Total Output	
°F	°C		kBtuh	kW
65	18	1.53	23.3	6.8
60	16	1.52	22.1	6.5
55	13	1.51	20.9	6.1
50	10	1.49	19.7	5.8
47	8	1.48	19.0	5.6
45	7	1.47	18.1	5.3
40	4	1.45	15.8	4.6
35	2	1.42	13.5	4.0
30	-1	1.41	13.1	3.8
25	-4	1.41	12.6	3.7
20	-7	1.40	12.2	3.6
17	-8	1.39	11.9	3.5
15	-9	1.39	11.4	3.3
10	-12	1.37	10.2	3.0
5	-15	1.28	9.1	2.7
0	-18	1.19	8.0	2.3
-5	-21	1.11	6.9	2.0
-10	-23	1.02	5.8	1.7
-15	-26	.93	4.7	1.4
-20	-29	.84	3.6	1.1

HEATING AND COOLING RATINGS

2 TON (-024)

NOTE - For Temperatures and Capacities not shown in tables, see bulletin - Cooling Unit Rating Table Correction Factor Data in Miscellaneous Engineering Data section.

HPXA19-024 - CB30U-31 - FIRST STAGE COOLING CAPACITY

Entering Wet Bulb Temperature	Total Air Volume		Outdoor Air Temperature Entering Outdoor Coil																							
			75°F (24°C)						85°F (29°C)						95°F (35°C)						105°F (41°C)					
			Total Cooling Capacity		Comp Motor kW Input	Sensible To Total Ratio (S/T) Dry Bulb			Total Cooling Capacity		Comp Motor kW Input	Sensible To Total Ratio (S/T) Dry Bulb			Total Cooling Capacity		Comp Motor kW Input	Sensible To Total Ratio (S/T) Dry Bulb			Total Cooling Capacity		Comp Motor kW Input	Sensible To Total Ratio (S/T) Dry Bulb		
			kBtuh	kW		75°F 24°C	80°F 27°C	85°F 29°C	kBtuh	kW		75°F 24°C	80°F 27°C	85°F 29°C	kBtuh	kW		75°F 24°C	80°F 27°C	85°F 29°C	kBtuh	kW		75°F 24°C	80°F 27°C	85°F 29°C
63°F (17°C)	420	200	18.1	5.3	.83	.71	.83	.94	17.1	5.0	.99	.72	.85	.97	16.1	4.7	1.18	.74	.87	1.00	14.9	4.4	1.40	.76	.90	1.00
	560	265	19.7	5.8	.83	.76	.90	1.00	18.6	5.5	.99	.78	.93	1.00	17.4	5.1	1.18	.80	.96	1.00	16.2	4.7	1.39	.83	1.00	1.00
	700	330	20.8	6.1	.83	.81	.97	1.00	19.7	5.8	.99	.83	1.00	1.00	18.6	5.5	1.18	.86	1.00	1.00	17.5	5.1	1.40	.90	1.00	1.00
67°F (19°C)	420	200	19.4	5.7	.83	.56	.68	.79	18.4	5.4	.99	.57	.69	.81	17.3	5.1	1.18	.58	.71	.83	16.1	4.7	1.40	.59	.73	.86
	560	265	21.2	6.2	.83	.59	.73	.86	20.0	5.9	.99	.60	.75	.89	18.8	5.5	1.18	.62	.77	.92	17.5	5.1	1.39	.63	.80	.96
	700	330	22.2	6.5	.84	.62	.78	.94	21.0	6.2	1.00	.64	.80	.96	19.8	5.8	1.18	.65	.83	.99	18.3	5.4	1.40	.68	.87	1.00
71°F (22°C)	420	200	20.8	6.1	.83	.44	.54	.65	19.7	5.8	.99	.44	.55	.66	18.5	5.4	1.18	.44	.56	.68	17.3	5.1	1.39	.44	.57	.70
	560	265	22.6	6.6	.84	.45	.58	.70	21.4	6.3	1.00	.45	.59	.72	20.2	5.9	1.18	.45	.60	.74	18.7	5.5	1.39	.46	.62	.77
	700	330	23.8	7.0	.84	.46	.61	.75	22.6	6.6	1.00	.46	.62	.77	21.2	6.2	1.18	.47	.64	.80	19.7	5.8	1.39	.48	.66	.84

HPXA19-024 - CB30U-31 - SECOND STAGE COOLING CAPACITY

Entering Wet Bulb Temperature	Total Air Volume		Outdoor Air Temperature Entering Outdoor Coil																							
			85°F (29°C)						95°F (35°C)						105°F (41°C)						115°F (46°C)					
			Total Cooling Capacity		Comp Motor kW Input	Sensible To Total Ratio (S/T) Dry Bulb			Total Cooling Capacity		Comp Motor kW Input	Sensible To Total Ratio (S/T) Dry Bulb			Total Cooling Capacity		Comp Motor kW Input	Sensible To Total Ratio (S/T) Dry Bulb			Total Cooling Capacity		Comp Motor kW Input	Sensible To Total Ratio (S/T) Dry Bulb		
			kBtuh	kW		75°F 24°C	80°F 27°C	85°F 29°C	kBtuh	kW		75°F 24°C	80°F 27°C	85°F 29°C	kBtuh	kW		75°F 24°C	80°F 27°C	85°F 29°C	kBtuh	kW		75°F 24°C	80°F 27°C	85°F 29°C
63°F (17°C)	600	285	24.2	7.1	1.42	.73	.86	.98	22.8	6.7	1.65	.74	.88	1.00	21.2	6.2	1.91	.77	.91	1.00	19.6	5.7	2.21	.79	.95	1.00
	800	380	25.8	7.6	1.43	.79	.95	1.00	24.2	7.1	1.66	.81	.98	1.00	22.6	6.6	1.92	.84	1.00	1.00	21.2	6.2	2.22	.88	1.00	1.00
	1000	470	27.0	7.9	1.43	.85	1.00	1.00	25.6	7.5	1.66	.88	1.00	1.00	24.2	7.1	1.92	.92	1.00	1.00	22.6	6.6	2.23	.96	1.00	1.00
67°F (19°C)	600	285	25.6	7.5	1.43	.58	.70	.82	24.2	7.1	1.66	.59	.72	.84	22.6	6.6	1.92	.60	.74	.87	21.0	6.2	2.23	.61	.76	.91
	800	380	27.6	8.1	1.43	.61	.76	.91	25.8	7.6	1.66	.63	.79	.94	24.2	7.1	1.92	.64	.81	.98	22.2	6.5	2.22	.66	.85	1.00
	1000	470	28.6	8.4	1.44	.65	.83	.98	27.0	7.9	1.67	.67	.85	1.00	25.0	7.3	1.93	.69	.89	1.00	23.2	6.8	2.23	.71	.93	1.00
71°F (22°C)	600	285	27.2	8.0	1.43	.44	.56	.67	25.8	7.6	1.66	.44	.57	.69	24.2	7.1	1.93	.45	.58	.71	22.4	6.6	2.23	.45	.60	.74
	800	380	29.2	8.6	1.44	.46	.60	.74	27.4	8.0	1.67	.46	.61	.76	25.8	7.6	1.93	.47	.63	.79	23.8	7.0	2.23	.48	.65	.82
	1000	470	30.4	8.9	1.45	.47	.64	.80	28.6	8.4	1.68	.48	.66	.83	26.8	7.9	1.94	.49	.68	.86	24.8	7.3	2.24	.50	.70	.90

HPXA19-024 - CB30U-31 - FIRST STAGE HEATING CAPACITY

Indoor Coil Air Volume 70°F db (21°C db)		Air Temperature Entering Outdoor Coil											
		65°F (18°C)			60°F (16°C)			55°F (13°C)			50°F (10°C)		
		Total Heating Capacity	Comp. Motor kW Input	kW	Total Heating Capacity	Comp. Motor kW Input	kW	Total Heating Capacity	Comp. Motor kW Input	kW	Total Heating Capacity	Comp. Motor kW Input	kW
kBtuh	kBtuh	kW			kBtuh			kW			kBtuh		
420	200	21.1	6.2	1.49	19.6	5.7	1.46	18.2	5.3	1.43	16.7	4.9	1.41
560	265	22.0	6.4	1.29	20.5	6.0	1.26	19.1	5.6	1.24	17.6	5.2	1.21
700	330	19.2	5.6	1.13	17.8	5.2	1.10	16.3	4.8	1.07	14.8	4.3	1.04

HPXA19-024 - CB30U-31 - SECOND STAGE HEATING CAPACITY

Indoor Coil Air Volume 70°F db (21°C db)		Air Temperature Entering Outdoor Coil														
		65°F (18°C)			45°F (7°C)			25°F (-4°C)			5°F (-15°C)			-15°F (-26°C)		
		Total Heating Capacity	Comp. Motor kW Input	kW	Total Heating Capacity	Comp. Motor kW Input	kW	Total Heating Capacity	Comp. Motor kW Input	kW	Total Heating Capacity	Comp. Motor kW Input	kW	Total Heating Capacity	Comp. Motor kW Input	kW
kBtuh	kBtuh	kW			kBtuh			kW			kBtuh			kW		
600	285	25.9	7.6	1.79	20.9	6.1	1.66	15.6	4.6	1.52	12.3	3.6	1.38	7.7	2.3	1.05
800	380	23.0	6.7	1.62	18.0	5.3	1.49	12.7	3.7	1.35	9.4	2.8	1.21	4.8	1.4	.88
1000	470	23.5	6.9	1.52	18.5	5.4	1.39	13.2	3.9	1.25	9.9	2.9	1.11	5.3	1.6	.78

HPXA19-024 - CB30U-31 - HEATING PERFORMANCE at 800 cfm (380 L/s) Indoor Coil Air Volume

*Outdoor Temperature		Compressor Motor kW Input	Total Output	
°F	°C		kBtuh	kW
65	18	1.62	23.0	6.7
60	16	1.59	21.9	6.4
55	13	1.56	20.8	6.1
50	10	1.53	19.6	5.7
47	8	1.52	18.9	5.5
45	7	1.49	18.0	5.3
40	4	1.43	15.8	4.6
35	2	1.37	13.5	4.0
30	-1	1.36	13.1	3.8
25	-4	1.35	12.7	3.7
20	-7	1.34	12.4	3.6
17	-8	1.33	12.2	3.6
15	-9	1.32	11.7	3.4
10	-12	1.29	10.6	3.1
5	-15	1.21	9.4	2.8
0	-18	1.13	8.3	2.4
-5	-21	1.05	7.1	2.1
-10	-23	.96	6.0	1.8
-15	-26	.88	4.8	1.4
-20	-29	.80	3.6	1.1

HEATING AND COOLING RATINGS

2 TON (-024)

NOTE - For Temperatures and Capacities not shown in tables, see bulletin - Cooling Unit Rating Table Correction Factor Data in Miscellaneous Engineering Data section.

HPXA19-024 - CB30U-41/46 - FIRST STAGE COOLING CAPACITY

Entering Wet Bulb Temperature	Total Air Volume		Outdoor Air Temperature Entering Outdoor Coil																							
			75°F (24°C)						85°F (29°C)						95°F (35°C)						105°F (41°C)					
			Total Cooling Capacity		Comp Motor kW Input	Sensible To Total Ratio (S/T) Dry Bulb			Total Cooling Capacity		Comp Motor kW Input	Sensible To Total Ratio (S/T) Dry Bulb			Total Cooling Capacity		Comp Motor kW Input	Sensible To Total Ratio (S/T) Dry Bulb			Total Cooling Capacity		Comp Motor kW Input	Sensible To Total Ratio (S/T) Dry Bulb		
			kBtuh	kW		75°F 24°C	80°F 27°C	85°F 29°C	kBtuh	kW		75°F 24°C	80°F 27°C	85°F 29°C	kBtuh	kW		75°F 24°C	80°F 27°C	85°F 29°C	kBtuh	kW		75°F 24°C	80°F 27°C	85°F 29°C
63°F (17°C)	420	200	18.2	5.3	.82	.71	.83	.94	17.2	5.0	.99	.72	.85	.97	16.1	4.7	1.18	.74	.87	1.00	15.0	4.4	1.40	.76	.91	1.00
	560	265	19.8	5.8	.83	.76	.90	1.00	18.7	5.5	.99	.78	.93	1.00	17.5	5.1	1.18	.80	.96	1.00	16.2	4.7	1.39	.83	1.00	1.00
	700	330	21.0	6.2	.83	.81	.98	1.00	19.8	5.8	1.00	.84	1.00	1.00	18.7	5.5	1.18	.87	1.00	1.00	17.6	5.2	1.40	.90	1.00	1.00
67°F (19°C)	420	200	19.5	5.7	.83	.56	.68	.79	18.5	5.4	.99	.57	.69	.81	17.4	5.1	1.18	.58	.71	.83	16.2	4.7	1.40	.59	.73	.86
	560	265	21.2	6.2	.84	.59	.73	.86	20.0	5.9	.99	.60	.75	.89	18.9	5.5	1.18	.62	.77	.92	17.5	5.1	1.39	.63	.80	.96
	700	330	22.4	6.6	.84	.62	.78	.94	21.2	6.2	1.00	.64	.81	.97	19.9	5.8	1.18	.66	.83	1.00	18.4	5.4	1.39	.68	.87	1.00
71°F (22°C)	420	200	20.8	6.1	.83	.44	.54	.65	19.8	5.8	.99	.44	.55	.66	18.6	5.5	1.18	.44	.56	.68	17.4	5.1	1.39	.44	.57	.70
	560	265	22.6	6.6	.84	.45	.58	.70	21.4	6.3	1.00	.45	.59	.72	20.2	5.9	1.18	.45	.60	.74	18.8	5.5	1.39	.46	.62	.77
	700	330	23.8	7.0	.84	.46	.61	.75	22.6	6.6	1.00	.46	.62	.78	21.4	6.3	1.18	.47	.64	.80	19.8	5.8	1.40	.48	.66	.84

HPXA19-024 - CB30U-41/46 - SECOND STAGE COOLING CAPACITY

Entering Wet Bulb Temperature	Total Air Volume		Outdoor Air Temperature Entering Outdoor Coil																							
			85°F (29°C)						95°F (35°C)						105°F (41°C)						115°F (46°C)					
			Total Cooling Capacity		Comp Motor kW Input	Sensible To Total Ratio (S/T) Dry Bulb			Total Cooling Capacity		Comp Motor kW Input	Sensible To Total Ratio (S/T) Dry Bulb			Total Cooling Capacity		Comp Motor kW Input	Sensible To Total Ratio (S/T) Dry Bulb			Total Cooling Capacity		Comp Motor kW Input	Sensible To Total Ratio (S/T) Dry Bulb		
			kBtuh	kW		75°F 24°C	80°F 27°C	85°F 29°C	kBtuh	kW		75°F 24°C	80°F 27°C	85°F 29°C	kBtuh	kW		75°F 24°C	80°F 27°C	85°F 29°C	kBtuh	kW		75°F 24°C	80°F 27°C	85°F 29°C
63°F (17°C)	600	285	24.2	7.1	1.42	.73	.86	.98	22.8	6.7	1.65	.74	.88	1.00	21.2	6.2	1.91	.77	.92	1.00	19.6	5.7	2.22	.79	.96	1.00
	800	380	25.8	7.6	1.43	.79	.95	1.00	24.4	7.2	1.66	.81	.98	1.00	22.8	6.7	1.92	.84	1.00	1.00	21.2	6.2	2.22	.88	1.00	1.00
	1000	470	27.2	8.0	1.43	.85	1.00	1.00	25.8	7.6	1.66	.88	1.00	1.00	24.4	7.2	1.92	.92	1.00	1.00	22.6	6.6	2.23	.96	1.00	1.00
67°F (19°C)	600	285	25.8	7.6	1.43	.58	.70	.82	24.4	7.2	1.66	.59	.72	.85	22.8	6.7	1.92	.60	.74	.88	21.2	6.2	2.23	.61	.76	.91
	800	380	27.6	8.1	1.43	.61	.76	.91	26.0	7.6	1.66	.63	.79	.94	24.2	7.1	1.92	.64	.82	.98	22.4	6.6	2.22	.67	.85	1.00
	1000	470	28.8	8.4	1.44	.65	.83	.99	27.0	7.9	1.67	.67	.86	1.00	25.2	7.4	1.93	.69	.89	1.00	23.2	6.8	2.23	.72	.94	1.00
71°F (22°C)	600	285	27.4	8.0	1.43	.44	.56	.67	25.8	7.6	1.66	.44	.57	.69	24.2	7.1	1.93	.45	.58	.71	22.4	6.6	2.23	.45	.60	.74
	800	380	29.2	8.6	1.44	.46	.60	.74	27.6	8.1	1.67	.46	.61	.76	25.8	7.6	1.93	.47	.63	.79	23.8	7.0	2.23	.48	.65	.82
	1000	470	30.6	9.0	1.45	.47	.64	.80	28.8	8.4	1.68	.48	.66	.83	26.8	7.9	1.94	.49	.68	.87	24.8	7.3	2.24	.50	.71	.91

HPXA19-024 - CB30U-41/46 - FIRST STAGE HEATING CAPACITY

Indoor Coil Air Volume 70°F db (21°C db)		Air Temperature Entering Outdoor Coil											
		65°F (18°C)			60°F (16°C)			55°F (13°C)			50°F (10°C)		
		Total Heating Capacity	Comp. Motor kW Input	Total Heating Capacity	Comp. Motor kW Input	Total Heating Capacity	Comp. Motor kW Input	Total Heating Capacity	Comp. Motor kW Input	Total Heating Capacity	Comp. Motor kW Input	Total Heating Capacity	Comp. Motor kW Input
kBtuh	kW	kBtuh		kW		kBtuh		kW		kBtuh		kW	
420	200	21.3	6.2	1.47	19.8	5.8	1.45	18.3	5.4	1.42	16.8	4.9	1.39
560	265	22.2	6.5	1.28	20.7	6.1	1.25	19.2	5.6	1.22	17.8	5.2	1.20
700	330	19.7	5.8	1.07	18.2	5.3	1.04	16.8	4.9	1.02	15.3	4.5	.99

HPXA19-024 - CB30U-41/46 - SECOND STAGE HEATING CAPACITY

Indoor Coil Air Volume 70°F db (21°C db)		Air Temperature Entering Outdoor Coil														
		65°F (18°C)			45°F (7°C)			25°F (-4°C)			5°F (-15°C)			-15°F (-26°C)		
		Total Heating Capacity	Comp. Motor kW Input	Total Heating Capacity	Comp. Motor kW Input	Total Heating Capacity	Comp. Motor kW Input	Total Heating Capacity	Comp. Motor kW Input	Total Heating Capacity	Comp. Motor kW Input	Total Heating Capacity	Comp. Motor kW Input			
kBtuh	kW	kBtuh		kW		kBtuh		kW		kBtuh		kW		kBtuh	kW	
600	285	26.5	7.8	1.72	21.1	6.2	1.66	15.4	4.5	1.60	11.8	3.5	1.49			
800	380	24.1	7.1	1.43	18.7	5.5	1.37	13.0	3.8	1.31	9.4	2.8	1.20			
1000	470	24.6	7.2	1.34	19.2	5.6	1.28	13.5	4.0	1.22	9.9	2.9	1.11			

HPXA19-024 - CB30U-41/46 - HEATING PERFORMANCE at 800 cfm (380 L/s) Indoor Coil Air Volume

*Outdoor Temperature		Compressor Motor kW Input	Total Output	
°F	°C		kBtuh	kW
65	18	1.43	24.1	7.1
60	16	1.41	22.9	6.7
55	13	1.40	21.6	6.3
50	10	1.39	20.4	6.0
47	8	1.38	19.7	5.8
45	7	1.37	18.7	5.5
40	4	1.35	16.3	4.8
35	2	1.32	14.0	4.1
30	-1	1.32	13.5	4.0
25	-4	1.31	13.0	3.8
20	-7	1.30	12.6	3.7
17	-8	1.30	12.3	3.6
15	-9	1.29	11.8	3.5
10	-12	1.28	10.6	3.1
5	-15	1.20	9.4	2.8
0	-18	1.11	8.3	2.4
-5	-21	1.03	7.1	2.1
-10	-23	.95	6.0	1.8
-15	-26	.86	4.8	1.4
-20	-29	.78	3.7	1.1

HEATING AND COOLING RATINGS

2 TON (-024)

NOTE - For Temperatures and Capacities not shown in tables, see bulletin - Cooling Unit Rating Table Correction Factor Data in Miscellaneous Engineering Data section.

HPXA19-024 - CBX32MV-024/030 - FIRST STAGE COOLING CAPACITY

Entering Wet Bulb Temperature	Total Air Volume		Outdoor Air Temperature Entering Outdoor Coil																							
			75°F (24°C)						85°F (29°C)						95°F (35°C)						105°F (41°C)					
			Total Cooling Capacity		Comp Motor kW Input	Sensible To Total Ratio (S/T) Dry Bulb			Total Cooling Capacity		Comp Motor kW Input	Sensible To Total Ratio (S/T) Dry Bulb			Total Cooling Capacity		Comp Motor kW Input	Sensible To Total Ratio (S/T) Dry Bulb			Total Cooling Capacity		Comp Motor kW Input	Sensible To Total Ratio (S/T) Dry Bulb		
			kBtuh	kW		75°F 24°C	80°F 27°C	85°F 29°C	kBtuh	kW		75°F 24°C	80°F 27°C	85°F 29°C	kBtuh	kW		75°F 24°C	80°F 27°C	85°F 29°C	kBtuh	kW		75°F 24°C	80°F 27°C	85°F 29°C
63°F (17°C)	420	200	18.1	5.3	.83	.71	.83	.95	17.1	5.0	.99	.72	.85	.97	16.1	4.7	1.18	.74	.87	1.00	14.9	4.4	1.40	.76	.90	1.00
	560	265	19.7	5.8	.83	.76	.90	1.00	18.6	5.5	.99	.78	.93	1.00	17.4	5.1	1.18	.80	.96	1.00	16.2	4.7	1.39	.83	1.00	1.00
	700	330	20.8	6.1	.83	.81	.97	1.00	19.7	5.8	.99	.84	1.00	1.00	18.6	5.5	1.18	.86	1.00	1.00	17.5	5.1	1.40	.90	1.00	1.00
67°F (19°C)	420	200	19.4	5.7	.83	.56	.68	.79	18.4	5.4	.99	.57	.69	.81	17.3	5.1	1.18	.58	.71	.83	16.1	4.7	1.40	.59	.73	.86
	560	265	21.2	6.2	.83	.59	.73	.86	20.0	5.9	.99	.60	.75	.89	18.8	5.5	1.18	.62	.77	.92	17.5	5.1	1.39	.63	.80	.96
	700	330	22.4	6.6	.84	.62	.78	.93	21.2	6.2	1.00	.64	.80	.96	19.7	5.8	1.18	.65	.83	.99	18.3	5.4	1.40	.68	.87	1.00
71°F (22°C)	420	200	20.6	6.0	.83	.43	.54	.65	19.6	5.7	.99	.44	.55	.66	18.5	5.4	1.18	.44	.56	.68	17.3	5.1	1.39	.44	.57	.70
	560	265	22.6	6.6	.84	.45	.57	.70	21.4	6.3	1.00	.45	.59	.72	20.0	5.9	1.18	.46	.60	.74	18.7	5.5	1.39	.46	.62	.77
	700	330	23.8	7.0	.84	.46	.61	.75	22.6	6.6	1.00	.46	.62	.77	21.2	6.2	1.19	.47	.64	.80	19.7	5.8	1.39	.48	.66	.84

HPXA19-024 - CBX32MV-024/030 - SECOND STAGE COOLING CAPACITY

Entering Wet Bulb Temperature	Total Air Volume		Outdoor Air Temperature Entering Outdoor Coil																							
			85°F (29°C)						95°F (35°C)						105°F (41°C)						115°F (46°C)					
			Total Cooling Capacity		Comp Motor kW Input	Sensible To Total Ratio (S/T) Dry Bulb			Total Cooling Capacity		Comp Motor kW Input	Sensible To Total Ratio (S/T) Dry Bulb			Total Cooling Capacity		Comp Motor kW Input	Sensible To Total Ratio (S/T) Dry Bulb			Total Cooling Capacity		Comp Motor kW Input	Sensible To Total Ratio (S/T) Dry Bulb		
			kBtuh	kW		75°F 24°C	80°F 27°C	85°F 29°C	kBtuh	kW		75°F 24°C	80°F 27°C	85°F 29°C	kBtuh	kW		75°F 24°C	80°F 27°C	85°F 29°C	kBtuh	kW		75°F 24°C	80°F 27°C	85°F 29°C
63°F (17°C)	600	285	24.0	7.0	1.42	.73	.86	.98	22.8	6.7	1.65	.74	.88	1.00	21.2	6.2	1.91	.77	.91	1.00	19.6	5.7	2.21	.79	.95	1.00
	800	380	25.8	7.6	1.43	.79	.95	1.00	24.2	7.1	1.66	.81	.98	1.00	22.6	6.6	1.92	.84	1.00	1.00	21.2	6.2	2.22	.88	1.00	1.00
	1000	470	27.0	7.9	1.43	.85	1.00	1.00	25.6	7.5	1.66	.88	1.00	1.00	24.2	7.1	1.92	.92	1.00	1.00	22.6	6.6	2.23	.96	1.00	1.00
67°F (19°C)	600	285	25.6	7.5	1.42	.58	.70	.82	24.2	7.1	1.66	.59	.72	.84	22.6	6.6	1.92	.60	.74	.87	21.0	6.2	2.23	.61	.76	.91
	800	380	27.6	8.1	1.43	.61	.76	.91	25.8	7.6	1.66	.63	.79	.94	24.2	7.1	1.92	.64	.81	.98	22.2	6.5	2.23	.66	.85	1.00
	1000	470	28.6	8.4	1.44	.65	.83	.98	27.0	7.9	1.67	.67	.85	1.00	25.0	7.3	1.93	.69	.89	1.00	23.0	6.7	2.23	.71	.93	1.00
71°F (22°C)	600	285	27.2	8.0	1.43	.44	.56	.67	25.6	7.5	1.66	.44	.57	.69	24.0	7.0	1.93	.45	.58	.71	22.4	6.6	2.23	.45	.60	.74
	800	380	29.2	8.6	1.44	.45	.60	.74	27.4	8.0	1.67	.46	.61	.76	25.6	7.5	1.93	.47	.63	.79	23.8	7.0	2.23	.48	.65	.82
	1000	470	30.4	8.9	1.45	.47	.64	.80	28.6	8.4	1.68	.48	.66	.83	26.6	7.8	1.94	.49	.68	.86	24.6	7.2	2.24	.50	.70	.90

HPXA19-024 - CBX32MV-024/030 - FIRST STAGE HEATING CAPACITY

Indoor Coil Air Volume 70°F db (21°C db)		Air Temperature Entering Outdoor Coil											
		65°F (18°C)			60°F (16°C)			55°F (13°C)			50°F (10°C)		
cfm	L/s	Total Heating Capacity		Comp. Motor kW Input	Total Heating Capacity		Comp. Motor kW Input	Total Heating Capacity		Comp. Motor kW Input	Total Heating Capacity		Comp. Motor kW Input
		kBtuh	kW		kBtuh	kW		kBtuh	kW		kBtuh	kW	
420	200	20.7	6.1	1.49	19.2	5.6	1.46	17.7	5.2	1.43	16.3	4.8	1.40
560	265	21.6	6.3	1.29	20.2	5.9	1.26	18.7	5.5	1.23	17.2	5.0	1.20
700	330	13.4	3.9	1.16	11.9	3.5	1.13	10.5	3.1	1.10	9.0	2.6	1.07

HPXA19-024 - CBX32MV-024/030 - SECOND STAGE HEATING CAPACITY

Indoor Coil Air Volume 70°F db (21°C db)		Air Temperature Entering Outdoor Coil														
		65°F (18°C)			45°F (7°C)			25°F (-4°C)			5°F (-15°C)			-15°F (-26°C)		
cfm	L/s	Total Heating Capacity		Comp. Motor kW Input	Total Heating Capacity		Comp. Motor kW Input	Total Heating Capacity		Comp. Motor kW Input	Total Heating Capacity		Comp. Motor kW Input	Total Heating Capacity		Comp. Motor kW Input
		kBtuh	kW		kBtuh	kW		kBtuh	kW		kBtuh	kW		kBtuh	kW	
600	285	25.8	7.6	1.75	20.7	6.1	1.67	15.2	4.5	1.59	11.8	3.5	1.45	7.5	2.2	1.10
800	380	22.8	6.7	1.58	17.7	5.2	1.51	12.2	3.6	1.43	8.8	2.6	1.29	4.5	1.3	.93
1000	470	23.3	6.8	1.49	18.2	5.3	1.41	12.7	3.7	1.33	9.3	2.7	1.19	5.0	1.5	.84

HPXA19-024 - CBX32MV-024/030 - HEATING PERFORMANCE at 800 cfm (380 L/s) Indoor Coil Air Volume

*Outdoor Temperature		Compressor Motor kW Input		Total Output	
°F	°C	kW Input		kBtuh	kW
65	18	1.58		22.8	6.7
60	16	1.56		21.7	6.4
55	13	1.54		20.5	6.0
50	10	1.53		19.3	5.7
47	8	1.51		18.6	5.5
45	7	1.51		17.7	5.2
40	4	1.48		15.4	4.5
35	2	1.46		13.2	3.9
30	-1	1.44		12.7	3.7
25	-4	1.43		12.2	3.6
20	-7	1.41		11.8	3.5
17	-8	1.40		11.5	3.4
15	-9	1.40		11.0	3.2
10	-12	1.38		9.8	2.9
5	-15	1.29		8.8	2.6
0	-18	1.20		7.7	2.3
-5	-21	1.11		6.6	1.9
-10	-23	1.02		5.6	1.6
-15	-26	.93		4.5	1.3
-20	-29	.84		3.4	1.0

HEATING AND COOLING RATINGS

2 TON (-024)

NOTE - For Temperatures and Capacities not shown in tables, see bulletin - Cooling Unit Rating Table Correction Factor Data in Miscellaneous Engineering Data section.

HPXA19-024 - CBX32MV-036 - CB31MV-41 - FIRST STAGE COOLING CAPACITY

Entering Wet Bulb Temperature	Total Air Volume		Outdoor Air Temperature Entering Outdoor Coil																							
			75°F (24°C)						85°F (29°C)						95°F (35°C)						105°F (41°C)					
			Total Cooling Capacity		Comp Motor kW Input	Sensible To Total Ratio (S/T) Dry Bulb			Total Cooling Capacity		Comp Motor kW Input	Sensible To Total Ratio (S/T) Dry Bulb			Total Cooling Capacity		Comp Motor kW Input	Sensible To Total Ratio (S/T) Dry Bulb			Total Cooling Capacity		Comp Motor kW Input	Sensible To Total Ratio (S/T) Dry Bulb		
			kBtuh	kW		75°F 24°C	80°F 27°C	85°F 29°C	kBtuh	kW		75°F 24°C	80°F 27°C	85°F 29°C	kBtuh	kW		75°F 24°C	80°F 27°C	85°F 29°C	kBtuh	kW		75°F 24°C	80°F 27°C	85°F 29°C
63°F (17°C)	630	295	20.4	6.0	.83	.79	.94	1.00	19.2	5.6	.99	.81	.97	1.00	18.1	5.3	1.17	.83	1.00	1.00	16.9	5.0	1.39	.87	1.00	1.00
	700	330	21.0	6.2	.83	.81	.98	1.00	19.8	5.8	1.00	.84	1.00	1.00	18.7	5.5	1.18	.87	1.00	1.00	17.6	5.2	1.40	.90	1.00	1.00
67°F (19°C)	630	295	21.8	6.4	.84	.61	.76	.90	20.6	6.0	1.00	.62	.78	.93	19.4	5.7	1.18	.64	.80	.96	18.0	5.3	1.39	.66	.83	1.00
	700	330	22.4	6.6	.84	.63	.78	.94	21.2	6.2	1.00	.64	.81	.97	19.8	5.8	1.18	.66	.84	1.00	18.4	5.4	1.39	.68	.87	1.00
71°F (22°C)	630	295	23.4	6.9	.84	.45	.59	.73	22.2	6.5	1.00	.46	.60	.75	20.8	6.1	1.18	.46	.62	.77	19.3	5.7	1.40	.47	.64	.80
	700	330	23.8	7.0	.84	.46	.61	.75	22.6	6.6	1.00	.46	.62	.78	21.2	6.2	1.18	.47	.64	.80	19.7	5.8	1.40	.48	.66	.84

HPXA19-024 - CBX32MV-036 - CB31MV-41 - SECOND STAGE COOLING CAPACITY

Entering Wet Bulb Temperature	Total Air Volume		Outdoor Air Temperature Entering Outdoor Coil																							
			85°F (29°C)						95°F (35°C)						105°F (41°C)						115°F (46°C)					
			Total Cooling Capacity		Comp Motor kW Input	Sensible To Total Ratio (S/T) Dry Bulb			Total Cooling Capacity		Comp Motor kW Input	Sensible To Total Ratio (S/T) Dry Bulb			Total Cooling Capacity		Comp Motor kW Input	Sensible To Total Ratio (S/T) Dry Bulb			Total Cooling Capacity		Comp Motor kW Input	Sensible To Total Ratio (S/T) Dry Bulb		
			kBtuh	kW		75°F 24°C	80°F 27°C	85°F 29°C	kBtuh	kW		75°F 24°C	80°F 27°C	85°F 29°C	kBtuh	kW		75°F 24°C	80°F 27°C	85°F 29°C	kBtuh	kW		75°F 24°C	80°F 27°C	85°F 29°C
63°F (17°C)	900	425	26.6	7.8	1.43	.82	.99	1.00	25.0	7.3	1.66	.85	1.00	1.00	23.6	6.9	1.93	.88	1.00	1.00	22.0	6.4	2.23	.92	1.00	1.00
	1000	470	27.2	8.0	1.43	.85	1.00	1.00	25.8	7.6	1.66	.88	1.00	1.00	24.4	7.2	1.92	.92	1.00	1.00	22.8	6.7	2.23	.96	1.00	1.00
67°F (19°C)	900	425	28.2	8.3	1.43	.63	.80	.96	26.6	7.8	1.66	.65	.82	.98	24.8	7.3	1.92	.67	.85	1.00	22.8	6.7	2.23	.69	.89	1.00
	1000	470	28.8	8.4	1.44	.65	.83	.99	27.0	7.9	1.67	.67	.86	1.00	25.2	7.4	1.93	.69	.89	1.00	23.2	6.8	2.23	.72	.94	1.00
71°F (22°C)	900	425	30.0	8.8	1.45	.46	.62	.77	28.2	8.3	1.67	.47	.64	.80	26.4	7.7	1.94	.48	.65	.83	24.4	7.2	2.24	.49	.68	.87
	1000	470	30.6	9.0	1.45	.47	.64	.80	28.8	8.4	1.68	.48	.66	.83	26.8	7.9	1.94	.49	.68	.87	24.8	7.3	2.24	.50	.71	.91

HPXA19-024 - CBX32MV-036 - CB31MV-41 - FIRST STAGE HEATING CAPACITY

Indoor Coil Air Volume 70°F db (21°C db)		Air Temperature Entering Outdoor Coil											
		65°F (18°C)			60°F (16°C)			55°F (13°C)			50°F (10°C)		
		Total Heating Capacity		Comp. Motor kW Input	Total Heating Capacity		Comp. Motor kW Input	Total Heating Capacity		Comp. Motor kW Input	Total Heating Capacity		Comp. Motor kW Input
kBtuh	kW	kBtuh	kW		kBtuh	kW		kBtuh	kW				
630	295	22.0	6.4	1.21	20.4	6.0	1.19	18.9	5.5	1.17	17.3	5.1	1.15
700	330	19.5	5.7	1.08	17.9	5.2	1.06	16.4	4.8	1.04	14.8	4.3	1.02

HPXA19-024 - CBX32MV-036 - CB31MV-41 - SECOND STAGE HEATING CAPACITY

Indoor Coil Air Volume 70°F db (21°C db)		Air Temperature Entering Outdoor Coil											
		65°F (18°C)		45°F (7°C)		25°F (-4°C)		5°F (-15°C)		-15°F (-26°C)			
		Total Heating Capacity		Comp. Motor kW Input	Total Heating Capacity		Comp. Motor kW Input	Total Heating Capacity		Comp. Motor kW Input	Total Heating Capacity		Comp. Motor kW Input
kBtuh	kW	kBtuh	kW		kBtuh	kW		kBtuh	kW		kBtuh	kW	
900	425	23.3	6.8	1.53	18.1	5.3	1.47	12.6	3.7	1.41	9.1	2.7	1.28
1000	470	23.8	7.0	1.43	18.6	5.5	1.37	13.1	3.8	1.31	9.6	2.8	1.18

HPXA19-024 - CBX32MV-036 - CB31MV-41 - HEATING PERFORMANCE at 900 cfm (425 L/s) Indoor Coil Air Volume

*Outdoor Temperature		Compressor Motor kW Input		Total Output	
°F	°C	kW Input		kBtuh	kW
65	18	1.48		23.4	6.9
60	16	1.47		22.1	6.5
55	13	1.46		20.9	6.1
50	10	1.44		19.7	5.8
47	8	1.44		19.0	5.6
45	7	1.43		18.1	5.3
40	4	1.41		15.7	4.6
35	2	1.40		13.4	3.9
30	-1	1.39		12.9	3.8
25	-4	1.38		12.5	3.7
20	-7	1.38		12.0	3.5
17	-8	1.37		11.7	3.4
15	-9	1.37		11.2	3.3
10	-12	1.36		10.0	2.9
5	-15	1.27		8.9	2.6
0	-18	1.18		7.8	2.3
-5	-21	1.09		6.7	2.0
-10	-23	1.00		5.7	1.7
-15	-26	.91		4.6	1.3
-20	-29	.82		3.5	1.0

HEATING AND COOLING RATINGS

2 TON (-024)

NOTE - For Temperatures and Capacities not shown in tables, see bulletin - Cooling Unit Rating Table Correction Factor Data in Miscellaneous Engineering Data section.

HPXA19-024 - C33-38B with G61MPV-36B-070 - CX34-38B-6F with G61MPV-36B-070 - FIRST STAGE COOLING CAPACITY

Entering Wet Bulb Temperature	Total Air Volume		Outdoor Air Temperature Entering Outdoor Coil																							
			75°F (24°C)						85°F (29°C)						95°F (35°C)						105°F (41°C)					
			Total Cooling Capacity		Comp Motor kW Input	Sensible To Total Ratio (S/T) Dry Bulb			Total Cooling Capacity		Comp Motor kW Input	Sensible To Total Ratio (S/T) Dry Bulb			Total Cooling Capacity		Comp Motor kW Input	Sensible To Total Ratio (S/T) Dry Bulb			Total Cooling Capacity		Comp Motor kW Input	Sensible To Total Ratio (S/T) Dry Bulb		
			kBtuh	kW		75°F 24°C	80°F 27°C	85°F 29°C	kBtuh	kW		75°F 24°C	80°F 27°C	85°F 29°C	kBtuh	kW		75°F 24°C	80°F 27°C	85°F 29°C	kBtuh	kW		75°F 24°C	80°F 27°C	85°F 29°C
63°F (17°C)	625	295	20.6	6.0	.83	.80	.95	1.00	19.4	5.7	.99	.82	.98	1.00	18.3	5.4	1.18	.85	1.00	1.00	17.2	5.0	1.40	.88	1.00	1.00
	680	320	21.0	6.2	.83	.81	.97	1.00	19.7	5.8	.99	.83	.99	1.00	18.7	5.5	1.18	.86	1.00	1.00	17.5	5.1	1.40	.90	1.00	1.00
67°F (19°C)	625	295	22.0	6.4	.84	.63	.77	.91	20.8	6.1	1.00	.64	.79	.94	19.6	5.7	1.18	.65	.81	.97	18.2	5.3	1.40	.67	.85	1.00
	680	320	22.4	6.6	.84	.63	.78	.93	21.2	6.2	1.00	.64	.80	.96	19.9	5.8	1.18	.66	.83	.99	18.4	5.4	1.39	.68	.86	1.00
71°F (22°C)	625	295	23.6	6.9	.84	.48	.61	.74	22.4	6.6	1.00	.48	.62	.76	21.0	6.2	1.18	.48	.64	.78	19.6	5.7	1.40	.49	.66	.81
	680	320	24.0	7.0	.85	.47	.61	.75	22.8	6.7	1.00	.47	.62	.77	21.4	6.3	1.18	.48	.64	.80	19.8	5.8	1.40	.49	.66	.83

HPXA19-024 - C33-38B with G61MPV-36B-070 - CX34-38B-6F with G61MPV-36B-070 - SECOND STAGE COOLING CAPACITY

Entering Wet Bulb Temperature	Total Air Volume		Outdoor Air Temperature Entering Outdoor Coil																							
			85°F (29°C)						95°F (35°C)						105°F (41°C)						115°F (46°C)					
			Total Cooling Capacity		Comp Motor kW Input	Sensible To Total Ratio (S/T) Dry Bulb			Total Cooling Capacity		Comp Motor kW Input	Sensible To Total Ratio (S/T) Dry Bulb			Total Cooling Capacity		Comp Motor kW Input	Sensible To Total Ratio (S/T) Dry Bulb			Total Cooling Capacity		Comp Motor kW Input	Sensible To Total Ratio (S/T) Dry Bulb		
			kBtuh	kW		75°F 24°C	80°F 27°C	85°F 29°C	kBtuh	kW		75°F 24°C	80°F 27°C	85°F 29°C	kBtuh	kW		75°F 24°C	80°F 27°C	85°F 29°C	kBtuh	kW		75°F 24°C	80°F 27°C	85°F 29°C
63°F (17°C)	830	390	26.6	7.8	1.43	.81	.97	1.00	25.0	7.3	1.66	.84	1.00	1.00	23.6	6.9	1.93	.87	1.00	1.00	22.0	6.4	2.23	.91	1.00	1.00
	930	440	27.2	8.0	1.43	.84	1.00	1.00	25.8	7.6	1.67	.87	1.00	1.00	24.2	7.1	1.92	.90	1.00	1.00	22.6	6.6	2.23	.94	1.00	1.00
67°F (19°C)	830	390	28.2	8.3	1.43	.64	.79	.93	26.6	7.8	1.66	.65	.81	.96	24.8	7.3	1.92	.67	.84	1.00	23.0	6.7	2.23	.69	.88	1.00
	930	440	28.8	8.4	1.44	.65	.81	.97	27.0	7.9	1.67	.67	.84	1.00	25.4	7.4	1.93	.69	.87	1.00	23.4	6.9	2.23	.71	.91	1.00
71°F (22°C)	830	390	30.0	8.8	1.45	.48	.62	.76	28.2	8.3	1.67	.48	.64	.78	26.4	7.7	1.94	.49	.65	.81	24.4	7.2	2.24	.50	.68	.85
	930	440	30.6	9.0	1.45	.48	.64	.79	28.8	8.4	1.68	.49	.65	.81	27.0	7.9	1.94	.50	.67	.85	24.8	7.3	2.24	.51	.70	.89

HPXA19-024 - C33-38B with G61MPV-36B-070 - CX34-38B-6F with G61MPV-36B-070 - FIRST STAGE HEATING CAPACITY

Indoor Coil Air Volume 70°F db (21°C db)		Air Temperature Entering Outdoor Coil											
		65°F (18°C)			60°F (16°C)			55°F (13°C)			50°F (10°C)		
		Total Heating Capacity		Comp. Motor kW Input	Total Heating Capacity		Comp. Motor kW Input	Total Heating Capacity		Comp. Motor kW Input	Total Heating Capacity		Comp. Motor kW Input
kBtuh	kW	kBtuh	kW		kBtuh	kW		kBtuh	kW				
625	295	21.7	6.4	1.30	20.1	5.9	1.30	18.5	5.4	1.29	16.9	5.0	1.28
680	320	18.5	5.4	1.25	16.9	5.0	1.24	15.3	4.5	1.23	13.7	4.0	1.23

HPXA19-024 - C33-38B with G61MPV-36B-070 - CX34-38B-6F with G61MPV-36B-070 - SECOND STAGE HEATING CAPACITY

Indoor Coil Air Volume 70°F db (21°C db)		Air Temperature Entering Outdoor Coil											
		65°F (18°C)		45°F (7°C)		25°F (-4°C)		5°F (-15°C)		-15°F (-26°C)			
		Total Heating Capacity	Comp. Motor kW Input	Total Heating Capacity	Comp. Motor kW Input	Total Heating Capacity	Comp. Motor kW Input	Total Heating Capacity	Comp. Motor kW Input	Total Heating Capacity	Comp. Motor kW Input		
cfm	L/s	kBtuh	kW	kBtuh	kW	kBtuh	kW	kBtuh	kW	kBtuh	kW		
830	390	22.6	6.6	1.71	17.6	5.2	1.62	12.3	3.6	1.53	8.9	2.6	1.38
930	440	22.8	6.7	1.66	17.8	5.2	1.57	12.5	3.7	1.48	9.1	2.7	1.33

HPXA19-024 - C33-38B with G61MPV-36B-070 CX34-38B-6F with G61MPV-36B-070 - HEATING PERFORMANCE at 830 cfm (390 L/s) Indoor Coil Air Volume

*Outdoor Temperature		Compressor Motor kW Input	Total Output	
°F	°C		kBtuh	kW
65	18	1.71	22.6	6.6
60	16	1.68	21.5	6.3
55	13	1.66	20.3	5.9
50	10	1.64	19.2	5.6
47	8	1.63	18.5	5.4
45	7	1.62	17.6	5.2
40	4	1.59	15.4	4.5
35	2	1.55	13.2	3.9
30	-1	1.54	12.8	3.8
25	-4	1.53	12.3	3.6
20	-7	1.52	11.8	3.5
17	-8	1.51	11.6	3.4
15	-9	1.50	11.1	3.3
10	-12	1.48	10.0	2.9
5	-15	1.38	8.9	2.6
0	-18	1.29	7.8	2.3
-5	-21	1.19	6.7	2.0
-10	-23	1.10	5.6	1.6
-15	-26	1.00	4.6	1.3
-20	-29	.91	3.5	1.0

HEATING AND COOLING RATINGS

2 TON (-024)

NOTE - For Temperatures and Capacities not shown in tables, see bulletin - Cooling Unit Rating Table Correction Factor Data in Miscellaneous Engineering Data section.

HPXA19-024 - C33-38B with G61MPV-36B-045 - CX34-38B-6F with G61MPV-36B-045 - FIRST STAGE COOLING CAPACITY

Entering Wet Bulb Temperature	Total Air Volume		Outdoor Air Temperature Entering Outdoor Coil																							
			75°F (24°C)						85°F (29°C)						95°F (35°C)						105°F (41°C)					
			Total Cooling Capacity		Comp Motor kW Input	Sensible To Total Ratio (S/T) Dry Bulb			Total Cooling Capacity		Comp Motor kW Input	Sensible To Total Ratio (S/T) Dry Bulb			Total Cooling Capacity		Comp Motor kW Input	Sensible To Total Ratio (S/T) Dry Bulb			Total Cooling Capacity		Comp Motor kW Input	Sensible To Total Ratio (S/T) Dry Bulb		
			kBtuh	kW		75°F 24°C	80°F 27°C	85°F 29°C	kBtuh	kW		75°F 24°C	80°F 27°C	85°F 29°C	kBtuh	kW		75°F 24°C	80°F 27°C	85°F 29°C	kBtuh	kW		75°F 24°C	80°F 27°C	85°F 29°C
63°F (17°C)	610	290	20.4	6.0	.83	.79	.94	1.00	19.3	5.7	.99	.81	.97	1.00	18.1	5.3	1.17	.84	1.00	1.00	17.0	5.0	1.40	.87	1.00	1.00
	665	315	20.8	6.1	.83	.80	.96	1.00	19.6	5.7	.99	.83	.99	1.00	18.5	5.4	1.18	.85	1.00	1.00	17.4	5.1	1.40	.89	1.00	1.00
67°F (19°C)	610	290	22.0	6.4	.84	.62	.76	.90	20.8	6.1	1.00	.63	.78	.93	19.5	5.7	1.18	.65	.81	.96	18.1	5.3	1.39	.67	.84	1.00
	665	315	22.4	6.6	.84	.63	.77	.92	21.0	6.2	1.00	.64	.80	.95	19.8	5.8	1.18	.65	.82	.98	18.3	5.4	1.39	.67	.86	1.00
71°F (22°C)	610	290	23.4	6.9	.84	.47	.61	.74	22.2	6.5	1.00	.47	.62	.75	21.0	6.2	1.18	.48	.63	.78	19.5	5.7	1.40	.49	.65	.81
	665	315	23.8	7.0	.84	.47	.61	.75	22.6	6.6	1.00	.47	.62	.77	21.2	6.2	1.19	.47	.63	.79	19.7	5.8	1.40	.48	.66	.82

HPXA19-024 - C33-38B with G61MPV-36B-045 - CX34-38B-6F with G61MPV-36B-045 - SECOND STAGE COOLING CAPACITY

Entering Wet Bulb Temperature	Total Air Volume		Outdoor Air Temperature Entering Outdoor Coil																							
			85°F (29°C)						95°F (35°C)						105°F (41°C)						115°F (46°C)					
			Total Cooling Capacity		Comp Motor kW Input	Sensible To Total Ratio (S/T) Dry Bulb			Total Cooling Capacity		Comp Motor kW Input	Sensible To Total Ratio (S/T) Dry Bulb			Total Cooling Capacity		Comp Motor kW Input	Sensible To Total Ratio (S/T) Dry Bulb			Total Cooling Capacity		Comp Motor kW Input	Sensible To Total Ratio (S/T) Dry Bulb		
			kBtuh	kW		75°F 24°C	80°F 27°C	85°F 29°C	kBtuh	kW		75°F 24°C	80°F 27°C	85°F 29°C	kBtuh	kW		75°F 24°C	80°F 27°C	85°F 29°C	kBtuh	kW		75°F 24°C	80°F 27°C	85°F 29°C
63°F (17°C)	840	395	26.6	7.8	1.43	.82	.97	1.00	25.0	7.3	1.66	.84	1.00	1.00	23.6	6.9	1.93	.87	1.00	1.00	22.0	6.4	2.23	.91	1.00	1.00
	945	445	27.2	8.0	1.43	.85	1.00	1.00	25.8	7.6	1.67	.87	1.00	1.00	24.4	7.2	1.92	.91	1.00	1.00	22.8	6.7	2.23	.95	1.00	1.00
67°F (19°C)	840	395	28.4	8.3	1.43	.64	.79	.94	26.6	7.8	1.66	.65	.81	.97	24.8	7.3	1.93	.67	.84	1.00	23.0	6.7	2.23	.70	.88	1.00
	945	445	28.8	8.4	1.44	.65	.82	.97	27.2	8.0	1.67	.67	.85	1.00	25.4	7.4	1.93	.69	.88	1.00	23.4	6.9	2.23	.72	.92	1.00
71°F (22°C)	840	395	30.0	8.8	1.45	.48	.62	.77	28.4	8.3	1.67	.48	.64	.79	26.6	7.8	1.94	.49	.66	.82	24.6	7.2	2.24	.50	.68	.85
	945	445	30.8	9.0	1.45	.48	.64	.79	29.0	8.5	1.68	.49	.66	.82	27.0	7.9	1.94	.50	.68	.85	25.0	7.3	2.25	.51	.70	.89

HPXA19-024 - C33-38B with G61MPV-36B-045 - CX34-38B-6F with G61MPV-36B-045 - FIRST STAGE HEATING CAPACITY

Indoor Coil Air Volume 70°F db (21°C db)		Air Temperature Entering Outdoor Coil											
		65°F (18°C)			60°F (16°C)			55°F (13°C)			50°F (10°C)		
		Total Heating Capacity		Comp. Motor kW Input	Total Heating Capacity		Comp. Motor kW Input	Total Heating Capacity		Comp. Motor kW Input	Total Heating Capacity		Comp. Motor kW Input
kBtuh	kW	kBtuh	kW		kBtuh	kW		kBtuh	kW				
610	290	21.6	6.3	1.32	20.0	5.9	1.31	18.5	5.4	1.30	16.9	5.0	1.30
665	315	18.4	5.4	1.26	16.8	4.9	1.25	15.3	4.5	1.24	13.7	4.0	1.24

HPXA19-024 - C33-38B with G61MPV-36B-045 - CX34-38B-6F with G61MPV-36B-045 - SECOND STAGE HEATING CAPACITY

Indoor Coil Air Volume 70°F db (21°C db)		Air Temperature Entering Outdoor Coil											
		65°F (18°C)		45°F (7°C)		25°F (-4°C)		5°F (-15°C)		-15°F (-26°C)			
		Total Heating Capacity		Comp. Motor kW Input	Total Heating Capacity		Comp. Motor kW Input	Total Heating Capacity		Comp. Motor kW Input	Total Heating Capacity		Comp. Motor kW Input
kBtuh	kW	kBtuh	kW		kBtuh	kW		kBtuh	kW		kBtuh	kW	
840	395	22.7	6.7	1.70	17.7	5.2	1.61	12.3	3.6	1.53	8.9	2.6	1.39
945	445	23.0	6.7	1.65	18.0	5.3	1.56	12.6	3.7	1.48	9.2	2.7	1.34

HPXA19-024 - C33-38B with G61MPV-36B-045 CX34-38B-6F with G61MPV-36B-045 - HEATING PERFORMANCE at 840 cfm (395 L/s) Indoor Coil Air Volume

*Outdoor Temperature		Compressor Motor kW Input	Total Output	
°F	°C		kBtuh	kW
65	18	1.70	22.7	6.7
60	16	1.68	21.5	6.3
55	13	1.66	20.4	6.0
50	10	1.64	19.2	5.6
47	8	1.63	18.5	5.4
45	7	1.61	17.7	5.2
40	4	1.58	15.4	4.5
35	2	1.55	13.2	3.9
30	-1	1.54	12.8	3.8
25	-4	1.53	12.3	3.6
20	-7	1.52	11.9	3.5
17	-8	1.51	11.6	3.4
15	-9	1.50	11.2	3.3
10	-12	1.48	10.0	2.9
5	-15	1.39	8.9	2.6
0	-18	1.29	7.8	2.3
-5	-21	1.20	6.7	2.0
-10	-23	1.10	5.7	1.7
-15	-26	1.00	4.6	1.3
-20	-29	.91	3.5	1.0

HEATING AND COOLING RATINGS

2 TON (-024)

NOTE - For Temperatures and Capacities not shown in tables, see bulletin - Cooling Unit Rating Table Correction Factor Data in Miscellaneous Engineering Data section.

HPXA19-024 - C33-38B with G60UHV-36B-090 - CX34-38B-6F with G60UHV-36B-090 - FIRST STAGE COOLING CAPACITY

Entering Wet Bulb Temperature	Total Air Volume		Outdoor Air Temperature Entering Outdoor Coil																							
			75°F (24°C)						85°F (29°C)						95°F (35°C)						105°F (41°C)					
			Total Cooling Capacity		Comp Motor kW Input	Sensible To Total Ratio (S/T) Dry Bulb			Total Cooling Capacity		Comp Motor kW Input	Sensible To Total Ratio (S/T) Dry Bulb			Total Cooling Capacity		Comp Motor kW Input	Sensible To Total Ratio (S/T) Dry Bulb			Total Cooling Capacity		Comp Motor kW Input	Sensible To Total Ratio (S/T) Dry Bulb		
			kBtuh	kW		75°F 24°C	80°F 27°C	85°F 29°C	kBtuh	kW		75°F 24°C	80°F 27°C	85°F 29°C	kBtuh	kW		75°F 24°C	80°F 27°C	85°F 29°C	kBtuh	kW		75°F 24°C	80°F 27°C	85°F 29°C
63°F (17°C)	625	295	20.6	6.0	.83	.80	.95	1.00	19.4	5.7	.99	.82	.98	1.00	18.3	5.4	1.18	.85	1.00	1.00	17.2	5.0	1.40	.88	1.00	1.00
	670	315	20.8	6.1	.83	.80	.96	1.00	19.7	5.8	.99	.83	.99	1.00	18.5	5.4	1.18	.85	1.00	1.00	17.4	5.1	1.39	.89	1.00	1.00
67°F (19°C)	625	295	22.0	6.4	.84	.63	.77	.91	20.8	6.1	1.00	.64	.79	.94	19.6	5.7	1.18	.65	.81	.97	18.2	5.3	1.40	.67	.85	1.00
	670	315	22.4	6.6	.84	.63	.77	.92	21.2	6.2	1.00	.64	.80	.95	19.8	5.8	1.18	.65	.82	.98	18.4	5.4	1.39	.67	.86	1.00
71°F (22°C)	625	295	23.6	6.9	.84	.48	.61	.74	22.4	6.6	1.00	.48	.62	.76	21.0	6.2	1.18	.48	.64	.78	19.6	5.7	1.40	.49	.66	.81
	670	315	23.8	7.0	.84	.47	.61	.75	22.6	6.6	1.00	.47	.62	.77	21.2	6.2	1.19	.47	.63	.79	19.8	5.8	1.40	.48	.65	.82

HPXA19-024 - C33-38B with G60UHV-36B-090 - CX34-38B-6F with G60UHV-36B-090 - SECOND STAGE COOLING CAPACITY

Entering Wet Bulb Temperature	Total Air Volume		Outdoor Air Temperature Entering Outdoor Coil																							
			85°F (29°C)						95°F (35°C)						105°F (41°C)						115°F (46°C)					
			Total Cooling Capacity		Comp Motor kW Input	Sensible To Total Ratio (S/T) Dry Bulb			Total Cooling Capacity		Comp Motor kW Input	Sensible To Total Ratio (S/T) Dry Bulb			Total Cooling Capacity		Comp Motor kW Input	Sensible To Total Ratio (S/T) Dry Bulb			Total Cooling Capacity		Comp Motor kW Input	Sensible To Total Ratio (S/T) Dry Bulb		
			kBtuh	kW		75°F 24°C	80°F 27°C	85°F 29°C	kBtuh	kW		75°F 24°C	80°F 27°C	85°F 29°C	kBtuh	kW		75°F 24°C	80°F 27°C	85°F 29°C	kBtuh	kW		75°F 24°C	80°F 27°C	85°F 29°C
63°F (17°C)	825	390	26.6	7.8	1.43	.81	.97	1.00	25.0	7.3	1.66	.84	1.00	1.00	23.4	6.9	1.92	.87	1.00	1.00	22.0	6.4	2.23	.90	1.00	1.00
	905	425	27.0	7.9	1.43	.83	.99	1.00	25.4	7.4	1.66	.86	1.00	1.00	24.0	7.0	1.93	.89	1.00	1.00	22.4	6.6	2.22	.93	1.00	1.00
67°F (19°C)	825	390	28.2	8.3	1.43	.64	.79	.93	26.6	7.8	1.66	.65	.81	.96	24.8	7.3	1.92	.67	.84	1.00	22.8	6.7	2.23	.69	.88	1.00
	905	425	28.6	8.4	1.44	.64	.80	.96	27.0	7.9	1.67	.66	.83	.99	25.2	7.4	1.93	.68	.86	1.00	23.2	6.8	2.23	.70	.90	1.00
71°F (22°C)	825	390	30.0	8.8	1.45	.48	.62	.76	28.2	8.3	1.67	.48	.63	.78	26.4	7.7	1.94	.49	.65	.81	24.4	7.2	2.24	.50	.68	.85
	905	425	30.4	8.9	1.45	.48	.63	.78	28.6	8.4	1.68	.48	.64	.80	26.8	7.9	1.94	.49	.66	.83	24.8	7.3	2.24	.50	.69	.87

HPXA19-024 - C33-38B with G60UHV-36B-090 - CX34-38B-6F with G60UHV-36B-090 - FIRST STAGE HEATING CAPACITY

Indoor Coil Air Volume 70°F db (21°C db)		Air Temperature Entering Outdoor Coil											
		65°F (18°C)			60°F (16°C)			55°F (13°C)			50°F (10°C)		
		Total Heating Capacity		Comp. Motor kW Input	Total Heating Capacity		Comp. Motor kW Input	Total Heating Capacity		Comp. Motor kW Input	Total Heating Capacity		Comp. Motor kW Input
kBtuh	kW	kBtuh	kW		kBtuh	kW		kBtuh	kW				
625	295	21.7	6.4	1.30	20.1	5.9	1.29	18.5	5.4	1.29	16.9	5.0	1.28
670	315	18.4	5.4	1.25	16.8	4.9	1.25	15.2	4.5	1.24	13.6	4.0	1.23

HPXA19-024 - C33-38B with G60UHV-36B-090 - CX34-38B-6F with G60UHV-36B-090 - SECOND STAGE HEATING CAPACITY

Indoor Coil Air Volume 70°F db (21°C db)		Air Temperature Entering Outdoor Coil											
		65°F (18°C)		45°F (7°C)		25°F (-4°C)		5°F (-15°C)		-15°F (-26°C)			
		Total Heating Capacity	Comp. Motor kW Input	Total Heating Capacity	Comp. Motor kW Input	Total Heating Capacity	Comp. Motor kW Input	Total Heating Capacity	Comp. Motor kW Input	Total Heating Capacity	Comp. Motor kW Input		
cfm	L/s	kBtuh	kW	kBtuh	kW	kBtuh	kW	kBtuh	kW	kBtuh	kW		
825	390	22.5	6.6	1.71	17.5	5.1	1.62	12.2	3.6	1.53	8.8	2.6	1.38
905	425	22.7	6.7	1.67	17.7	5.2	1.58	12.4	3.6	1.49	9.0	2.6	1.34

HPXA19-024 - C33-38B with G60UHV-36B-090 CX34-38B-6F with G60UHV-36B-090 - HEATING PERFORMANCE at 825 cfm (390 L/s) Indoor Coil Air Volume

*Outdoor Temperature		Compressor Motor kW Input	Total Output	
°F	°C		kBtuh	kW
65	18	1.71	22.5	6.6
60	16	1.69	21.4	6.3
55	13	1.67	20.2	5.9
50	10	1.64	19.1	5.6
47	8	1.63	18.4	5.4
45	7	1.62	17.5	5.1
40	4	1.58	15.3	4.5
35	2	1.55	13.1	3.8
30	-1	1.54	12.7	3.7
25	-4	1.53	12.2	3.6
20	-7	1.52	11.8	3.5
17	-8	1.51	11.5	3.4
15	-9	1.50	11.0	3.2
10	-12	1.48	9.9	2.9
5	-15	1.38	8.8	2.6
0	-18	1.29	7.7	2.3
-5	-21	1.19	6.7	2.0
-10	-23	1.10	5.6	1.6
-15	-26	1.00	4.5	1.3
-20	-29	.91	3.4	1.0

HEATING AND COOLING RATINGS

2 TON (-024)

NOTE - For Temperatures and Capacities not shown in tables, see bulletin - Cooling Unit Rating Table Correction Factor Data in Miscellaneous Engineering Data section.

HPXA19-024 - C33-38A with G60UHV-36A-070 - CX34-38A-6F with G60UHV-36A-070 - FIRST STAGE COOLING CAPACITY

Entering Wet Bulb Temperature	Total Air Volume		Outdoor Air Temperature Entering Outdoor Coil																							
			75°F (24°C)						85°F (29°C)						95°F (35°C)						105°F (41°C)					
			Total Cooling Capacity		Comp Motor kW Input	Sensible To Total Ratio (S/T) Dry Bulb			Total Cooling Capacity		Comp Motor kW Input	Sensible To Total Ratio (S/T) Dry Bulb			Total Cooling Capacity		Comp Motor kW Input	Sensible To Total Ratio (S/T) Dry Bulb			Total Cooling Capacity		Comp Motor kW Input	Sensible To Total Ratio (S/T) Dry Bulb		
			kBtuh	kW		75°F 24°C	80°F 27°C	85°F 29°C	kBtuh	kW		75°F 24°C	80°F 27°C	85°F 29°C	kBtuh	kW		75°F 24°C	80°F 27°C	85°F 29°C	kBtuh	kW		75°F 24°C	80°F 27°C	85°F 29°C
63°F (17°C)	630	295	20.6	6.0	.83	.80	.95	1.00	19.5	5.7	1.00	.82	.98	1.00	18.3	5.4	1.18	.85	1.00	1.00	17.2	5.0	1.40	.88	1.00	1.00
	670	315	20.8	6.1	.83	.81	.96	1.00	19.7	5.8	.99	.83	.99	1.00	18.6	5.5	1.18	.85	1.00	1.00	17.4	5.1	1.39	.89	1.00	1.00
67°F (19°C)	630	295	22.2	6.5	.84	.63	.77	.91	21.0	6.2	1.00	.64	.79	.94	19.7	5.8	1.18	.65	.82	.97	18.2	5.3	1.40	.68	.85	1.00
	670	315	22.4	6.6	.84	.63	.78	.92	21.2	6.2	1.00	.64	.80	.95	19.8	5.8	1.18	.65	.82	.98	18.4	5.4	1.39	.67	.86	1.00
71°F (22°C)	630	295	23.6	6.9	.84	.48	.61	.74	22.4	6.6	1.00	.48	.62	.76	21.0	6.2	1.18	.48	.64	.79	19.7	5.8	1.40	.49	.66	.82
	670	315	23.8	7.0	.84	.47	.61	.75	22.6	6.6	1.00	.47	.62	.77	21.2	6.2	1.19	.48	.64	.79	19.8	5.8	1.40	.48	.66	.82

HPXA19-024 - C33-38A with G60UHV-36A-070 - CX34-38A-6F with G60UHV-36A-070 - SECOND STAGE COOLING CAPACITY

Entering Wet Bulb Temperature	Total Air Volume		Outdoor Air Temperature Entering Outdoor Coil																							
			85°F (29°C)						95°F (35°C)						105°F (41°C)						115°F (46°C)					
			Total Cooling Capacity		Comp Motor kW Input	Sensible To Total Ratio (S/T) Dry Bulb			Total Cooling Capacity		Comp Motor kW Input	Sensible To Total Ratio (S/T) Dry Bulb			Total Cooling Capacity		Comp Motor kW Input	Sensible To Total Ratio (S/T) Dry Bulb			Total Cooling Capacity		Comp Motor kW Input	Sensible To Total Ratio (S/T) Dry Bulb		
			kBtuh	kW		75°F 24°C	80°F 27°C	85°F 29°C	kBtuh	kW		75°F 24°C	80°F 27°C	85°F 29°C	kBtuh	kW		75°F 24°C	80°F 27°C	85°F 29°C	kBtuh	kW		75°F 24°C	80°F 27°C	85°F 29°C
63°F (17°C)	830	390	26.6	7.8	1.43	.81	.97	1.00	25.0	7.3	1.66	.84	1.00	1.00	23.6	6.9	1.93	.87	1.00	1.00	22.0	6.4	2.23	.91	1.00	1.00
	915	430	27.0	7.9	1.43	.83	.99	1.00	25.6	7.5	1.66	.86	1.00	1.00	24.2	7.1	1.93	.89	1.00	1.00	22.6	6.6	2.23	.94	1.00	1.00
67°F (19°C)	830	390	28.2	8.3	1.43	.64	.79	.93	26.6	7.8	1.66	.65	.81	.96	24.8	7.3	1.92	.67	.84	1.00	23.0	6.7	2.23	.69	.88	1.00
	915	430	28.8	8.4	1.44	.65	.81	.96	27.0	7.9	1.67	.66	.83	.99	25.2	7.4	1.93	.68	.87	1.00	23.2	6.8	2.23	.71	.91	1.00
71°F (22°C)	830	390	30.0	8.8	1.45	.48	.62	.76	28.2	8.3	1.67	.48	.64	.78	26.4	7.7	1.94	.49	.65	.81	24.4	7.2	2.24	.50	.68	.85
	915	430	30.6	9.0	1.45	.48	.63	.78	28.8	8.4	1.68	.48	.65	.81	26.8	7.9	1.94	.49	.67	.84	24.8	7.3	2.24	.50	.69	.88

HPXA19-024 - C33-38A with G60UHV-36A-070 - CX34-38A-6F with G60UHV-36A-070 - FIRST STAGE HEATING CAPACITY

Indoor Coil Air Volume 70°F db (21°C db)		Air Temperature Entering Outdoor Coil											
		65°F (18°C)			60°F (16°C)			55°F (13°C)			50°F (10°C)		
		Total Heating Capacity		Comp. Motor kW Input	Total Heating Capacity		Comp. Motor kW Input	Total Heating Capacity		Comp. Motor kW Input	Total Heating Capacity		Comp. Motor kW Input
kBtuh	kW	kBtuh	kW		kBtuh	kW		kBtuh	kW				
630	295	21.7	6.4	1.30	20.1	5.9	1.29	18.5	5.4	1.29	16.9	5.0	1.28
670	315	15.6	4.6	1.24	14.0	4.1	1.24	12.4	3.6	1.23	10.8	3.2	1.23

HPXA19-024 - C33-38A with G60UHV-36A-070 - CX34-38A-6F with G60UHV-36A-070 - SECOND STAGE HEATING CAPACITY

Indoor Coil Air Volume 70°F db (21°C db)		Air Temperature Entering Outdoor Coil											
		65°F (18°C)		45°F (7°C)		25°F (-4°C)		5°F (-15°C)		-15°F (-26°C)			
		Total Heating Capacity		Comp. Motor kW Input	Total Heating Capacity		Comp. Motor kW Input	Total Heating Capacity		Comp. Motor kW Input	Total Heating Capacity		Comp. Motor kW Input
kBtuh	kW	kBtuh	kW		kBtuh	kW		kBtuh	kW		kBtuh	kW	
830	390	22.6	6.6	1.71	17.6	5.2	1.62	12.3	3.6	1.53	8.9	2.6	1.38
915	430	22.8	6.7	1.66	17.8	5.2	1.57	12.5	3.7	1.48	9.1	2.7	1.34

HPXA19-024 - C33-38A with G60UHV-36A-070 CX34-38A-6F with G60UHV-36A-070 - HEATING PERFORMANCE at 830 cfm (390 L/s) Indoor Coil Air Volume

*Outdoor Temperature		Compressor Motor kW Input	Total Output	
°F	°C		kBtuh	kW
65	18	1.71	22.6	6.6
60	16	1.68	21.5	6.3
55	13	1.66	20.3	5.9
50	10	1.64	19.2	5.6
47	8	1.63	18.5	5.4
45	7	1.62	17.6	5.2
40	4	1.58	15.4	4.5
35	2	1.55	13.2	3.9
30	-1	1.54	12.7	3.7
25	-4	1.53	12.3	3.6
20	-7	1.52	11.8	3.5
17	-8	1.51	11.6	3.4
15	-9	1.50	11.1	3.3
10	-12	1.48	10.0	2.9
5	-15	1.38	8.9	2.6
0	-18	1.29	7.8	2.3
-5	-21	1.19	6.7	2.0
-10	-23	1.10	5.6	1.6
-15	-26	1.00	4.6	1.3
-20	-29	.91	3.5	1.0

HEATING AND COOLING RATINGS

2 TON (-024)

NOTE - For Temperatures and Capacities not shown in tables, see bulletin - Cooling Unit Rating Table Correction Factor Data in Miscellaneous Engineering Data section.

HPXA19-024 - CH33-42B-2F with G61MPV-36B-070 - FIRST STAGE COOLING CAPACITY

Entering Wet Bulb Temperature	Total Air Volume		Outdoor Air Temperature Entering Outdoor Coil																							
			75°F (24°C)						85°F (29°C)						95°F (35°C)						105°F (41°C)					
			Total Cooling Capacity		Comp Motor kW Input	Sensible To Total Ratio (S/T) Dry Bulb			Total Cooling Capacity		Comp Motor kW Input	Sensible To Total Ratio (S/T) Dry Bulb			Total Cooling Capacity		Comp Motor kW Input	Sensible To Total Ratio (S/T) Dry Bulb			Total Cooling Capacity		Comp Motor kW Input	Sensible To Total Ratio (S/T) Dry Bulb		
			kBtuh	kW		75°F 24°C	80°F 27°C	85°F 29°C	kBtuh	kW		75°F 24°C	80°F 27°C	85°F 29°C	kBtuh	kW		75°F 24°C	80°F 27°C	85°F 29°C	kBtuh	kW		75°F 24°C	80°F 27°C	85°F 29°C
63°F (17°C)	625	295	20.4	6.0	.83	.79	.94	1.00	19.2	5.6	1.00	.81	.97	1.00	18.1	5.3	1.18	.84	1.00	1.00	16.9	5.0	1.39	.87	1.00	1.00
	680	320	20.6	6.0	.83	.80	.96	1.00	19.5	5.7	.99	.82	.99	1.00	18.4	5.4	1.18	.85	1.00	1.00	17.3	5.1	1.40	.89	1.00	1.00
67°F (19°C)	625	295	22.0	6.4	.84	.62	.77	.90	20.8	6.1	1.00	.63	.78	.93	19.4	5.7	1.18	.65	.81	.96	18.1	5.3	1.39	.67	.84	1.00
	680	320	22.2	6.5	.84	.62	.77	.92	21.0	6.2	1.00	.63	.79	.95	19.7	5.8	1.18	.65	.82	.98	18.3	5.4	1.39	.67	.85	1.00
71°F (22°C)	625	295	23.4	6.9	.84	.47	.60	.73	22.2	6.5	1.00	.48	.62	.75	20.8	6.1	1.18	.48	.63	.78	19.5	5.7	1.40	.49	.65	.81
	680	320	23.8	7.0	.85	.46	.60	.74	22.6	6.6	1.00	.47	.62	.76	21.2	6.2	1.19	.48	.63	.79	19.7	5.8	1.40	.48	.65	.82

HPXA19-024 - CH33-42B-2F with G61MPV-36B-070 - SECOND STAGE COOLING CAPACITY

Entering Wet Bulb Temperature	Total Air Volume		Outdoor Air Temperature Entering Outdoor Coil																							
			85°F (29°C)						95°F (35°C)						105°F (41°C)						115°F (46°C)					
			Total Cooling Capacity		Comp Motor kW Input	Sensible To Total Ratio (S/T) Dry Bulb			Total Cooling Capacity		Comp Motor kW Input	Sensible To Total Ratio (S/T) Dry Bulb			Total Cooling Capacity		Comp Motor kW Input	Sensible To Total Ratio (S/T) Dry Bulb			Total Cooling Capacity		Comp Motor kW Input	Sensible To Total Ratio (S/T) Dry Bulb		
			kBtuh	kW		75°F 24°C	80°F 27°C	85°F 29°C	kBtuh	kW		75°F 24°C	80°F 27°C	85°F 29°C	kBtuh	kW		75°F 24°C	80°F 27°C	85°F 29°C	kBtuh	kW		75°F 24°C	80°F 27°C	85°F 29°C
63°F (17°C)	830	390	26.2	7.7	1.45	.80	.96	1.00	24.8	7.3	1.68	.83	.99	1.00	23.2	6.8	1.95	.86	1.00	1.00	21.8	6.4	2.25	.89	1.00	1.00
	930	440	26.8	7.9	1.45	.83	.99	1.00	25.4	7.4	1.68	.85	1.00	1.00	23.8	7.0	1.95	.89	1.00	1.00	22.4	6.6	2.26	.93	1.00	1.00
67°F (19°C)	830	390	28.0	8.2	1.45	.63	.78	.92	26.4	7.7	1.68	.64	.80	.95	24.6	7.2	1.95	.66	.83	.99	22.8	6.7	2.25	.69	.86	1.00
	930	440	28.6	8.4	1.45	.64	.80	.95	26.8	7.9	1.69	.66	.83	.99	25.0	7.3	1.95	.68	.86	1.00	23.2	6.8	2.26	.70	.90	1.00
71°F (22°C)	830	390	29.8	8.7	1.46	.47	.61	.75	28.0	8.2	1.69	.48	.63	.77	26.2	7.7	1.96	.49	.65	.80	24.4	7.2	2.26	.50	.67	.84
	930	440	30.4	8.9	1.46	.48	.63	.77	28.6	8.4	1.70	.48	.64	.80	26.8	7.9	1.96	.49	.66	.83	24.8	7.3	2.27	.50	.69	.87

HPXA19-024 - CH33-42B-2F with G61MPV-36B-070 - FIRST STAGE HEATING CAPACITY

Indoor Coil Air Volume 70°F db (21°C db)		Air Temperature Entering Outdoor Coil											
		65°F (18°C)			60°F (16°C)			55°F (13°C)			50°F (10°C)		
		Total Heating Capacity		Comp. Motor kW Input	Total Heating Capacity		Comp. Motor kW Input	Total Heating Capacity		Comp. Motor kW Input	Total Heating Capacity		Comp. Motor kW Input
kBtuh	kW	kBtuh	kW		kBtuh	kW		kBtuh	kW				
625	295	21.6	6.3	1.32	20.1	5.9	1.31	18.5	5.4	1.29	16.9	5.0	1.28
680	320	18.4	5.4	1.26	16.8	4.9	1.25	15.3	4.5	1.24	13.7	4.0	1.23

HPXA19-024 - CH33-42B-2F with G61MPV-36B-070 - SECOND STAGE HEATING CAPACITY

Indoor Coil Air Volume 70°F db (21°C db)		Air Temperature Entering Outdoor Coil											
		65°F (18°C)		45°F (7°C)		25°F (-4°C)		5°F (-15°C)		-15°F (-26°C)			
		Total Heating Capacity	Comp. Motor kW Input	Total Heating Capacity	Comp. Motor kW Input	Total Heating Capacity	Comp. Motor kW Input	Total Heating Capacity	Comp. Motor kW Input	Total Heating Capacity	Comp. Motor kW Input		
cfm	L/s	kBtuh	kW	kBtuh	kW	kBtuh	kW	kBtuh	kW	kBtuh	kW		
830	390	22.6	6.6	1.71	17.6	5.2	1.62	12.3	3.6	1.53	8.9	2.6	1.39
930	440	22.9	6.7	1.66	17.9	5.2	1.57	12.6	3.7	1.48	9.2	2.7	1.34

HPXA19-024 - CH33-42B-2F with G61MPV-36B-070 - HEATING PERFORMANCE at 830 cfm (390 L/s) Indoor Coil Air Volume

*Outdoor Temperature		Compressor Motor kW Input	Total Output	
°F	°C		kBtuh	kW
65	18	1.71	22.6	6.6
60	16	1.69	21.4	6.3
55	13	1.67	20.3	5.9
50	10	1.65	19.1	5.6
47	8	1.64	18.5	5.4
45	7	1.62	17.6	5.2
40	4	1.59	15.4	4.5
35	2	1.55	13.2	3.9
30	-1	1.54	12.7	3.7
25	-4	1.53	12.3	3.6
20	-7	1.52	11.8	3.5
17	-8	1.51	11.6	3.4
15	-9	1.50	11.1	3.3
10	-12	1.48	10.0	2.9
5	-15	1.39	8.9	2.6
0	-18	1.29	7.8	2.3
-5	-21	1.20	6.7	2.0
-10	-23	1.10	5.6	1.6
-15	-26	1.00	4.6	1.3
-20	-29	.91	3.5	1.0

HEATING AND COOLING RATINGS

2 TON (-024)

NOTE - For Temperatures and Capacities not shown in tables, see bulletin - Cooling Unit Rating Table Correction Factor Data in Miscellaneous Engineering Data section.

HPXA19-024 - CH33-42B-2F with G61MPV-36B-045 - FIRST STAGE COOLING CAPACITY

Entering Wet Bulb Temperature	Total Air Volume		Outdoor Air Temperature Entering Outdoor Coil																							
			75°F (24°C)						85°F (29°C)						95°F (35°C)						105°F (41°C)					
			Total Cooling Capacity		Comp Motor kW Input	Sensible To Total Ratio (S/T) Dry Bulb			Total Cooling Capacity		Comp Motor kW Input	Sensible To Total Ratio (S/T) Dry Bulb			Total Cooling Capacity		Comp Motor kW Input	Sensible To Total Ratio (S/T) Dry Bulb			Total Cooling Capacity		Comp Motor kW Input	Sensible To Total Ratio (S/T) Dry Bulb		
			kBtuh	kW		75°F 24°C	80°F 27°C	85°F 29°C	kBtuh	kW		75°F 24°C	80°F 27°C	85°F 29°C	kBtuh	kW		75°F 24°C	80°F 27°C	85°F 29°C	kBtuh	kW		75°F 24°C	80°F 27°C	85°F 29°C
63°F (17°C)	610	290	20.2	5.9	.83	.79	.93	1.00	19.1	5.6	.99	.81	.96	1.00	17.9	5.2	1.18	.83	.99	1.00	16.8	4.9	1.39	.87	1.00	1.00
	665	315	20.6	6.0	.83	.80	.95	1.00	19.4	5.7	.99	.82	.98	1.00	18.3	5.4	1.18	.84	1.00	1.00	17.1	5.0	1.40	.88	1.00	1.00
67°F (19°C)	610	290	21.8	6.4	.84	.62	.75	.89	20.6	6.0	1.00	.63	.78	.92	19.3	5.7	1.18	.64	.80	.95	18.0	5.3	1.39	.66	.83	.99
	665	315	22.2	6.5	.84	.62	.76	.91	21.0	6.2	1.00	.63	.79	.94	19.6	5.7	1.18	.65	.81	.97	18.2	5.3	1.39	.67	.85	1.00
71°F (22°C)	610	290	23.2	6.8	.84	.47	.60	.73	22.0	6.4	1.00	.47	.61	.74	20.8	6.1	1.18	.48	.63	.77	19.4	5.7	1.40	.49	.65	.80
	665	315	23.6	6.9	.84	.46	.60	.74	22.4	6.6	1.00	.47	.61	.76	21.0	6.2	1.18	.47	.63	.78	19.6	5.7	1.40	.48	.65	.81

HPXA19-024 - CH33-42B-2F with G61MPV-36B-045 - SECOND STAGE COOLING CAPACITY

Entering Wet Bulb Temperature	Total Air Volume		Outdoor Air Temperature Entering Outdoor Coil																							
			85°F (29°C)						95°F (35°C)						105°F (41°C)						115°F (46°C)					
			Total Cooling Capacity		Comp Motor kW Input	Sensible To Total Ratio (S/T) Dry Bulb			Total Cooling Capacity		Comp Motor kW Input	Sensible To Total Ratio (S/T) Dry Bulb			Total Cooling Capacity		Comp Motor kW Input	Sensible To Total Ratio (S/T) Dry Bulb			Total Cooling Capacity		Comp Motor kW Input	Sensible To Total Ratio (S/T) Dry Bulb		
			kBtuh	kW		75°F 24°C	80°F 27°C	85°F 29°C	kBtuh	kW		75°F 24°C	80°F 27°C	85°F 29°C	kBtuh	kW		75°F 24°C	80°F 27°C	85°F 29°C	kBtuh	kW		75°F 24°C	80°F 27°C	85°F 29°C
63°F (17°C)	840	395	26.2	7.7	1.45	.81	.96	1.00	24.8	7.3	1.68	.83	.99	1.00	23.2	6.8	1.95	.86	1.00	1.00	21.8	6.4	2.26	.90	1.00	1.00
	945	445	27.0	7.9	1.45	.83	.99	1.00	25.4	7.4	1.69	.86	1.00	1.00	24.0	7.0	1.94	.89	1.00	1.00	22.4	6.6	2.25	.93	1.00	1.00
67°F (19°C)	840	395	28.2	8.3	1.45	.63	.78	.92	26.4	7.7	1.68	.65	.80	.95	24.8	7.3	1.95	.66	.83	.99	22.8	6.7	2.25	.69	.87	1.00
	945	445	28.6	8.4	1.45	.65	.81	.96	27.0	7.9	1.69	.66	.83	.99	25.2	7.4	1.95	.68	.87	1.00	23.2	6.8	2.26	.71	.91	1.00
71°F (22°C)	840	395	29.8	8.7	1.46	.48	.62	.75	28.2	8.3	1.70	.48	.63	.78	26.4	7.7	1.96	.49	.65	.80	24.4	7.2	2.26	.50	.67	.84
	945	445	30.4	8.9	1.46	.48	.63	.78	28.8	8.4	1.70	.49	.65	.81	26.8	7.9	1.96	.50	.67	.84	24.8	7.3	2.27	.51	.69	.88

HPXA19-024 - CH33-42B-2F with G61MPV-36B-045 - FIRST STAGE HEATING CAPACITY

Indoor Coil Air Volume 70°F db (21°C db)		Air Temperature Entering Outdoor Coil											
		65°F (18°C)			60°F (16°C)			55°F (13°C)			50°F (10°C)		
		Total Heating Capacity		Comp. Motor kW Input	Total Heating Capacity		Comp. Motor kW Input	Total Heating Capacity		Comp. Motor kW Input	Total Heating Capacity		Comp. Motor kW Input
kBtuh	kW	kBtuh	kW		kBtuh	kW		kBtuh	kW				
610	290	21.5	6.3	1.33	20.0	5.9	1.32	18.4	5.4	1.31	16.9	5.0	1.29
665	315	18.3	5.4	1.27	16.8	4.9	1.26	15.2	4.5	1.25	13.7	4.0	1.24

HPXA19-024 - CH33-42B-2F with G61MPV-36B-045 - SECOND STAGE HEATING CAPACITY

Indoor Coil Air Volume 70°F db (21°C db)		Air Temperature Entering Outdoor Coil											
		65°F (18°C)		45°F (7°C)		25°F (-4°C)		5°F (-15°C)		-15°F (-26°C)			
		Total Heating Capacity		Comp. Motor kW Input	Total Heating Capacity		Comp. Motor kW Input	Total Heating Capacity		Comp. Motor kW Input	Total Heating Capacity		Comp. Motor kW Input
kBtuh	kW	kBtuh	kW		kBtuh	kW		kBtuh	kW		kBtuh	kW	
840	395	22.7	6.7	1.71	17.6	5.2	1.62	12.3	3.6	1.53	8.9	2.6	1.38
945	445	23.0	6.7	1.66	17.9	5.2	1.57	12.6	3.7	1.48	9.2	2.7	1.33

HPXA19-024 - CH33-42B-2F with G61MPV-36B-045 - HEATING PERFORMANCE AT 840 cfm (395 L/s) Indoor Coil Air Volume

*Outdoor Temperature		Compressor Motor kW Input		Total Output	
°F	°C	kW Input		kBtuh	kW
65	18	1.71		22.7	6.7
60	16	1.68		21.5	6.3
55	13	1.66		20.4	6.0
50	10	1.64		19.2	5.6
47	8	1.63		18.5	5.4
45	7	1.62		17.6	5.2
40	4	1.59		15.4	4.5
35	2	1.56		13.2	3.9
30	-1	1.54		12.8	3.8
25	-4	1.53		12.3	3.6
20	-7	1.52		11.9	3.5
17	-8	1.51		11.6	3.4
15	-9	1.50		11.2	3.3
10	-12	1.48		10.0	2.9
5	-15	1.38		8.9	2.6
0	-18	1.29		7.8	2.3
-5	-21	1.19		6.8	2.0
-10	-23	1.10		5.7	1.7
-15	-26	1.00		4.6	1.3
-20	-29	.91		3.5	1.0

HEATING AND COOLING RATINGS

2 TON (-024)

NOTE - For Temperatures and Capacities not shown in tables, see bulletin - Cooling Unit Rating Table Correction Factor Data in Miscellaneous Engineering Data section.

HPXA19-024 - CH33-42B-2F with G60UHV-36B-090 - FIRST STAGE COOLING CAPACITY

Entering Wet Bulb Temperature	Total Air Volume		Outdoor Air Temperature Entering Outdoor Coil																							
			75°F (24°C)						85°F (29°C)						95°F (35°C)						105°F (41°C)					
			Total Cooling Capacity		Comp Motor kW Input	Sensible To Total Ratio (S/T) Dry Bulb			Total Cooling Capacity		Comp Motor kW Input	Sensible To Total Ratio (S/T) Dry Bulb			Total Cooling Capacity		Comp Motor kW Input	Sensible To Total Ratio (S/T) Dry Bulb			Total Cooling Capacity		Comp Motor kW Input	Sensible To Total Ratio (S/T) Dry Bulb		
			kBtuh	kW		75°F 24°C	80°F 27°C	85°F 29°C	kBtuh	kW		75°F 24°C	80°F 27°C	85°F 29°C	kBtuh	kW		75°F 24°C	80°F 27°C	85°F 29°C	kBtuh	kW		75°F 24°C	80°F 27°C	85°F 29°C
63°F (17°C)	625	295	20.4	6.0	.83	.79	.94	1.00	19.2	5.6	1.00	.81	.97	1.00	18.1	5.3	1.18	.84	1.00	1.00	16.9	5.0	1.39	.87	1.00	1.00
	670	315	20.6	6.0	.83	.80	.95	1.00	19.4	5.7	.99	.82	.98	1.00	18.3	5.4	1.18	.84	1.00	1.00	17.2	5.0	1.40	.88	1.00	1.00
67°F (19°C)	625	295	22.0	6.4	.84	.62	.76	.90	20.8	6.1	1.00	.63	.78	.93	19.4	5.7	1.18	.65	.81	.96	18.1	5.3	1.39	.67	.84	1.00
	670	315	22.2	6.5	.84	.62	.76	.91	21.0	6.2	1.00	.63	.79	.94	19.6	5.7	1.18	.65	.81	.97	18.2	5.3	1.39	.67	.85	1.00
71°F (22°C)	625	295	23.4	6.9	.84	.47	.60	.73	22.2	6.5	1.00	.48	.62	.75	20.8	6.1	1.18	.48	.63	.78	19.5	5.7	1.40	.49	.65	.81
	670	315	23.6	6.9	.84	.46	.60	.74	22.4	6.6	1.00	.47	.61	.76	21.0	6.2	1.18	.47	.63	.78	19.6	5.7	1.40	.48	.65	.81

HPXA19-024 - CH33-42B-2F with G60UHV-36B-090 - SECOND STAGE COOLING CAPACITY

Entering Wet Bulb Temperature	Total Air Volume		Outdoor Air Temperature Entering Outdoor Coil																							
			85°F (29°C)						95°F (35°C)						105°F (41°C)						115°F (46°C)					
			Total Cooling Capacity		Comp Motor kW Input	Sensible To Total Ratio (S/T) Dry Bulb			Total Cooling Capacity		Comp Motor kW Input	Sensible To Total Ratio (S/T) Dry Bulb			Total Cooling Capacity		Comp Motor kW Input	Sensible To Total Ratio (S/T) Dry Bulb			Total Cooling Capacity		Comp Motor kW Input	Sensible To Total Ratio (S/T) Dry Bulb		
			kBtuh	kW		75°F 24°C	80°F 27°C	85°F 29°C	kBtuh	kW		75°F 24°C	80°F 27°C	85°F 29°C	kBtuh	kW		75°F 24°C	80°F 27°C	85°F 29°C	kBtuh	kW		75°F 24°C	80°F 27°C	85°F 29°C
63°F (17°C)	825	390	26.2	7.7	1.45	.80	.96	1.00	24.6	7.2	1.68	.83	.99	1.00	23.2	6.8	1.95	.85	1.00	1.00	21.6	6.3	2.25	.89	1.00	1.00
	905	425	26.6	7.8	1.45	.82	.98	1.00	25.2	7.4	1.68	.84	1.00	1.00	23.6	6.9	1.95	.87	1.00	1.00	22.2	6.5	2.25	.92	1.00	1.00
67°F (19°C)	825	390	28.0	8.2	1.45	.63	.77	.92	26.4	7.7	1.68	.64	.80	.95	24.6	7.2	1.95	.66	.83	.99	22.8	6.7	2.25	.68	.86	1.00
	905	425	28.4	8.3	1.45	.63	.79	.94	26.8	7.9	1.69	.65	.82	.98	25.0	7.3	1.96	.67	.85	1.00	23.0	6.7	2.26	.69	.89	1.00
71°F (22°C)	825	390	29.8	8.7	1.46	.47	.61	.75	28.0	8.2	1.69	.48	.63	.77	26.2	7.7	1.96	.49	.65	.80	24.4	7.2	2.26	.50	.67	.83
	905	425	30.2	8.9	1.46	.47	.62	.77	28.4	8.3	1.70	.48	.64	.79	26.6	7.8	1.96	.49	.66	.82	24.6	7.2	2.26	.50	.68	.86

HPXA19-024 - CH33-42B-2F with G60UHV-36B-090 - FIRST STAGE HEATING CAPACITY

Indoor Coil Air Volume 70°F db (21°C db)		Air Temperature Entering Outdoor Coil											
		65°F (18°C)			60°F (16°C)			55°F (13°C)			50°F (10°C)		
		Total Heating Capacity		Comp. Motor kW Input	Total Heating Capacity		Comp. Motor kW Input	Total Heating Capacity		Comp. Motor kW Input	Total Heating Capacity		Comp. Motor kW Input
kBtuh	kW	kBtuh	kW		kBtuh	kW		kBtuh	kW				
625	295	21.6	6.3	1.32	20.0	5.9	1.30	18.5	5.4	1.29	16.9	5.0	1.28
670	315	18.3	5.4	1.27	16.8	4.9	1.26	15.2	4.5	1.24	13.6	4.0	1.23

HPXA19-024 - CH33-42B-2F with G60UHV-36B-090 - SECOND STAGE HEATING CAPACITY

Indoor Coil Air Volume 70°F db (21°C db)		Air Temperature Entering Outdoor Coil											
		65°F (18°C)		45°F (7°C)		25°F (-4°C)		5°F (-15°C)		-15°F (-26°C)			
		Total Heating Capacity	Comp. Motor kW Input	Total Heating Capacity	Comp. Motor kW Input	Total Heating Capacity	Comp. Motor kW Input	Total Heating Capacity	Comp. Motor kW Input	Total Heating Capacity	Comp. Motor kW Input		
cfm	L/s	kBtuh	kW	kBtuh	kW	kBtuh	kW	kBtuh	kW	kBtuh	kW		
825	390	22.5	6.6	1.72	17.5	5.1	1.63	12.2	3.6	1.53	8.8	2.6	1.39
905	425	22.7	6.7	1.68	17.7	5.2	1.59	12.4	3.6	1.49	9.0	2.6	1.34

HPXA19-024 - CH33-42B-2F with G60UHV-36B-090 - HEATING PERFORMANCE at 825 cfm (390 L/s) Indoor Coil Air Volume

*Outdoor Temperature		Compressor Motor kW Input	Total Output	
°F	°C		kBtuh	kW
65	18	1.72	22.5	6.6
60	16	1.70	21.4	6.3
55	13	1.68	20.2	5.9
50	10	1.66	19.1	5.6
47	8	1.64	18.4	5.4
45	7	1.63	17.5	5.1
40	4	1.60	15.3	4.5
35	2	1.56	13.1	3.8
30	-1	1.55	12.7	3.7
25	-4	1.53	12.2	3.6
20	-7	1.52	11.8	3.5
17	-8	1.51	11.5	3.4
15	-9	1.50	11.0	3.2
10	-12	1.48	9.9	2.9
5	-15	1.39	8.8	2.6
0	-18	1.29	7.7	2.3
-5	-21	1.19	6.7	2.0
-10	-23	1.10	5.6	1.6
-15	-26	1.00	4.5	1.3
-20	-29	.91	3.4	1.0

HEATING AND COOLING RATINGS

3 TON (-036)

NOTE - For Temperatures and Capacities not shown in tables, see bulletin - Cooling Unit Rating Table Correction Factor Data in Miscellaneous Engineering Data section.

HPXA19-036 - CB30M-31 - CB30U-31 - CBX32M-030 - FIRST STAGE COOLING CAPACITY

Entering Wet Bulb Temperature	Total Air Volume		Outdoor Air Temperature Entering Outdoor Coil																							
			75°F (24°C)						85°F (29°C)						95°F (35°C)						105°F (41°C)					
			Total Cooling Capacity		Comp Motor kW Input	Sensible To Total Ratio (S/T) Dry Bulb			Total Cooling Capacity		Comp Motor kW Input	Sensible To Total Ratio (S/T) Dry Bulb			Total Cooling Capacity		Comp Motor kW Input	Sensible To Total Ratio (S/T) Dry Bulb			Total Cooling Capacity		Comp Motor kW Input	Sensible To Total Ratio (S/T) Dry Bulb		
			kBtuh	kW		75°F 24°C	80°F 27°C	85°F 29°C	kBtuh	kW		75°F 24°C	80°F 27°C	85°F 29°C	kBtuh	kW		75°F 24°C	80°F 27°C	85°F 29°C	kBtuh	kW		75°F 24°C	80°F 27°C	85°F 29°C
63°F (17°C)	800	380	26.2	7.7	1.21	.77	.92	1.00	24.8	7.3	1.41	.79	.95	1.00	23.2	6.8	1.63	.81	.98	1.00	21.8	6.4	1.90	.84	1.00	1.00
	900	425	27.0	7.9	1.21	.80	.96	1.00	25.4	7.4	1.41	.82	.98	1.00	24.0	7.0	1.64	.84	1.00	1.00	22.6	6.6	1.90	.88	1.00	1.00
	1000	470	27.6	8.1	1.22	.82	.98	1.00	26.2	7.7	1.42	.85	1.00	1.00	24.8	7.3	1.64	.88	1.00	1.00	23.2	6.8	1.91	.91	1.00	1.00
67°F (19°C)	800	380	28.0	8.2	1.22	.60	.74	.88	26.6	7.8	1.42	.61	.76	.91	25.0	7.3	1.64	.62	.78	.94	23.2	6.8	1.91	.64	.81	.97
	900	425	28.8	8.4	1.23	.62	.77	.92	27.2	8.0	1.42	.63	.79	.95	25.6	7.5	1.65	.64	.82	.98	23.8	7.0	1.91	.66	.85	1.00
	1000	470	29.4	8.6	1.23	.63	.80	.95	27.8	8.1	1.43	.65	.82	.98	26.2	7.7	1.65	.66	.85	1.00	24.2	7.1	1.91	.69	.88	1.00
71°F (22°C)	800	380	29.8	8.7	1.23	.45	.58	.71	28.2	8.3	1.43	.45	.60	.73	26.6	7.8	1.65	.46	.61	.75	24.8	7.3	1.92	.47	.63	.78
	900	425	30.6	9.0	1.24	.46	.60	.74	29.0	8.5	1.43	.46	.61	.76	27.4	8.0	1.66	.47	.63	.79	25.4	7.4	1.92	.48	.65	.82
	1000	470	31.2	9.1	1.24	.47	.62	.77	29.6	8.7	1.44	.47	.63	.79	27.8	8.1	1.66	.48	.65	.82	26.0	7.6	1.93	.49	.67	.85

HPXA19-036 - CB30M-31 - CB30U-31 - CBX32M-030 - SECOND STAGE COOLING CAPACITY

Entering Wet Bulb Temperature	Total Air Volume		Outdoor Air Temperature Entering Outdoor Coil																							
			85°F (29°C)						95°F (35°C)						105°F (41°C)						115°F (46°C)					
			Total Cooling Capacity		Comp Motor kW Input	Sensible To Total Ratio (S/T) Dry Bulb			Total Cooling Capacity		Comp Motor kW Input	Sensible To Total Ratio (S/T) Dry Bulb			Total Cooling Capacity		Comp Motor kW Input	Sensible To Total Ratio (S/T) Dry Bulb			Total Cooling Capacity		Comp Motor kW Input	Sensible To Total Ratio (S/T) Dry Bulb		
			kBtuh	kW		75°F 24°C	80°F 27°C	85°F 29°C	kBtuh	kW		75°F 24°C	80°F 27°C	85°F 29°C	kBtuh	kW		75°F 24°C	80°F 27°C	85°F 29°C	kBtuh	kW		75°F 24°C	80°F 27°C	85°F 29°C
63°F (17°C)	1000	470	34.2	10.0	2.22	.75	.89	1.00	32.2	9.4	2.49	.77	.92	1.00	30.0	8.8	2.79	.79	.95	1.00	27.8	8.1	3.13	.82	.99	1.00
	1200	565	35.4	10.4	2.23	.79	.95	1.00	33.4	9.8	2.50	.82	.98	1.00	31.2	9.1	2.80	.84	1.00	1.00	29.2	8.6	3.14	.88	1.00	1.00
	1000	470	36.2	10.6	2.24	.59	.73	.86	34.2	10.0	2.51	.60	.74	.88	32.0	9.4	2.81	.62	.77	.92	29.6	8.7	3.15	.63	.80	.96
67°F (19°C)	1200	565	37.6	11.0	2.25	.62	.77	.92	35.4	10.4	2.53	.63	.79	.95	33.2	9.7	2.82	.65	.82	.98	30.6	9.0	3.17	.67	.85	1.00
	1000	470	38.5	11.3	2.26	.45	.58	.70	36.2	10.6	2.53	.45	.59	.72	34.0	10.0	2.84	.46	.60	.74	31.4	9.2	3.18	.46	.62	.77
	1200	565	40.0	11.7	2.28	.46	.60	.74	37.6	11.0	2.55	.46	.62	.77	35.2	10.3	2.85	.47	.63	.79	32.6	9.6	3.19	.48	.65	.83

HPXA19-036 - CB30M-31 - CB30U-31 - CBX32M-030 - FIRST STAGE HEATING CAPACITY

Indoor Coil Air Volume 70°F db (21°C db)		Air Temperature Entering Outdoor Coil											
		65°F (18°C)			60°F (16°C)			55°F (13°C)			50°F (10°C)		
		Total Heating Capacity		Comp. Motor kW Input	Total Heating Capacity		Comp. Motor kW Input	Total Heating Capacity		Comp. Motor kW Input	Total Heating Capacity		Comp. Motor kW Input
kBtuh	kW	kBtuh	kW		kBtuh	kW		kBtuh	kW				
800	380	29.5	8.6	1.70	27.4	8.0	1.65	25.3	7.4	1.59	23.1	6.8	1.54
900	425	30.0	8.8	1.63	27.9	8.2	1.58	25.8	7.6	1.53	23.7	6.9	1.47

HPXA19-036 - CB30M-31 - CB30U-31 - CBX32M-030 - SECOND STAGE HEATING CAPACITY

Indoor Coil Air Volume 70°F db (21°C db)		Air Temperature Entering Outdoor Coil														
		65°F (18°C)			45°F (7°C)			25°F (-4°C)			5°F (-15°C)			-15°F (-26°C)		
		Total Heating Capacity		Comp. Motor kW Input	Total Heating Capacity		Comp. Motor kW Input	Total Heating Capacity		Comp. Motor kW Input	Total Heating Capacity		Comp. Motor kW Input	Total Heating Capacity		Comp. Motor kW Input
kBtuh	kW	kBtuh	kW		kBtuh	kW		kBtuh	kW		kBtuh	kW				
1000	470	40.0	11.7	2.54	29.9	8.8	2.31	19.2	5.6	2.08	12.9	3.8	1.85	5.8	1.7	1.38
1200	565	42.0	12.3	2.43	31.9	9.3	2.21	21.2	6.2	1.97	14.9	4.4	1.74	7.8	2.3	1.27

HPXA19-036 - CB30M-31 - CB30U-31 - CBX32M-030 - HEATING PERFORMANCE at 1200 cfm (565 L/s) Indoor Coil Air Volume

*Outdoor Temperature		Compressor Motor kW Input	Total Output	
°F	°C		kBtuh	kW
65	18	2.43	42.0	12.3
60	16	2.38	39.7	11.6
55	13	2.33	37.4	11.0
50	10	2.28	35.1	10.3
47	8	2.24	33.7	9.9
45	7	2.21	31.9	9.3
40	4	2.12	27.3	8.0
35	2	2.03	22.8	6.7
30	-1	2.00	22.0	6.4
25	-4	1.97	21.2	6.2
20	-7	1.95	20.4	6.0
17	-8	1.93	19.9	5.8
15	-9	1.91	19.0	5.6
10	-12	1.86	16.7	4.9
5	-15	1.74	14.9	4.4
0	-18	1.62	13.1	3.8
-5	-21	1.51	11.3	3.3
-10	-23	1.39	9.5	2.8
-15	-26	1.27	7.8	2.3
-20	-29	1.16	6.0	1.8

HEATING AND COOLING RATINGS

3 TON (-036)

NOTE - For Temperatures and Capacities not shown in tables, see bulletin - Cooling Unit Rating Table Correction Factor Data in Miscellaneous Engineering Data section.

HPXA19-036 - CB30M-41 - CBX32M-036 - FIRST STAGE COOLING CAPACITY

Entering Wet Bulb Temperature	Total Air Volume		Outdoor Air Temperature Entering Outdoor Coil																							
			75°F (24°C)						85°F (29°C)						95°F (35°C)						105°F (41°C)					
			Total Cooling Capacity		Comp Motor kW Input	Sensible To Total Ratio (S/T) Dry Bulb			Total Cooling Capacity		Comp Motor kW Input	Sensible To Total Ratio (S/T) Dry Bulb			Total Cooling Capacity		Comp Motor kW Input	Sensible To Total Ratio (S/T) Dry Bulb			Total Cooling Capacity		Comp Motor kW Input	Sensible To Total Ratio (S/T) Dry Bulb		
			kBtuh	kW		75°F 24°C	80°F 27°C	85°F 29°C	kBtuh	kW		75°F 24°C	80°F 27°C	85°F 29°C	kBtuh	kW		75°F 24°C	80°F 27°C	85°F 29°C	kBtuh	kW		75°F 24°C	80°F 27°C	85°F 29°C
63°F (17°C)	800	380	26.4	7.7	1.21	.77	.92	1.00	24.8	7.3	1.41	.79	.95	1.00	23.4	6.9	1.63	.81	.98	1.00	21.8	6.4	1.90	.84	1.00	1.00
	900	425	27.2	8.0	1.21	.80	.96	1.00	25.6	7.5	1.41	.82	.98	1.00	24.0	7.0	1.64	.85	1.00	1.00	22.8	6.7	1.91	.88	1.00	1.00
	1000	470	27.8	8.1	1.22	.83	.99	1.00	26.4	7.7	1.42	.85	1.00	1.00	25.0	7.3	1.64	.88	1.00	1.00	23.4	6.9	1.91	.92	1.00	1.00
67°F (19°C)	800	380	28.2	8.3	1.22	.60	.74	.88	26.6	7.8	1.42	.61	.76	.91	25.0	7.3	1.64	.63	.78	.94	23.4	6.9	1.91	.64	.81	.98
	900	425	29.0	8.5	1.23	.62	.77	.92	27.4	8.0	1.42	.63	.79	.95	25.8	7.6	1.65	.65	.82	.98	24.0	7.0	1.91	.67	.85	1.00
	1000	470	29.6	8.7	1.23	.64	.80	.96	28.0	8.2	1.43	.65	.82	.98	26.2	7.7	1.65	.67	.85	1.00	24.4	7.2	1.92	.69	.89	1.00
71°F (22°C)	800	380	30.0	8.8	1.23	.45	.58	.71	28.4	8.3	1.43	.45	.60	.73	26.8	7.9	1.66	.46	.61	.76	25.0	7.3	1.92	.47	.63	.78
	900	425	30.8	9.0	1.24	.46	.60	.74	29.2	8.6	1.44	.46	.62	.76	27.4	8.0	1.66	.47	.63	.79	25.6	7.5	1.92	.48	.65	.82
	1000	470	31.4	9.2	1.24	.46	.62	.77	29.8	8.7	1.44	.47	.63	.79	28.0	8.2	1.66	.48	.65	.82	26.0	7.6	1.93	.49	.67	.86

HPXA19-036 - CB30M-41 - CBX32M-036 - SECOND STAGE COOLING CAPACITY

Entering Wet Bulb Temperature	Total Air Volume		Outdoor Air Temperature Entering Outdoor Coil																							
			85°F (29°C)						95°F (35°C)						105°F (41°C)						115°F (46°C)					
			Total Cooling Capacity		Comp Motor kW Input	Sensible To Total Ratio (S/T) Dry Bulb			Total Cooling Capacity		Comp Motor kW Input	Sensible To Total Ratio (S/T) Dry Bulb			Total Cooling Capacity		Comp Motor kW Input	Sensible To Total Ratio (S/T) Dry Bulb			Total Cooling Capacity		Comp Motor kW Input	Sensible To Total Ratio (S/T) Dry Bulb		
			kBtuh	kW		75°F 24°C	80°F 27°C	85°F 29°C	kBtuh	kW		75°F 24°C	80°F 27°C	85°F 29°C	kBtuh	kW		75°F 24°C	80°F 27°C	85°F 29°C	kBtuh	kW		75°F 24°C	80°F 27°C	85°F 29°C
63°F (17°C)	1000	470	34.2	10.0	2.22	.75	.90	1.00	32.2	9.4	2.49	.77	.92	1.00	30.2	8.9	2.79	.80	.96	1.00	28.0	8.2	3.13	.83	.99	1.00
	1200	565	35.6	10.4	2.23	.80	.96	1.00	33.6	9.8	2.50	.82	.98	1.00	31.4	9.2	2.80	.85	1.00	1.00	29.2	8.6	3.15	.88	1.00	1.00
	1400	660	36.8	10.8	2.25	.84	1.00	1.00	34.8	10.2	2.52	.86	1.00	1.00	32.8	9.6	2.82	.90	1.00	1.00	30.6	9.0	3.16	.94	1.00	1.00
67°F (19°C)	1000	470	36.4	10.7	2.24	.59	.73	.86	34.4	10.1	2.51	.60	.75	.89	32.2	9.4	2.81	.62	.77	.92	29.8	8.7	3.16	.64	.80	.96
	1200	565	38.0	11.1	2.26	.62	.77	.92	35.6	10.4	2.53	.63	.79	.95	33.4	9.8	2.83	.65	.82	.98	30.8	9.0	3.17	.67	.86	1.00
	1400	660	39.0	11.4	2.27	.64	.81	.97	36.6	10.7	2.54	.66	.84	.99	34.2	10.0	2.84	.68	.87	1.00	31.6	9.3	3.18	.70	.91	1.00
71°F (22°C)	1000	470	38.5	11.3	2.27	.45	.58	.70	36.4	10.7	2.54	.45	.59	.72	34.0	10.0	2.84	.46	.60	.74	31.6	9.3	3.18	.46	.62	.77
	1200	565	40.0	11.7	2.28	.46	.60	.74	37.8	11.1	2.55	.46	.62	.77	35.4	10.4	2.85	.47	.63	.80	32.8	9.6	3.20	.48	.66	.83
	1400	660	41.0	12.0	2.29	.47	.63	.79	39.0	11.4	2.56	.47	.65	.81	36.2	10.6	2.87	.48	.67	.85	33.6	9.8	3.21	.49	.69	.89

HPXA19-036 - CB30M-41 - CBX32M-036 - FIRST STAGE HEATING CAPACITY

Indoor Coil Air Volume 70°F db (21°C db)	Air Temperature Entering Outdoor Coil												
	65°F (18°C)			60°F (16°C)			55°F (13°C)			50°F (10°C)			
	cfm	L/s	Total Heating Capacity kBtuh	kW	Comp. Motor kW Input	Total Heating Capacity kBtuh	kW	Comp. Motor kW Input	Total Heating Capacity kBtuh	kW	Comp. Motor kW Input	Total Heating Capacity kBtuh	kW
800	380	29.7	8.7	1.68	27.6	8.1	1.63	25.4	7.4	1.57	23.3	6.8	1.52
900	425	30.2	8.9	1.61	28.0	8.2	1.56	25.9	7.6	1.50	23.8	7.0	1.45
1000	470	30.6	9.0	1.55	28.5	8.4	1.50	26.4	7.7	1.45	24.2	7.1	1.40

HPXA19-036 - CB30M-41 - CBX32M-036 - SECOND STAGE HEATING CAPACITY

Indoor Coil Air Volume 70°F db (21°C db)	Air Temperature Entering Outdoor Coil														
	65°F (18°C)			45°F (7°C)			25°F (-4°C)			5°F (-15°C)			-15°F (-26°C)		
	cfm	L/s	Total Heating Capacity kBtuh	kW	Comp. Motor kW Input	Total Heating Capacity kBtuh	kW	Comp. Motor kW Input	Total Heating Capacity kBtuh	kW	Comp. Motor kW Input	Total Heating Capacity kBtuh	kW	Comp. Motor kW Input	
1000	470	39.7	11.6	2.51	30.3	8.9	2.29	20.4	6.0	2.06	14.3	4.2	1.83		
1200	565	40.6	11.9	2.40	31.2	9.1	2.18	21.3	6.2	1.95	15.2	4.5	1.72		
1400	660	41.2	12.1	2.33	31.8	9.3	2.11	21.9	6.4	1.88	15.8	4.6	1.65		

HPXA19-036 - CB30M-41 - CBX32M-036 - HEATING PERFORMANCE at 1200 cfm (565 L/s) Indoor Coil Air Volume

*Outdoor Temperature		Compressor Motor kW Input		Total Output	
°F	°C	kW Input		kBtuh	kW
65	18	2.40		40.6	11.9
60	16	2.35		38.5	11.3
55	13	2.30		36.3	10.6
50	10	2.25		34.2	10.0
47	8	2.22		32.9	9.6
45	7	2.18		31.2	9.1
40	4	2.09		27.1	7.9
35	2	2.00		22.9	6.7
30	-1	1.98		22.1	6.5
25	-4	1.95		21.3	6.2
20	-7	1.93		20.5	6.0
17	-8	1.91		20.0	5.9
15	-9	1.89		19.1	5.6
10	-12	1.84		17.0	5.0
5	-15	1.72		15.2	4.5
0	-18	1.61		13.3	3.9
-5	-21	1.49		11.5	3.4
-10	-23	1.38		9.7	2.8
-15	-26	1.26		7.8	2.3
-20	-29	1.15		6.0	1.8

HEATING AND COOLING RATINGS

3 TON (-036)

NOTE - For Temperatures and Capacities not shown in tables, see bulletin - Cooling Unit Rating Table Correction Factor Data in Miscellaneous Engineering Data section.

HPXA19-036 - CB30M-46 - FIRST STAGE COOLING CAPACITY

Entering Wet Bulb Temperature	Total Air Volume		Outdoor Air Temperature Entering Outdoor Coil																							
			75°F (24°C)						85°F (29°C)						95°F (35°C)						105°F (41°C)					
			Total Cooling Capacity		Comp Motor kW Input	Sensible To Total Ratio (S/T) Dry Bulb			Total Cooling Capacity		Comp Motor kW Input	Sensible To Total Ratio (S/T) Dry Bulb			Total Cooling Capacity		Comp Motor kW Input	Sensible To Total Ratio (S/T) Dry Bulb			Total Cooling Capacity		Comp Motor kW Input	Sensible To Total Ratio (S/T) Dry Bulb		
			kBtuh	kW		75°F 24°C	80°F 27°C	85°F 29°C	kBtuh	kW		75°F 24°C	80°F 27°C	85°F 29°C	kBtuh	kW		75°F 24°C	80°F 27°C	85°F 29°C	kBtuh	kW		75°F 24°C	80°F 27°C	85°F 29°C
63°F (17°C)	800	380	26.4	7.7	1.21	.77	.92	1.00	24.8	7.3	1.41	.79	.95	1.00	23.4	6.9	1.63	.81	.98	1.00	21.8	6.4	1.90	.84	1.00	1.00
	900	425	27.2	8.0	1.21	.80	.96	1.00	25.6	7.5	1.41	.82	.98	1.00	24.0	7.0	1.64	.85	1.00	1.00	22.8	6.7	1.91	.88	1.00	1.00
	1000	470	27.8	8.1	1.22	.83	.99	1.00	26.4	7.7	1.42	.85	1.00	1.00	25.0	7.3	1.64	.88	1.00	1.00	23.4	6.9	1.91	.92	1.00	1.00
67°F (19°C)	800	380	28.2	8.3	1.22	.60	.74	.88	26.6	7.8	1.42	.61	.76	.91	25.0	7.3	1.64	.63	.78	.94	23.4	6.9	1.91	.64	.81	.98
	900	425	29.0	8.5	1.23	.62	.77	.92	27.4	8.0	1.42	.63	.79	.95	25.8	7.6	1.65	.65	.82	.98	24.0	7.0	1.91	.67	.85	1.00
	1000	470	29.6	8.7	1.23	.64	.80	.96	28.0	8.2	1.43	.65	.82	.98	26.2	7.7	1.65	.67	.85	1.00	24.4	7.2	1.92	.69	.89	1.00
71°F (22°C)	800	380	30.0	8.8	1.23	.45	.58	.71	28.4	8.3	1.43	.45	.60	.73	26.8	7.9	1.66	.46	.61	.76	25.0	7.3	1.92	.47	.63	.78
	900	425	30.8	9.0	1.24	.46	.60	.74	29.2	8.6	1.44	.46	.62	.76	27.4	8.0	1.66	.47	.63	.79	25.6	7.5	1.92	.48	.65	.82
	1000	470	31.4	9.2	1.24	.46	.62	.77	29.8	8.7	1.44	.47	.63	.79	28.0	8.2	1.66	.48	.65	.82	26.0	7.6	1.93	.49	.67	.86

HPXA19-036 - CB30M-46 - SECOND STAGE COOLING CAPACITY

Entering Wet Bulb Temperature	Total Air Volume		Outdoor Air Temperature Entering Outdoor Coil																							
			85°F (29°C)						95°F (35°C)						105°F (41°C)						115°F (46°C)					
			Total Cooling Capacity		Comp Motor kW Input	Sensible To Total Ratio (S/T) Dry Bulb			Total Cooling Capacity		Comp Motor kW Input	Sensible To Total Ratio (S/T) Dry Bulb			Total Cooling Capacity		Comp Motor kW Input	Sensible To Total Ratio (S/T) Dry Bulb			Total Cooling Capacity		Comp Motor kW Input	Sensible To Total Ratio (S/T) Dry Bulb		
			kBtuh	kW		75°F 24°C	80°F 27°C	85°F 29°C	kBtuh	kW		75°F 24°C	80°F 27°C	85°F 29°C	kBtuh	kW		75°F 24°C	80°F 27°C	85°F 29°C	kBtuh	kW		75°F 24°C	80°F 27°C	85°F 29°C
63°F (17°C)	1000	470	34.2	10.0	2.22	.75	.90	1.00	32.2	9.4	2.49	.77	.92	1.00	30.2	8.9	2.79	.80	.96	1.00	28.0	8.2	3.13	.83	.99	1.00
	1200	565	35.6	10.4	2.23	.80	.96	1.00	33.6	9.8	2.50	.82	.98	1.00	31.4	9.2	2.80	.85	1.00	1.00	29.2	8.6	3.15	.88	1.00	1.00
	1400	660	36.8	10.8	2.25	.84	1.00	1.00	34.8	10.2	2.52	.86	1.00	1.00	32.8	9.6	2.82	.90	1.00	1.00	30.6	9.0	3.16	.94	1.00	1.00
67°F (19°C)	1000	470	36.4	10.7	2.24	.59	.73	.86	34.4	10.1	2.51	.60	.75	.89	32.2	9.4	2.81	.62	.77	.92	29.8	8.7	3.16	.64	.80	.96
	1200	565	38.0	11.1	2.26	.62	.77	.92	35.6	10.4	2.53	.63	.79	.95	33.4	9.8	2.83	.65	.82	.98	30.8	9.0	3.17	.67	.86	1.00
	1400	660	39.0	11.4	2.27	.64	.81	.97	36.6	10.7	2.54	.66	.84	.99	34.2	10.0	2.84	.68	.87	1.00	31.6	9.3	3.18	.70	.91	1.00
71°F (22°C)	1000	470	38.5	11.3	2.27	.45	.58	.70	36.4	10.7	2.54	.45	.59	.72	34.0	10.0	2.84	.46	.60	.74	31.6	9.3	3.18	.46	.62	.77
	1200	565	40.0	11.7	2.28	.46	.60	.74	37.8	11.1	2.55	.46	.62	.77	35.4	10.4	2.85	.47	.63	.80	32.8	9.6	3.20	.48	.66	.83
	1400	660	41.0	12.0	2.29	.47	.63	.79	39.0	11.4	2.56	.47	.65	.81	36.2	10.6	2.87	.48	.67	.85	33.6	9.8	3.21	.49	.69	.89

HPXA19-036 - CB30M-46 - FIRST STAGE HEATING CAPACITY

Indoor Coil Air Volume 70°F db (21°C db)		Air Temperature Entering Outdoor Coil											
		65°F (18°C)			60°F (16°C)			55°F (13°C)			50°F (10°C)		
		Total Heating Capacity		Comp. Motor kW Input	Total Heating Capacity		Comp. Motor kW Input	Total Heating Capacity		Comp. Motor kW Input	Total Heating Capacity		Comp. Motor kW Input
cfm	L/s	kBtuh	kW		kBtuh	kW		kBtuh	kW		kBtuh	kW	
800	380	29.7	8.7	1.68	27.6	8.1	1.63	25.4	7.4	1.57	23.3	6.8	1.52
900	425	30.3	8.9	1.61	28.1	8.2	1.56	26.0	7.6	1.50	23.8	7.0	1.45
1000	470	30.6	9.0	1.55	28.5	8.4	1.50	26.3	7.7	1.45	24.2	7.1	1.40

HPXA19-036 - CB30M-46 - SECOND STAGE HEATING CAPACITY

Indoor Coil Air Volume 70°F db (21°C db)		Air Temperature Entering Outdoor Coil														
		65°F (18°C)			45°F (7°C)			25°F (-4°C)			5°F (-15°C)			-15°F (-26°C)		
		Total Heating Capacity		Comp. Motor kW Input	Total Heating Capacity		Comp. Motor kW Input	Total Heating Capacity		Comp. Motor kW Input	Total Heating Capacity		Comp. Motor kW Input	Total Heating Capacity		Comp. Motor kW Input
cfm	L/s	kBtuh	kW		kBtuh	kW		kBtuh	kW		kBtuh	kW		kBtuh	kW	
1000	470	39.8	11.7	2.51	30.4	8.9	2.29	20.4	6.0	2.06	14.3	4.2	1.83	7.0	2.1	1.37
1200	565	40.6	11.9	2.40	31.2	9.1	2.18	21.2	6.2	1.95	15.1	4.4	1.72	7.8	2.3	1.26
1400	660	41.2	12.1	2.33	31.8	9.3	2.11	21.8	6.4	1.88	15.7	4.6	1.65	8.4	2.5	1.19

HPXA19-036 - CB30M-46 - HEATING PERFORMANCE at 1200 cfm (565 L/s) Indoor Coil Air Volume

*Outdoor Temperature		Compressor Motor kW Input	Total Output	
°F	°C		kBtuh	kW
65	18	2.40	40.6	11.9
60	16	2.35	38.5	11.3
55	13	2.30	36.3	10.6
50	10	2.25	34.2	10.0
47	8	2.22	32.9	9.6
45	7	2.18	31.2	9.1
40	4	2.09	27.0	7.9
35	2	2.00	22.8	6.7
30	-1	1.98	22.0	6.4
25	-4	1.95	21.2	6.2
20	-7	1.93	20.5	6.0
17	-8	1.91	20.0	5.9
15	-9	1.89	19.1	5.6
10	-12	1.84	17.0	5.0
5	-15	1.72	15.1	4.4
0	-18	1.61	13.3	3.9
-5	-21	1.49	11.5	3.4
-10	-23	1.38	9.7	2.8
-15	-26	1.26	7.8	2.3
-20	-29	1.15	6.0	1.8

HEATING AND COOLING RATINGS

3 TON (-036)

NOTE - For Temperatures and Capacities not shown in tables, see bulletin - Cooling Unit Rating Table Correction Factor Data in Miscellaneous Engineering Data section.

HPXA19-036 - CB30U-41/46 - FIRST STAGE COOLING CAPACITY

Entering Wet Bulb Temperature	Total Air Volume		Outdoor Air Temperature Entering Outdoor Coil																							
			75°F (24°C)						85°F (29°C)						95°F (35°C)						105°F (41°C)					
			Total Cooling Capacity		Comp Motor kW Input	Sensible To Total Ratio (S/T) Dry Bulb			Total Cooling Capacity		Comp Motor kW Input	Sensible To Total Ratio (S/T) Dry Bulb			Total Cooling Capacity		Comp Motor kW Input	Sensible To Total Ratio (S/T) Dry Bulb			Total Cooling Capacity		Comp Motor kW Input	Sensible To Total Ratio (S/T) Dry Bulb		
			kBtuh	kW		75°F 24°C	80°F 27°C	85°F 29°C	kBtuh	kW		75°F 24°C	80°F 27°C	85°F 29°C	kBtuh	kW		75°F 24°C	80°F 27°C	85°F 29°C	kBtuh	kW		75°F 24°C	80°F 27°C	85°F 29°C
63°F (17°C)	800	380	26.4	7.7	1.21	.77	.92	1.00	25.0	7.3	1.41	.79	.95	1.00	23.4	6.9	1.63	.81	.98	1.00	21.8	6.4	1.90	.84	1.00	1.00
	900	425	27.0	7.9	1.21	.80	.96	1.00	25.6	7.5	1.41	.82	.98	1.00	24.2	7.1	1.64	.85	1.00	1.00	22.8	6.7	1.91	.88	1.00	1.00
	1000	470	27.8	8.1	1.22	.83	.99	1.00	26.4	7.7	1.42	.85	1.00	1.00	25.0	7.3	1.64	.88	1.00	1.00	23.4	6.9	1.91	.92	1.00	1.00
67°F (19°C)	800	380	28.2	8.3	1.22	.60	.74	.88	26.8	7.9	1.42	.61	.76	.91	25.2	7.4	1.64	.63	.78	.94	23.4	6.9	1.91	.64	.81	.98
	900	425	29.0	8.5	1.23	.62	.77	.92	27.4	8.0	1.42	.63	.79	.95	25.8	7.6	1.65	.65	.82	.98	24.0	7.0	1.91	.66	.85	1.00
	1000	470	29.6	8.7	1.23	.64	.80	.96	28.0	8.2	1.43	.65	.82	.98	26.2	7.7	1.65	.67	.85	1.00	24.4	7.2	1.92	.69	.89	1.00
71°F (22°C)	800	380	29.8	8.7	1.23	.45	.59	.71	28.4	8.3	1.43	.45	.60	.73	26.8	7.9	1.66	.46	.61	.76	25.0	7.3	1.92	.47	.63	.78
	900	425	30.8	9.0	1.24	.46	.61	.75	29.2	8.6	1.44	.46	.61	.76	27.4	8.0	1.66	.47	.63	.79	25.6	7.5	1.92	.48	.65	.82
	1000	470	31.4	9.2	1.24	.47	.62	.77	29.8	8.7	1.44	.47	.63	.79	28.0	8.2	1.67	.48	.65	.82	26.2	7.7	1.93	.49	.67	.86

HPXA19-036 - CB30U-41/46 - SECOND STAGE COOLING CAPACITY

Entering Wet Bulb Temperature	Total Air Volume		Outdoor Air Temperature Entering Outdoor Coil																							
			85°F (29°C)						95°F (35°C)						105°F (41°C)						115°F (46°C)					
			Total Cooling Capacity		Comp Motor kW Input	Sensible To Total Ratio (S/T) Dry Bulb			Total Cooling Capacity		Comp Motor kW Input	Sensible To Total Ratio (S/T) Dry Bulb			Total Cooling Capacity		Comp Motor kW Input	Sensible To Total Ratio (S/T) Dry Bulb			Total Cooling Capacity		Comp Motor kW Input	Sensible To Total Ratio (S/T) Dry Bulb		
			kBtuh	kW		75°F 24°C	80°F 27°C	85°F 29°C	kBtuh	kW		75°F 24°C	80°F 27°C	85°F 29°C	kBtuh	kW		75°F 24°C	80°F 27°C	85°F 29°C	kBtuh	kW		75°F 24°C	80°F 27°C	85°F 29°C
63°F (17°C)	1000	470	34.4	10.1	2.22	.75	.90	1.00	32.4	9.5	2.49	.77	.92	1.00	30.2	8.9	2.79	.80	.96	1.00	28.0	8.2	3.13	.83	.99	1.00
	1200	565	35.6	10.4	2.24	.79	.96	1.00	33.6	9.8	2.50	.82	.98	1.00	31.4	9.2	2.80	.85	1.00	1.00	29.4	8.6	3.15	.88	1.00	1.00
	1400	660	36.8	10.8	2.25	.84	.99	1.00	34.8	10.2	2.52	.86	1.00	1.00	32.8	9.6	2.82	.90	1.00	1.00	30.6	9.0	3.16	.94	1.00	1.00
67°F (19°C)	1000	470	36.6	10.7	2.24	.59	.73	.86	34.4	10.1	2.51	.60	.75	.89	32.2	9.4	2.82	.62	.77	.92	29.8	8.7	3.16	.63	.80	.96
	1200	565	38.0	11.1	2.26	.62	.77	.92	35.8	10.5	2.53	.63	.79	.95	33.4	9.8	2.83	.65	.82	.98	30.8	9.0	3.17	.67	.86	1.00
	1400	660	39.0	11.4	2.27	.64	.81	.97	36.6	10.7	2.54	.66	.84	.99	34.2	10.0	2.84	.68	.87	1.00	31.6	9.3	3.18	.70	.91	1.00
71°F (22°C)	1000	470	38.5	11.3	2.27	.45	.58	.70	36.4	10.7	2.54	.45	.59	.72	34.2	10.0	2.84	.46	.60	.74	31.6	9.3	3.18	.46	.62	.77
	1200	565	40.0	11.7	2.28	.46	.60	.74	37.8	11.1	2.55	.46	.62	.77	35.4	10.4	2.85	.47	.64	.80	32.8	9.6	3.20	.48	.66	.83
	1400	660	41.0	12.0	2.29	.47	.63	.79	39.0	11.4	2.56	.47	.65	.82	36.4	10.7	2.87	.48	.67	.85	33.6	9.8	3.21	.49	.69	.89

HPXA19-036 - CB30U-41/46 - FIRST STAGE HEATING CAPACITY

Indoor Coil Air Volume 70°F db (21°C db)	Air Temperature Entering Outdoor Coil												
	65°F (18°C)			60°F (16°C)			55°F (13°C)			50°F (10°C)			
	cfm	L/s	Total Heating Capacity kBtuh	kW	Comp. Motor kW Input	Total Heating Capacity kBtuh	kW	Comp. Motor kW Input	Total Heating Capacity kBtuh	kW	Comp. Motor kW Input	Total Heating Capacity kBtuh	kW
800	380	29.7	8.7	1.68	27.5	8.1	1.63	25.4	7.4	1.58	23.3	6.8	1.52
900	425	30.2	8.9	1.61	28.0	8.2	1.56	25.9	7.6	1.51	23.8	7.0	1.45
1000	470	30.6	9.0	1.55	28.5	8.4	1.50	26.3	7.7	1.45	24.2	7.1	1.40

HPXA19-036 - CB30U-41/46 - SECOND STAGE HEATING CAPACITY

Indoor Coil Air Volume 70°F db (21°C db)	Air Temperature Entering Outdoor Coil														
	65°F (18°C)			45°F (7°C)			25°F (-4°C)			5°F (-15°C)			-15°F (-26°C)		
	cfm	L/s	Total Heating Capacity kBtuh	kW	Comp. Motor kW Input	Total Heating Capacity kBtuh	kW	Comp. Motor kW Input	Total Heating Capacity kBtuh	kW	Comp. Motor kW Input	Total Heating Capacity kBtuh	kW	Comp. Motor kW Input	
1000	470	39.8	11.7	2.51	30.4	8.9	2.29	20.4	6.0	2.06	14.3	4.2	1.83		
1200	565	40.6	11.9	2.41	31.2	9.1	2.19	21.2	6.2	1.95	15.1	4.4	1.73		
1400	660	41.2	12.1	2.33	31.8	9.3	2.11	21.8	6.4	1.88	15.7	4.6	1.65		

HPXA19-036 - CB30U-41/46 - HEATING PERFORMANCE at 1200 cfm (565 L/s) Indoor Coil Air Volume

*Outdoor Temperature		Compressor Motor kW Input	Total Output	
°F	°C		kBtuh	kW
65	18	2.41	40.6	11.9
60	16	2.36	38.5	11.3
55	13	2.30	36.3	10.6
50	10	2.25	34.2	10.0
47	8	2.22	32.9	9.6
45	7	2.19	31.2	9.1
40	4	2.10	27.0	7.9
35	2	2.01	22.8	6.7
30	-1	1.98	22.0	6.4
25	-4	1.95	21.2	6.2
20	-7	1.93	20.4	6.0
17	-8	1.91	20.0	5.9
15	-9	1.89	19.1	5.6
10	-12	1.84	16.9	5.0
5	-15	1.73	15.1	4.4
0	-18	1.61	13.3	3.9
-5	-21	1.50	11.5	3.4
-10	-23	1.38	9.6	2.8
-15	-26	1.26	7.8	2.3
-20	-29	1.15	6.0	1.8

HEATING AND COOLING RATINGS

3 TON (-036)

NOTE - For Temperatures and Capacities not shown in tables, see bulletin - Cooling Unit Rating Table Correction Factor Data in Miscellaneous Engineering Data section.

HPXA19-036 - CBX32MV-024/030 - FIRST STAGE COOLING CAPACITY

Entering Wet Bulb Temperature	Total Air Volume		Outdoor Air Temperature Entering Outdoor Coil																							
			75°F (24°C)						85°F (29°C)						95°F (35°C)						105°F (41°C)					
			Total Cooling Capacity		Comp Motor kW Input	Sensible To Total Ratio (S/T) Dry Bulb			Total Cooling Capacity		Comp Motor kW Input	Sensible To Total Ratio (S/T) Dry Bulb			Total Cooling Capacity		Comp Motor kW Input	Sensible To Total Ratio (S/T) Dry Bulb			Total Cooling Capacity		Comp Motor kW Input	Sensible To Total Ratio (S/T) Dry Bulb		
			kBtuh	kW		75°F 24°C	80°F 27°C	85°F 29°C	kBtuh	kW		75°F 24°C	80°F 27°C	85°F 29°C	kBtuh	kW		75°F 24°C	80°F 27°C	85°F 29°C	kBtuh	kW		75°F 24°C	80°F 27°C	85°F 29°C
63°F (17°C)	800	380	26.2	7.7	1.21	.77	.92	1.00	24.8	7.3	1.41	.79	.95	1.00	23.2	6.8	1.63	.81	.98	1.00	21.8	6.4	1.90	.84	1.00	1.00
	900	425	27.0	7.9	1.21	.80	.96	1.00	25.4	7.4	1.41	.82	.98	1.00	24.0	7.0	1.64	.84	1.00	1.00	22.6	6.6	1.90	.88	1.00	1.00
	1000	470	27.6	8.1	1.22	.82	.98	1.00	26.2	7.7	1.42	.85	1.00	1.00	24.8	7.3	1.64	.88	1.00	1.00	23.2	6.8	1.91	.91	1.00	1.00
67°F (19°C)	800	380	28.0	8.2	1.22	.60	.74	.88	26.6	7.8	1.42	.61	.76	.91	25.0	7.3	1.64	.62	.78	.94	23.2	6.8	1.91	.64	.81	.97
	900	425	28.8	8.4	1.23	.62	.77	.92	27.2	8.0	1.42	.63	.79	.95	25.6	7.5	1.65	.64	.82	.98	23.8	7.0	1.91	.66	.85	1.00
	1000	470	29.4	8.6	1.23	.63	.80	.95	27.8	8.1	1.43	.65	.82	.98	26.2	7.7	1.65	.66	.85	1.00	24.2	7.1	1.91	.69	.88	1.00
71°F (22°C)	800	380	29.8	8.7	1.23	.45	.58	.71	28.2	8.3	1.43	.45	.60	.73	26.6	7.8	1.65	.46	.61	.75	24.8	7.3	1.92	.47	.63	.78
	900	425	30.6	9.0	1.24	.46	.60	.74	29.0	8.5	1.43	.46	.61	.76	27.4	8.0	1.66	.47	.63	.79	25.4	7.4	1.92	.48	.65	.82
	1000	470	31.2	9.1	1.24	.47	.62	.77	29.6	8.7	1.44	.47	.63	.79	27.8	8.1	1.66	.48	.65	.82	26.0	7.6	1.93	.49	.67	.85

HPXA19-036 - CBX32MV-024/030 - SECOND STAGE COOLING CAPACITY

Entering Wet Bulb Temperature	Total Air Volume		Outdoor Air Temperature Entering Outdoor Coil																							
			85°F (29°C)						95°F (35°C)						105°F (41°C)						115°F (46°C)					
			Total Cooling Capacity		Comp Motor kW Input	Sensible To Total Ratio (S/T) Dry Bulb			Total Cooling Capacity		Comp Motor kW Input	Sensible To Total Ratio (S/T) Dry Bulb			Total Cooling Capacity		Comp Motor kW Input	Sensible To Total Ratio (S/T) Dry Bulb			Total Cooling Capacity		Comp Motor kW Input	Sensible To Total Ratio (S/T) Dry Bulb		
			kBtuh	kW		75°F 24°C	80°F 27°C	85°F 29°C	kBtuh	kW		75°F 24°C	80°F 27°C	85°F 29°C	kBtuh	kW		75°F 24°C	80°F 27°C	85°F 29°C	kBtuh	kW		75°F 24°C	80°F 27°C	85°F 29°C
63°F (17°C)	1100	520	34.8	10.2	2.23	.77	.92	1.00	32.8	9.6	2.49	.79	.95	1.00	30.6	9.0	2.79	.82	.98	1.00	28.4	8.3	3.14	.85	1.00	1.00
	1200	565	35.4	10.4	2.23	.79	.95	1.00	33.4	9.8	2.50	.82	.98	1.00	31.2	9.1	2.80	.84	1.00	1.00	29.2	8.6	3.14	.88	1.00	1.00
	1320	625	36.2	10.6	2.24	.82	.98	1.00	34.0	10.0	2.51	.84	1.00	1.00	32.0	9.4	2.81	.87	1.00	1.00	29.8	8.7	3.16	.91	1.00	1.00
67°F (19°C)	1100	520	37.0	10.8	2.25	.60	.75	.89	34.8	10.2	2.52	.62	.77	.92	32.6	9.6	2.82	.63	.79	.95	30.2	8.9	3.16	.65	.83	.98
	1200	565	37.6	11.0	2.25	.62	.77	.92	35.4	10.4	2.53	.63	.79	.95	33.2	9.7	2.82	.65	.82	.98	30.6	9.0	3.17	.67	.85	1.00
	1320	625	38.5	11.3	2.26	.63	.79	.95	36.0	10.6	2.53	.65	.82	.98	33.8	9.9	2.83	.66	.85	1.00	31.0	9.1	3.17	.69	.89	1.00
71°F (22°C)	1100	520	39.0	11.4	2.27	.45	.59	.72	36.8	10.8	2.54	.46	.60	.74	34.6	10.1	2.84	.46	.62	.77	32.0	9.4	3.19	.47	.64	.80
	1200	565	40.0	11.7	2.28	.46	.60	.74	37.6	11.0	2.55	.46	.62	.77	35.2	10.3	2.85	.47	.63	.79	32.6	9.6	3.19	.48	.65	.83
	1320	625	40.5	11.9	2.29	.46	.62	.77	38.0	11.1	2.56	.47	.63	.79	35.6	10.4	2.86	.48	.65	.82	33.0	9.7	3.20	.49	.68	.86

HPXA19-036 - CBX32MV-024/030 - FIRST STAGE HEATING CAPACITY

Indoor Coil Air Volume 70°F db (21°C db)	Air Temperature Entering Outdoor Coil															
	65°F (18°C)				60°F (16°C)				55°F (13°C)				50°F (10°C)			
	cfm	L/s	Total Heating Capacity kBtuh	kW	Comp. Motor kW Input	Total Heating Capacity kBtuh	kW	Comp. Motor kW Input	Total Heating Capacity kBtuh	kW	Comp. Motor kW Input	Total Heating Capacity kBtuh	kW	Comp. Motor kW Input		
800	380	29.1	8.5	1.70	27.0	7.9	1.65	24.9	7.3	1.59	22.8	6.7	1.54			
900	425	29.6	8.7	1.63	27.4	8.0	1.58	25.3	7.4	1.53	23.2	6.8	1.47			
1000	470	30.0	8.8	1.57	27.9	8.2	1.52	25.8	7.6	1.47	23.6	6.9	1.42			

HPXA19-036 - CBX32MV-024/030 - SECOND STAGE HEATING CAPACITY

Indoor Coil Air Volume 70°F db (21°C db)	Air Temperature Entering Outdoor Coil																			
	65°F (18°C)				45°F (7°C)				25°F (-4°C)				5°F (-15°C)				-15°F (-26°C)			
	cfm	L/s	Total Heating Capacity kBtuh	kW	Comp. Motor kW Input	Total Heating Capacity kBtuh	kW	Comp. Motor kW Input	Total Heating Capacity kBtuh	kW	Comp. Motor kW Input	Total Heating Capacity kBtuh	kW	Comp. Motor kW Input	Total Heating Capacity kBtuh	kW	Comp. Motor kW Input			
1100	520	39.6	11.6	2.48	30.2	8.9	2.25	20.3	5.9	2.02	14.3	4.2	1.79	7.1	2.1	1.32				
1200	565	40.1	11.8	2.43	30.7	9.0	2.21	20.8	6.1	1.97	14.8	4.3	1.74	7.6	2.2	1.27				
1320	625	40.6	11.9	2.39	31.2	9.1	2.16	21.3	6.2	1.93	15.3	4.5	1.70	8.1	2.4	1.23				

HPXA19-036 - CBX32MV-024/030 - HEATING PERFORMANCE at 1200 cfm (565 L/s) Indoor Coil Air Volume

*Outdoor Temperature		Compressor Motor kW Input	Total Output	
°F	°C		kBtuh	kW
65	18	2.43	40.1	11.8
60	16	2.38	37.9	11.1
55	13	2.33	35.8	10.5
50	10	2.28	33.7	9.9
47	8	2.24	32.4	9.5
45	7	2.21	30.7	9.0
40	4	2.12	26.6	7.8
35	2	2.03	22.5	6.6
30	-1	2.00	21.6	6.3
25	-4	1.97	20.8	6.1
20	-7	1.95	20.0	5.9
17	-8	1.93	19.5	5.7
15	-9	1.91	18.7	5.5
10	-12	1.86	16.6	4.9
5	-15	1.74	14.8	4.3
0	-18	1.62	13.0	3.8
-5	-21	1.51	11.2	3.3
-10	-23	1.39	9.4	2.8
-15	-26	1.27	7.6	2.2
-20	-29	1.16	5.9	1.7

HEATING AND COOLING RATINGS

3 TON (-036)

NOTE - For Temperatures and Capacities not shown in tables, see bulletin - Cooling Unit Rating Table Correction Factor Data in Miscellaneous Engineering Data section.

HPXA19-036 - CB31MV-41 - CBX32MV-036 - FIRST STAGE COOLING CAPACITY

Entering Wet Bulb Temperature	Total Air Volume		Outdoor Air Temperature Entering Outdoor Coil																							
			75°F (24°C)						85°F (29°C)						95°F (35°C)						105°F (41°C)					
			Total Cooling Capacity		Comp Motor kW Input	Sensible To Total Ratio (S/T) Dry Bulb			Total Cooling Capacity		Comp Motor kW Input	Sensible To Total Ratio (S/T) Dry Bulb			Total Cooling Capacity		Comp Motor kW Input	Sensible To Total Ratio (S/T) Dry Bulb			Total Cooling Capacity		Comp Motor kW Input	Sensible To Total Ratio (S/T) Dry Bulb		
			kBtuh	kW		75°F 24°C	80°F 27°C	85°F 29°C	kBtuh	kW		75°F 24°C	80°F 27°C	85°F 29°C	kBtuh	kW		75°F 24°C	80°F 27°C	85°F 29°C	kBtuh	kW		75°F 24°C	80°F 27°C	85°F 29°C
63°F (17°C)	795	375	26.4	7.7	1.21	.77	.92	1.00	24.8	7.3	1.41	.79	.95	1.00	23.4	6.9	1.63	.81	.98	1.00	21.8	6.4	1.90	.84	1.00	1.00
	855	405	26.8	7.9	1.21	.79	.94	1.00	25.4	7.4	1.41	.81	.97	1.00	23.8	7.0	1.64	.83	1.00	1.00	22.4	6.6	1.90	.86	1.00	1.00
	900	425	27.2	8.0	1.21	.80	.96	1.00	25.6	7.5	1.41	.82	.98	1.00	24.0	7.0	1.64	.85	1.00	1.00	22.8	6.7	1.91	.88	1.00	1.00
67°F (19°C)	795	375	28.2	8.3	1.22	.80	.74	.88	26.6	7.8	1.42	.61	.76	.91	25.0	7.3	1.64	.62	.78	.94	23.4	6.9	1.91	.64	.81	.97
	855	405	28.6	8.4	1.22	.61	.76	.90	27.2	8.0	1.42	.62	.78	.93	25.4	7.4	1.65	.64	.80	.96	23.6	6.9	1.91	.66	.84	.99
	900	425	29.0	8.5	1.23	.62	.77	.92	27.4	8.0	1.42	.63	.79	.95	25.8	7.6	1.65	.65	.82	.98	24.0	7.0	1.91	.67	.85	1.00
71°F (22°C)	795	375	30.0	8.8	1.23	.45	.58	.71	28.4	8.3	1.43	.45	.60	.73	26.6	7.8	1.66	.46	.61	.75	25.0	7.3	1.92	.47	.63	.78
	855	405	30.4	8.9	1.24	.46	.60	.73	29.0	8.5	1.43	.46	.61	.75	27.2	8.0	1.66	.46	.62	.77	25.4	7.4	1.92	.47	.64	.80
	900	425	30.8	9.0	1.24	.46	.60	.74	29.2	8.6	1.44	.46	.62	.76	27.4	8.0	1.66	.47	.63	.79	25.6	7.5	1.92	.48	.65	.82

HPXA19-036 - CB31MV-41 - CBX32MV-036 - SECOND STAGE COOLING CAPACITY

Entering Wet Bulb Temperature	Total Air Volume		Outdoor Air Temperature Entering Outdoor Coil																							
			85°F (29°C)						95°F (35°C)						105°F (41°C)						115°F (46°C)					
			Total Cooling Capacity		Comp Motor kW Input	Sensible To Total Ratio (S/T) Dry Bulb			Total Cooling Capacity		Comp Motor kW Input	Sensible To Total Ratio (S/T) Dry Bulb			Total Cooling Capacity		Comp Motor kW Input	Sensible To Total Ratio (S/T) Dry Bulb			Total Cooling Capacity		Comp Motor kW Input	Sensible To Total Ratio (S/T) Dry Bulb		
			kBtuh	kW		75°F 24°C	80°F 27°C	85°F 29°C	kBtuh	kW		75°F 24°C	80°F 27°C	85°F 29°C	kBtuh	kW		75°F 24°C	80°F 27°C	85°F 29°C	kBtuh	kW		75°F 24°C	80°F 27°C	85°F 29°C
63°F (17°C)	1135	535	35.2	10.3	2.23	.78	.94	1.00	33.2	9.7	2.50	.80	.97	1.00	31.0	9.1	2.80	.83	.99	1.00	28.8	8.4	3.14	.87	1.00	1.00
	1225	580	35.8	10.5	2.24	.80	.96	1.00	33.6	9.8	2.50	.82	.99	1.00	31.6	9.3	2.81	.85	1.00	1.00	29.4	8.6	3.15	.89	1.00	1.00
	1275	600	36.0	10.6	2.24	.81	.97	1.00	34.0	10.0	2.51	.83	1.00	1.00	31.8	9.3	2.81	.87	1.00	1.00	29.8	8.7	3.15	.90	1.00	1.00
67°F (19°C)	1135	535	37.4	11.0	2.25	.61	.76	.90	35.2	10.3	2.52	.62	.78	.93	33.0	9.7	2.82	.64	.81	.97	30.4	8.9	3.17	.66	.84	1.00
	1225	580	38.0	11.1	2.26	.62	.77	.93	35.8	10.5	2.53	.63	.80	.96	33.4	9.8	2.83	.65	.83	.98	31.0	9.1	3.17	.67	.86	1.00
	1275	600	38.5	11.3	2.26	.63	.79	.94	36.0	10.6	2.53	.64	.81	.97	33.8	9.9	2.83	.66	.84	1.00	31.0	9.1	3.17	.68	.88	1.00
71°F (22°C)	1135	535	39.5	11.6	2.28	.45	.59	.73	37.4	11.0	2.55	.46	.61	.75	35.0	10.3	2.85	.47	.62	.78	32.4	9.5	3.19	.47	.65	.81
	1225	580	40.0	11.7	2.28	.46	.61	.75	38.0	11.1	2.55	.46	.62	.77	35.4	10.4	2.86	.47	.64	.80	32.8	9.6	3.20	.48	.66	.84
	1275	600	40.5	11.9	2.29	.46	.61	.76	38.0	11.1	2.56	.47	.63	.79	35.6	10.4	2.86	.47	.65	.82	33.0	9.7	3.20	.48	.67	.85

HPXA19-036 - CB31MV-41 - CBX32MV-036 - FIRST STAGE HEATING CAPACITY

Indoor Coil Air Volume 70°F db (21°C db)	Air Temperature Entering Outdoor Coil												
	65°F (18°C)			60°F (16°C)			55°F (13°C)			50°F (10°C)			
	cfm	L/s	Total Heating Capacity kBtuh	kW	Comp. Motor kW Input	Total Heating Capacity kBtuh	kW	Comp. Motor kW Input	Total Heating Capacity kBtuh	kW	Comp. Motor kW Input	Total Heating Capacity kBtuh	kW
795	375	29.2	8.6	1.68	27.1	7.9	1.63	24.9	7.3	1.57	22.8	6.7	1.52
855	405	29.6	8.7	1.63	27.4	8.0	1.57	25.3	7.4	1.52	23.2	6.8	1.46
900	425	29.7	8.7	1.61	27.6	8.1	1.56	25.5	7.5	1.50	23.4	6.9	1.45

HPXA19-036 - CB31MV-41 - CBX32MV-036 - SECOND STAGE HEATING CAPACITY

Indoor Coil Air Volume 70°F db (21°C db)	Air Temperature Entering Outdoor Coil															
	65°F (18°C)			45°F (7°C)			25°F (-4°C)			5°F (-15°C)			-15°F (-26°C)			
	cfm	L/s	Total Heating Capacity kBtuh	kW	Comp. Motor kW Input	Total Heating Capacity kBtuh	kW	Comp. Motor kW Input	Total Heating Capacity kBtuh	kW	Comp. Motor kW Input	Total Heating Capacity kBtuh	kW	Comp. Motor kW Input	Total Heating Capacity kBtuh	kW
1135	535	39.9	11.7	2.43	30.5	8.9	2.21	20.6	6.0	1.99	14.4	4.2	1.76	7.3	2.1	1.30
1225	580	40.3	11.8	2.39	30.9	9.1	2.17	21.0	6.2	1.95	14.8	4.3	1.72	7.7	2.3	1.26
1275	600	40.5	11.9	2.37	31.1	9.1	2.15	21.2	6.2	1.93	15.0	4.4	1.70	7.9	2.3	1.24

HPXA19-036 - CB31MV-41 - CBX32MV-036 - HEATING PERFORMANCE at 1225 cfm (580 L/s) Indoor Coil Air Volume

*Outdoor Temperature		Compressor Motor kW Input	Total Output	
°F	°C		kBtuh	kW
65	18	2.39	40.3	11.8
60	16	2.34	38.2	11.2
55	13	2.29	36.0	10.6
50	10	2.24	33.9	9.9
47	8	2.21	32.6	9.6
45	7	2.17	30.9	9.1
40	4	2.08	26.8	7.9
35	2	2.00	22.6	6.6
30	-1	1.97	21.8	6.4
25	-4	1.95	21.0	6.2
20	-7	1.92	20.1	5.9
17	-8	1.90	19.6	5.7
15	-9	1.88	18.8	5.5
10	-12	1.83	16.6	4.9
5	-15	1.72	14.8	4.3
0	-18	1.60	13.1	3.8
-5	-21	1.49	11.3	3.3
-10	-23	1.37	9.5	2.8
-15	-26	1.26	7.7	2.3
-20	-29	1.14	5.9	1.7

HEATING AND COOLING RATINGS

3 TON (-036)

NOTE - For Temperatures and Capacities not shown in tables, see bulletin - Cooling Unit Rating Table Correction Factor Data in Miscellaneous Engineering Data section.

HPXA19-036 - CB30M-51 - CB30U-51 - CBX32M-048 - FIRST STAGE COOLING CAPACITY

Entering Wet Bulb Temperature	Total Air Volume		Outdoor Air Temperature Entering Outdoor Coil																							
			75°F (24°C)						85°F (29°C)						95°F (35°C)						105°F (41°C)					
			Total Cooling Capacity		Comp Motor kW Input	Sensible To Total Ratio (S/T) Dry Bulb			Total Cooling Capacity		Comp Motor kW Input	Sensible To Total Ratio (S/T) Dry Bulb			Total Cooling Capacity		Comp Motor kW Input	Sensible To Total Ratio (S/T) Dry Bulb			Total Cooling Capacity		Comp Motor kW Input	Sensible To Total Ratio (S/T) Dry Bulb		
			kBtuh	kW		75°F 24°C	80°F 27°C	85°F 29°C	kBtuh	kW		75°F 24°C	80°F 27°C	85°F 29°C	kBtuh	kW		75°F 24°C	80°F 27°C	85°F 29°C	kBtuh	kW		75°F 24°C	80°F 27°C	85°F 29°C
63°F (17°C)	800	380	26.8	7.9	1.21	.77	.92	1.00	25.4	7.4	1.41	.79	.95	1.00	23.8	7.0	1.64	.82	.98	1.00	22.4	6.6	1.90	.85	1.00	1.00
	900	425	27.6	8.1	1.22	.80	.96	1.00	26.2	7.7	1.41	.82	.99	1.00	24.6	7.2	1.64	.85	1.00	1.00	23.2	6.8	1.91	.89	1.00	1.00
	1000	470	28.4	8.3	1.22	.83	.99	1.00	27.0	7.9	1.42	.86	1.00	1.00	25.6	7.5	1.65	.88	1.00	1.00	24.0	7.0	1.91	.92	1.00	1.00
67°F (19°C)	800	380	28.8	8.4	1.23	.60	.74	.88	27.2	8.0	1.42	.61	.76	.91	25.6	7.5	1.65	.63	.79	.94	23.8	7.0	1.91	.64	.81	.98
	900	425	29.6	8.7	1.23	.62	.77	.92	28.0	8.2	1.43	.63	.80	.95	26.2	7.7	1.65	.65	.82	.98	24.4	7.2	1.92	.67	.85	1.00
	1000	470	30.2	8.9	1.24	.64	.80	.96	28.6	8.4	1.43	.65	.83	.99	26.8	7.9	1.66	.67	.86	1.00	25.0	7.3	1.92	.69	.89	1.00
71°F (22°C)	800	380	30.6	9.0	1.24	.45	.59	.72	29.0	8.5	1.43	.46	.60	.74	27.2	8.0	1.66	.46	.61	.76	25.4	7.4	1.92	.47	.63	.79
	900	425	31.4	9.2	1.24	.46	.61	.75	29.8	8.7	1.44	.46	.62	.77	28.0	8.2	1.67	.47	.63	.79	26.2	7.7	1.93	.48	.65	.82
	1000	470	32.2	9.4	1.25	.47	.62	.78	30.4	8.9	1.45	.47	.64	.80	28.6	8.4	1.67	.48	.66	.83	26.6	7.8	1.93	.49	.68	.86

HPXA19-036 - CB30M-51 - CB30U-51 - CBX32M-048 - SECOND STAGE COOLING CAPACITY

Entering Wet Bulb Temperature	Total Air Volume		Outdoor Air Temperature Entering Outdoor Coil																							
			85°F (29°C)						95°F (35°C)						105°F (41°C)						115°F (46°C)					
			Total Cooling Capacity		Comp Motor kW Input	Sensible To Total Ratio (S/T) Dry Bulb			Total Cooling Capacity		Comp Motor kW Input	Sensible To Total Ratio (S/T) Dry Bulb			Total Cooling Capacity		Comp Motor kW Input	Sensible To Total Ratio (S/T) Dry Bulb			Total Cooling Capacity		Comp Motor kW Input	Sensible To Total Ratio (S/T) Dry Bulb		
			kBtuh	kW		75°F 24°C	80°F 27°C	85°F 29°C	kBtuh	kW		75°F 24°C	80°F 27°C	85°F 29°C	kBtuh	kW		75°F 24°C	80°F 27°C	85°F 29°C	kBtuh	kW		75°F 24°C	80°F 27°C	85°F 29°C
63°F (17°C)	1000	470	35.4	10.4	2.23	.75	.90	1.00	33.4	9.8	2.50	.77	.92	1.00	31.0	9.1	2.80	.80	.96	1.00	28.8	8.4	3.14	.83	.99	1.00
	1200	565	36.8	10.8	2.25	.80	.96	1.00	34.6	10.1	2.51	.82	.98	1.00	32.4	9.5	2.82	.85	1.00	1.00	30.4	8.9	3.16	.88	1.00	1.00
	1400	660	38.0	11.1	2.26	.84	1.00	1.00	36.0	10.6	2.53	.87	1.00	1.00	34.0	10.0	2.83	.90	1.00	1.00	31.6	9.3	3.18	.94	1.00	1.00
67°F (19°C)	1000	470	37.6	11.0	2.25	.59	.73	.86	35.4	10.4	2.52	.60	.75	.89	33.2	9.7	2.83	.62	.77	.92	30.8	9.0	3.17	.63	.80	.96
	1200	565	39.0	11.4	2.27	.62	.77	.92	36.8	10.8	2.54	.63	.80	.95	34.4	10.1	2.84	.65	.82	.98	31.8	9.3	3.18	.67	.86	1.00
	1400	660	40.0	11.7	2.28	.65	.82	.97	37.8	11.1	2.55	.66	.84	1.00	35.2	10.3	2.85	.68	.88	1.00	32.6	9.6	3.20	.70	.92	1.00
71°F (22°C)	1000	470	39.5	11.6	2.28	.45	.58	.70	37.6	11.0	2.55	.45	.59	.72	35.2	10.3	2.85	.46	.60	.75	32.6	9.6	3.19	.46	.62	.77
	1200	565	41.5	12.2	2.29	.46	.61	.75	39.0	11.4	2.57	.46	.62	.77	36.4	10.7	2.87	.47	.64	.80	33.8	9.9	3.21	.48	.66	.83
	1400	660	42.5	12.5	2.31	.47	.63	.79	40.0	11.7	2.58	.48	.65	.82	37.4	11.0	2.88	.48	.67	.85	34.6	10.1	3.23	.49	.70	.89

HPXA19-036 - CB30M-51 - CB30U-51 - CBX32M-048 - FIRST STAGE HEATING CAPACITY

Indoor Coil Air Volume 70°F db (21°C db)	Air Temperature Entering Outdoor Coil															
	65°F (18°C)				60°F (16°C)				55°F (13°C)				50°F (10°C)			
	cfm	L/s	Total Heating Capacity kBtuh	kW	Comp. Motor kW Input	Total Heating Capacity kBtuh	kW	Comp. Motor kW Input	Total Heating Capacity kBtuh	kW	Comp. Motor kW Input	Total Heating Capacity kBtuh	kW	Comp. Motor kW Input		
800	380	29.9	8.8	1.66	27.8	8.1	1.61	25.7	7.5	1.56	23.6	6.9	1.51			
900	425	30.4	8.9	1.59	28.3	8.3	1.54	26.1	7.6	1.49	24.0	7.0	1.44			
1000	470	30.7	9.0	1.53	28.6	8.4	1.48	26.5	7.8	1.43	24.3	7.1	1.38			

HPXA19-036 - CB30M-51 - CB30U-51 - CBX32M-048 - SECOND STAGE HEATING CAPACITY

Indoor Coil Air Volume 70°F db (21°C db)	Air Temperature Entering Outdoor Coil																			
	65°F (18°C)				45°F (7°C)				25°F (-4°C)				5°F (-15°C)				-15°F (-26°C)			
	cfm	L/s	Total Heating Capacity kBtuh	kW	Comp. Motor kW Input	Total Heating Capacity kBtuh	kW	Comp. Motor kW Input	Total Heating Capacity kBtuh	kW	Comp. Motor kW Input	Total Heating Capacity kBtuh	kW	Comp. Motor kW Input	Total Heating Capacity kBtuh	kW	Comp. Motor kW Input			
1000	470	40.0	11.7	2.47	30.5	8.9	2.26	20.5	6.0	2.05	14.4	4.2	1.83	7.1	2.1	1.37				
1200	565	40.7	11.9	2.36	31.2	9.1	2.15	21.2	6.2	1.94	15.1	4.4	1.72	7.8	2.3	1.26				
1400	660	41.3	12.1	2.29	31.8	9.3	2.08	21.8	6.4	1.87	15.7	4.6	1.65	8.4	2.5	1.19				

HPXA19-036 - CB30M-51 - CB30U-51 - CBX32M-048 - HEATING PERFORMANCE AT 1200 cfm (565 L/s) Indoor Coil Air Volume

*Outdoor Temperature		Compressor Motor kW Input	Total Output	
°F	°C		kBtuh	kW
65	18	2.36	40.7	11.9
60	16	2.31	38.6	11.3
55	13	2.26	36.4	10.7
50	10	2.22	34.2	10.0
47	8	2.19	32.9	9.6
45	7	2.15	31.2	9.1
40	4	2.07	27.0	7.9
35	2	1.98	22.8	6.7
30	-1	1.96	22.0	6.4
25	-4	1.94	21.2	6.2
20	-7	1.91	20.4	6.0
17	-8	1.90	19.9	5.8
15	-9	1.88	19.1	5.6
10	-12	1.83	16.9	5.0
5	-15	1.72	15.1	4.4
0	-18	1.60	13.3	3.9
-5	-21	1.49	11.4	3.3
-10	-23	1.37	9.6	2.8
-15	-26	1.26	7.8	2.3
-20	-29	1.14	6.0	1.8

HEATING AND COOLING RATINGS

3 TON (-036)

NOTE - For Temperatures and Capacities not shown in tables, see bulletin - Cooling Unit Rating Table Correction Factor Data in Miscellaneous Engineering Data section.

HPXA19-036 - CB31MV-51 - CBX32MV-048 - FIRST STAGE COOLING CAPACITY

Entering Wet Bulb Temperature	Total Air Volume		Outdoor Air Temperature Entering Outdoor Coil																							
			75°F (24°C)						85°F (29°C)						95°F (35°C)						105°F (41°C)					
			Total Cooling Capacity		Comp Motor kW Input	Sensible To Total Ratio (S/T) Dry Bulb			Total Cooling Capacity		Comp Motor kW Input	Sensible To Total Ratio (S/T) Dry Bulb			Total Cooling Capacity		Comp Motor kW Input	Sensible To Total Ratio (S/T) Dry Bulb			Total Cooling Capacity		Comp Motor kW Input	Sensible To Total Ratio (S/T) Dry Bulb		
			kBtuh	kW		75°F 24°C	80°F 27°C	85°F 29°C	kBtuh	kW		75°F 24°C	80°F 27°C	85°F 29°C	kBtuh	kW		75°F 24°C	80°F 27°C	85°F 29°C	kBtuh	kW		75°F 24°C	80°F 27°C	85°F 29°C
63°F (17°C)	845	400	27.2	8.0	1.22	.79	.94	1.00	25.6	7.5	1.41	.81	.97	1.00	24.2	7.1	1.64	.83	1.00	1.00	22.8	6.7	1.90	.86	1.00	1.00
	965	455	28.0	8.2	1.22	.82	.99	1.00	26.6	7.8	1.42	.85	1.00	1.00	25.2	7.4	1.65	.87	1.00	1.00	23.8	7.0	1.91	.91	1.00	1.00
67°F (19°C)	845	400	29.0	8.5	1.23	.61	.76	.90	27.4	8.0	1.43	.62	.78	.93	25.8	7.6	1.65	.64	.80	.96	24.0	7.0	1.92	.65	.83	1.00
	965	455	30.0	8.8	1.23	.63	.79	.95	28.4	8.3	1.43	.65	.82	.98	26.6	7.8	1.65	.66	.85	1.00	24.6	7.2	1.92	.68	.88	1.00
71°F (22°C)	845	400	31.0	9.1	1.24	.45	.60	.73	29.2	8.6	1.44	.46	.61	.75	27.6	8.1	1.66	.46	.62	.77	25.6	7.5	1.93	.47	.64	.80
	965	455	31.8	9.3	1.25	.46	.62	.76	30.2	8.9	1.44	.47	.63	.79	28.4	8.3	1.67	.47	.65	.82	26.4	7.7	1.93	.48	.67	.85

HPXA19-036 - CB31MV-51 - CBX32MV-048 - SECOND STAGE COOLING CAPACITY

Entering Wet Bulb Temperature	Total Air Volume		Outdoor Air Temperature Entering Outdoor Coil																							
			85°F (29°C)						95°F (35°C)						105°F (41°C)						115°F (46°C)					
			Total Cooling Capacity		Comp Motor kW Input	Sensible To Total Ratio (S/T) Dry Bulb			Total Cooling Capacity		Comp Motor kW Input	Sensible To Total Ratio (S/T) Dry Bulb			Total Cooling Capacity		Comp Motor kW Input	Sensible To Total Ratio (S/T) Dry Bulb			Total Cooling Capacity		Comp Motor kW Input	Sensible To Total Ratio (S/T) Dry Bulb		
			kBtuh	kW		75°F 24°C	80°F 27°C	85°F 29°C	kBtuh	kW		75°F 24°C	80°F 27°C	85°F 29°C	kBtuh	kW		75°F 24°C	80°F 27°C	85°F 29°C	kBtuh	kW		75°F 24°C	80°F 27°C	85°F 29°C
63°F (17°C)	1205	570	36.8	10.8	2.25	.80	.96	1.00	34.6	10.1	2.51	.82	.98	1.00	32.4	9.5	2.82	.85	1.00	1.00	30.4	8.9	3.16	.89	1.00	1.00
	1380	650	37.8	11.1	2.26	.84	1.00	1.00	35.8	10.5	2.53	.86	1.00	1.00	33.6	9.8	2.83	.90	1.00	1.00	31.4	9.2	3.18	.94	1.00	1.00
67°F (19°C)	1205	570	39.0	11.4	2.27	.62	.77	.92	36.6	10.7	2.54	.63	.80	.95	34.2	10.0	2.84	.65	.83	.99	31.6	9.3	3.18	.67	.86	1.00
	1380	650	40.0	11.7	2.28	.64	.81	.97	37.6	11.0	2.55	.66	.84	1.00	35.0	10.3	2.85	.68	.87	1.00	32.4	9.5	3.19	.70	.91	1.00
71°F (22°C)	1205	570	41.0	12.0	2.30	.46	.61	.75	39.0	11.4	2.57	.47	.62	.77	36.4	10.7	2.87	.47	.64	.80	33.6	9.8	3.21	.48	.66	.84
	1380	650	42.5	12.5	2.31	.47	.63	.79	40.0	11.7	2.58	.48	.65	.81	37.2	10.9	2.88	.48	.67	.85	34.4	10.1	3.23	.49	.69	.89

HPXA19-036 - CB31MV-51 - CBX32MV-048 - FIRST STAGE HEATING CAPACITY

Indoor Coil Air Volume 70°F db (21°C db)	Air Temperature Entering Outdoor Coil												
	65°F (18°C)			60°F (16°C)			55°F (13°C)			50°F (10°C)			
	cfm	L/s	Total Heating Capacity kBtuh	kW	Comp. Motor kW Input	Total Heating Capacity kBtuh	kW	Comp. Motor kW Input	Total Heating Capacity kBtuh	kW	Comp. Motor kW Input	Total Heating Capacity kBtuh	kW
845	400	29.4	8.6	1.62	27.3	8.0	1.57	25.2	7.4	1.52	23.0	6.7	1.47
965	455	29.8	8.7	1.54	27.7	8.1	1.49	25.6	7.5	1.44	23.5	6.9	1.39

HPXA19-036 - CB31MV-51 - CBX32MV-048 - SECOND STAGE HEATING CAPACITY

Indoor Coil Air Volume 70°F db (21°C db)	Air Temperature Entering Outdoor Coil														
	65°F (18°C)			45°F (7°C)			25°F (-4°C)			5°F (-15°C)			-15°F (-26°C)		
	cfm	L/s	Total Heating Capacity kBtuh	kW	Comp. Motor kW Input	Total Heating Capacity kBtuh	kW	Comp. Motor kW Input	Total Heating Capacity kBtuh	kW	Comp. Motor kW Input	Total Heating Capacity kBtuh	kW	Comp. Motor kW Input	
1205	570	40.3	11.8	2.39	30.9	9.1	2.17	21.0	6.2	1.95	14.8	4.3	1.72		
1380	650	40.5	11.9	2.37	31.1	9.1	2.15	21.2	6.2	1.93	15.0	4.4	1.70		

HPXA19-036 - CB31MV-51 - CBX32MV-048 - HEATING PERFORMANCE AT 1205 cfm (570 L/s) Indoor Coil Air Volume

*Outdoor Temperature		Compressor Motor kW Input	Total Output	
°F	°C		kBtuh	kW
65	18	2.36	40.2	11.8
60	16	2.31	38.0	11.1
55	13	2.26	35.9	10.5
50	10	2.22	33.7	9.9
47	8	2.19	32.4	9.5
45	7	2.15	30.7	9.0
40	4	2.07	26.5	7.8
35	2	1.98	22.4	6.6
30	-1	1.96	21.5	6.3
25	-4	1.93	20.7	6.1
20	-7	1.91	19.8	5.8
17	-8	1.90	19.3	5.7
15	-9	1.88	18.5	5.4
10	-12	1.83	16.3	4.8
5	-15	1.72	14.5	4.2
0	-18	1.60	12.8	3.8
-5	-21	1.49	11.0	3.2
-10	-23	1.37	9.3	2.7
-15	-26	1.25	7.5	2.2
-20	-29	1.14	5.8	1.7

HEATING AND COOLING RATINGS

3 TON (-036)

NOTE - For Temperatures and Capacities not shown in tables, see bulletin - Cooling Unit Rating Table Correction Factor Data in Miscellaneous Engineering Data section.

HPXA19-036 - C33-44C - FIRST STAGE COOLING CAPACITY

Entering Wet Bulb Temperature	Total Air Volume		Outdoor Air Temperature Entering Outdoor Coil																							
			75°F (24°C)						85°F (29°C)						95°F (35°C)						105°F (41°C)					
			Total Cooling Capacity		Comp Motor kW Input	Sensible To Total Ratio (S/T) Dry Bulb			Total Cooling Capacity		Comp Motor kW Input	Sensible To Total Ratio (S/T) Dry Bulb			Total Cooling Capacity		Comp Motor kW Input	Sensible To Total Ratio (S/T) Dry Bulb			Total Cooling Capacity		Comp Motor kW Input	Sensible To Total Ratio (S/T) Dry Bulb		
			kBtuh	kW		75°F 24°C	80°F 27°C	85°F 29°C	kBtuh	kW		75°F 24°C	80°F 27°C	85°F 29°C	kBtuh	kW		75°F 24°C	80°F 27°C	85°F 29°C	kBtuh	kW		75°F 24°C	80°F 27°C	85°F 29°C
63°F (17°C)	800	380	26.4	7.7	1.21	.78	.92	1.00	25.0	7.3	1.41	.79	.95	1.00	23.6	6.9	1.64	.82	.98	1.00	22.0	6.4	1.90	.85	1.00	1.00
	900	425	27.2	8.0	1.21	.80	.96	1.00	25.8	7.6	1.41	.82	.98	1.00	24.2	7.1	1.64	.85	1.00	1.00	22.8	6.7	1.91	.88	1.00	1.00
	1000	470	28.0	8.2	1.22	.83	.99	1.00	26.4	7.7	1.42	.85	1.00	1.00	25.0	7.3	1.65	.88	1.00	1.00	23.6	6.9	1.91	.92	1.00	1.00
67°F (19°C)	800	380	28.4	8.3	1.22	.61	.75	.88	26.8	7.9	1.42	.62	.77	.91	25.2	7.4	1.65	.64	.79	.94	23.6	6.9	1.91	.66	.82	.97
	900	425	29.2	8.6	1.23	.63	.78	.92	27.6	8.1	1.43	.64	.80	.94	26.0	7.6	1.65	.66	.82	.98	24.2	7.1	1.92	.68	.85	1.00
	1000	470	29.8	8.7	1.23	.65	.80	.95	28.2	8.3	1.43	.66	.83	.98	26.6	7.8	1.65	.68	.85	1.00	24.6	7.2	1.92	.70	.89	1.00
71°F (22°C)	800	380	30.2	8.9	1.24	.47	.60	.72	28.8	8.4	1.43	.47	.61	.74	27.0	7.9	1.66	.48	.62	.76	25.2	7.4	1.92	.49	.64	.79
	900	425	31.0	9.1	1.24	.48	.62	.75	29.4	8.6	1.44	.48	.63	.77	27.8	8.1	1.66	.49	.64	.79	26.0	7.6	1.93	.50	.66	.82
	1000	470	31.8	9.3	1.25	.49	.64	.78	30.2	8.9	1.44	.49	.65	.80	28.4	8.3	1.67	.50	.66	.82	26.4	7.7	1.93	.51	.68	.86

HPXA19-036 - C33-44C - SECOND STAGE COOLING CAPACITY

Entering Wet Bulb Temperature	Total Air Volume		Outdoor Air Temperature Entering Outdoor Coil																							
			85°F (29°C)						95°F (35°C)						105°F (41°C)						115°F (46°C)					
			Total Cooling Capacity		Comp Motor kW Input	Sensible To Total Ratio (S/T) Dry Bulb			Total Cooling Capacity		Comp Motor kW Input	Sensible To Total Ratio (S/T) Dry Bulb			Total Cooling Capacity		Comp Motor kW Input	Sensible To Total Ratio (S/T) Dry Bulb			Total Cooling Capacity		Comp Motor kW Input	Sensible To Total Ratio (S/T) Dry Bulb		
			kBtuh	kW		75°F 24°C	80°F 27°C	85°F 29°C	kBtuh	kW		75°F 24°C	80°F 27°C	85°F 29°C	kBtuh	kW		75°F 24°C	80°F 27°C	85°F 29°C	kBtuh	kW		75°F 24°C	80°F 27°C	85°F 29°C
63°F (17°C)	1000	470	34.6	10.1	2.23	.76	.89	1.00	32.6	9.6	2.49	.77	.92	1.00	30.6	9.0	2.79	.80	.95	1.00	28.4	8.3	3.13	.83	.99	1.00
	1200	565	36.0	10.6	2.24	.80	.95	1.00	34.0	10.0	2.51	.82	.98	1.00	31.8	9.3	2.81	.85	1.00	1.00	29.6	8.7	3.16	.88	1.00	1.00
	1400	660	37.0	10.8	2.25	.83	.99	1.00	35.0	10.3	2.52	.86	1.00	1.00	33.2	9.7	2.83	.89	1.00	1.00	31.0	9.1	3.17	.93	1.00	1.00
67°F (19°C)	1000	470	36.8	10.8	2.25	.60	.73	.86	34.8	10.2	2.52	.61	.75	.88	32.6	9.6	2.82	.63	.77	.91	30.2	8.9	3.16	.64	.80	.95
	1200	565	38.5	11.3	2.26	.63	.77	.91	36.2	10.6	2.53	.64	.79	.94	33.8	9.9	2.83	.66	.82	.98	31.2	9.1	3.18	.68	.85	1.00
	1400	660	39.5	11.6	2.28	.65	.81	.96	37.2	10.9	2.55	.67	.84	.99	34.8	10.2	2.85	.69	.87	1.00	32.0	9.4	3.19	.71	.91	1.00
71°F (22°C)	1000	470	39.0	11.4	2.27	.46	.58	.70	37.0	10.8	2.54	.47	.60	.72	34.6	10.1	2.85	.47	.61	.74	32.2	9.4	3.19	.48	.63	.77
	1200	565	40.5	11.9	2.29	.48	.61	.75	38.5	11.3	2.56	.48	.62	.77	36.0	10.6	2.86	.49	.64	.79	33.2	9.7	3.21	.50	.66	.83
	1400	660	42.0	12.3	2.30	.49	.64	.79	39.5	11.6	2.57	.49	.65	.81	36.8	10.8	2.88	.50	.67	.84	34.2	10.0	3.22	.51	.70	.88

HPXA19-036 - C33-44C - FIRST STAGE HEATING CAPACITY

Indoor Coil Air Volume 70°F db (21°C db)	Air Temperature Entering Outdoor Coil												
	65°F (18°C)			60°F (16°C)			55°F (13°C)			50°F (10°C)			
	cfm	L/s	Total Heating Capacity kBtuh	kW	Comp. Motor kW Input	Total Heating Capacity kBtuh	kW	Comp. Motor kW Input	Total Heating Capacity kBtuh	kW	Comp. Motor kW Input	Total Heating Capacity kBtuh	kW
800	380	29.0	8.5	1.81	27.0	7.9	1.76	24.9	7.3	1.70	22.9	6.7	1.64
900	425	29.6	8.7	1.73	27.5	8.1	1.68	25.5	7.5	1.62	23.5	6.9	1.57
1000	470	30.0	8.8	1.67	28.0	8.2	1.62	25.9	7.6	1.56	23.9	7.0	1.50

HPXA19-036 - C33-44C - SECOND STAGE HEATING CAPACITY

Indoor Coil Air Volume 70°F db (21°C db)	Air Temperature Entering Outdoor Coil															
	65°F (18°C)			45°F (7°C)			25°F (-4°C)			5°F (-15°C)			-15°F (-26°C)			
	cfm	L/s	Total Heating Capacity kBtuh	kW	Comp. Motor kW Input	Total Heating Capacity kBtuh	kW	Comp. Motor kW Input	Total Heating Capacity kBtuh	kW	Comp. Motor kW Input	Total Heating Capacity kBtuh	kW	Comp. Motor kW Input	Total Heating Capacity kBtuh	kW
1000	470	38.9	11.4	2.66	29.7	8.7	2.43	20.0	5.9	2.18	14.1	4.1	1.93	6.8	2.0	1.45
1200	565	39.8	11.7	2.55	30.6	9.0	2.31	20.9	6.1	2.06	15.0	4.4	1.82	7.7	2.3	1.33
1400	660	40.4	11.8	2.47	31.2	9.1	2.24	21.5	6.3	1.99	15.6	4.6	1.74	8.3	2.4	1.26

HPXA19-036 - C33-44C - HEATING PERFORMANCE at 1200 cfm (565 L/s) Indoor Coil Air Volume

*Outdoor Temperature		Compressor Motor kW Input	Total Output	
°F	°C		kBtuh	kW
65	18	2.55	39.8	11.7
60	16	2.49	37.7	11.0
55	13	2.44	35.6	10.4
50	10	2.38	33.5	9.8
47	8	2.35	32.2	9.4
45	7	2.31	30.6	9.0
40	4	2.21	26.5	7.8
35	2	2.12	22.4	6.6
30	-1	2.09	21.7	6.4
25	-4	2.06	20.9	6.1
20	-7	2.03	20.2	5.9
17	-8	2.02	19.7	5.8
15	-9	1.99	18.9	5.5
10	-12	1.94	16.8	4.9
5	-15	1.82	15.0	4.4
0	-18	1.70	13.2	3.9
-5	-21	1.57	11.4	3.3
-10	-23	1.45	9.5	2.8
-15	-26	1.33	7.7	2.3
-20	-29	1.21	5.9	1.7

HEATING AND COOLING RATINGS

3 TON (-036)

NOTE - For Temperatures and Capacities not shown in tables, see bulletin - Cooling Unit Rating Table Correction Factor Data in Miscellaneous Engineering Data section.

HPXA19-036 - C33-48B/C - CX34-44/48B/C-6F - FIRST STAGE COOLING CAPACITY

Entering Wet Bulb Temperature	Total Air Volume		Outdoor Air Temperature Entering Outdoor Coil																							
			75°F (24°C)						85°F (29°C)						95°F (35°C)						105°F (41°C)					
			Total Cooling Capacity		Comp Motor kW Input	Sensible To Total Ratio (S/T) Dry Bulb			Total Cooling Capacity		Comp Motor kW Input	Sensible To Total Ratio (S/T) Dry Bulb			Total Cooling Capacity		Comp Motor kW Input	Sensible To Total Ratio (S/T) Dry Bulb			Total Cooling Capacity		Comp Motor kW Input	Sensible To Total Ratio (S/T) Dry Bulb		
			kBtuh	kW		75°F 24°C	80°F 27°C	85°F 29°C	kBtuh	kW		75°F 24°C	80°F 27°C	85°F 29°C	kBtuh	kW		75°F 24°C	80°F 27°C	85°F 29°C	kBtuh	kW		75°F 24°C	80°F 27°C	85°F 29°C
63°F (17°C)	800	380	26.4	7.7	1.21	.78	.92	1.00	25.0	7.3	1.41	.79	.94	1.00	23.6	6.9	1.63	.82	.97	1.00	22.0	6.4	1.90	.85	1.00	1.00
	900	425	27.2	8.0	1.22	.80	.95	1.00	25.8	7.6	1.41	.82	.98	1.00	24.2	7.1	1.64	.85	1.00	1.00	22.8	6.7	1.91	.88	1.00	1.00
	1000	470	27.8	8.1	1.22	.83	.98	1.00	26.4	7.7	1.42	.85	1.00	1.00	25.0	7.3	1.64	.88	1.00	1.00	23.6	6.9	1.91	.92	1.00	1.00
67°F (19°C)	800	380	28.2	8.3	1.22	.61	.75	.88	26.8	7.9	1.42	.62	.76	.90	25.2	7.4	1.65	.64	.79	.94	23.6	6.9	1.91	.65	.82	.97
	900	425	29.0	8.5	1.23	.63	.77	.91	27.6	8.1	1.43	.64	.79	.94	26.0	7.6	1.65	.66	.82	.97	24.2	7.1	1.91	.68	.85	1.00
	1000	470	29.8	8.7	1.23	.65	.80	.95	28.2	8.3	1.43	.66	.82	.98	26.4	7.7	1.66	.68	.85	1.00	24.6	7.2	1.92	.70	.89	1.00
71°F (22°C)	800	380	30.2	8.9	1.24	.47	.60	.72	28.6	8.4	1.43	.48	.61	.74	27.0	7.9	1.66	.48	.62	.76	25.2	7.4	1.92	.49	.64	.79
	900	425	31.0	9.1	1.24	.48	.61	.75	29.4	8.6	1.44	.48	.63	.77	27.8	8.1	1.66	.49	.64	.79	25.8	7.6	1.93	.50	.66	.82
	1000	470	31.6	9.3	1.25	.49	.63	.77	30.0	8.8	1.44	.49	.65	.79	28.2	8.3	1.67	.50	.66	.82	26.4	7.7	1.93	.51	.68	.86

HPXA19-036 - C33-48B/C - CX34-44/48B/C-6F - SECOND STAGE COOLING CAPACITY

Entering Wet Bulb Temperature	Total Air Volume		Outdoor Air Temperature Entering Outdoor Coil																							
			85°F (29°C)						95°F (35°C)						105°F (41°C)						115°F (46°C)					
			Total Cooling Capacity		Comp Motor kW Input	Sensible To Total Ratio (S/T) Dry Bulb			Total Cooling Capacity		Comp Motor kW Input	Sensible To Total Ratio (S/T) Dry Bulb			Total Cooling Capacity		Comp Motor kW Input	Sensible To Total Ratio (S/T) Dry Bulb			Total Cooling Capacity		Comp Motor kW Input	Sensible To Total Ratio (S/T) Dry Bulb		
			kBtuh	kW		75°F 24°C	80°F 27°C	85°F 29°C	kBtuh	kW		75°F 24°C	80°F 27°C	85°F 29°C	kBtuh	kW		75°F 24°C	80°F 27°C	85°F 29°C	kBtuh	kW		75°F 24°C	80°F 27°C	85°F 29°C
63°F (17°C)	1000	470	34.6	10.1	2.23	.75	.89	1.00	32.8	9.6	2.49	.77	.91	1.00	30.6	9.0	2.79	.80	.95	1.00	28.4	8.3	3.14	.83	.98	1.00
	1200	565	36.0	10.6	2.24	.79	.94	1.00	34.0	10.0	2.51	.81	.97	1.00	31.8	9.3	2.81	.84	1.00	1.00	29.8	8.7	3.16	.88	1.00	1.00
	1400	660	37.2	10.9	2.25	.83	.99	1.00	35.0	10.3	2.52	.86	1.00	1.00	33.2	9.7	2.83	.89	1.00	1.00	31.0	9.1	3.17	.93	1.00	1.00
67°F (19°C)	1000	470	37.0	10.8	2.25	.60	.73	.85	34.8	10.2	2.52	.61	.75	.88	32.6	9.6	2.82	.62	.77	.91	30.4	8.9	3.16	.64	.80	.95
	1200	565	38.5	11.3	2.26	.63	.77	.91	36.2	10.6	2.53	.64	.79	.94	34.0	10.0	2.84	.65	.82	.97	31.4	9.2	3.18	.68	.85	1.00
	1400	660	39.5	11.6	2.28	.65	.81	.95	37.2	10.9	2.55	.67	.83	.99	34.8	10.2	2.85	.68	.86	1.00	32.2	9.4	3.19	.71	.91	1.00
71°F (22°C)	1000	470	39.0	11.4	2.27	.47	.59	.70	37.0	10.8	2.54	.47	.60	.72	34.6	10.1	2.85	.47	.61	.74	32.2	9.4	3.19	.48	.63	.77
	1200	565	40.5	11.9	2.29	.48	.61	.74	38.5	11.3	2.56	.48	.62	.76	36.0	10.6	2.87	.49	.64	.79	33.4	9.8	3.21	.50	.66	.82
	1400	660	42.0	12.3	2.30	.49	.64	.78	39.5	11.6	2.58	.50	.65	.81	37.0	10.8	2.88	.50	.67	.84	34.2	10.0	3.22	.51	.70	.88

HPXA19-036 - C33-48B/C - CX34-44/48B/C-6F - FIRST STAGE HEATING CAPACITY

Indoor Coil Air Volume 70°F db (21°C db)	Air Temperature Entering Outdoor Coil												
	65°F (18°C)			60°F (16°C)			55°F (13°C)			50°F (10°C)			
	cfm	L/s	Total Heating Capacity kBtuh	kW	Comp. Motor kW Input	Total Heating Capacity kBtuh	kW	Comp. Motor kW Input	Total Heating Capacity kBtuh	kW	Comp. Motor kW Input	Total Heating Capacity kBtuh	kW
800	380	28.8	8.4	1.84	26.8	7.9	1.79	24.8	7.3	1.74	22.7	6.7	1.68
900	425	29.4	8.6	1.76	27.3	8.0	1.71	25.3	7.4	1.66	23.2	6.8	1.61
1000	470	29.8	8.7	1.70	27.8	8.1	1.65	25.8	7.6	1.60	23.7	6.9	1.55

HPXA19-036 - C33-48B/C - CX34-44/48B/C-6F - SECOND STAGE HEATING CAPACITY

Indoor Coil Air Volume 70°F db (21°C db)	Air Temperature Entering Outdoor Coil														
	65°F (18°C)			45°F (7°C)			25°F (-4°C)			5°F (-15°C)			-15°F (-26°C)		
	cfm	L/s	Total Heating Capacity kBtuh	kW	Comp. Motor kW Input	Total Heating Capacity kBtuh	kW	Comp. Motor kW Input	Total Heating Capacity kBtuh	kW	Comp. Motor kW Input	Total Heating Capacity kBtuh	kW	Comp. Motor kW Input	
1000	470	38.6	11.3	2.72	29.5	8.6	2.47	19.9	5.8	2.21	14.0	4.1	1.96		
1200	565	39.5	11.6	2.61	30.4	8.9	2.36	20.8	6.1	2.10	14.9	4.4	1.85		
1400	660	40.2	11.8	2.53	31.1	9.1	2.28	21.5	6.3	2.02	15.6	4.6	1.77		

HPXA19-036 - C33-48B/C - CX34-44/48B/C-6F - HEATING PERFORMANCE AT 1200 cfm (565 L/s) Indoor Coil Air Volume

*Outdoor Temperature		Compressor Motor kW Input		Total Output	
°F	°C			kBtuh	kW
65	18	2.61		39.5	11.6
60	16	2.55		37.4	11.0
55	13	2.49		35.3	10.3
50	10	2.43		33.2	9.7
47	8	2.40		32.0	9.4
45	7	2.36		30.4	8.9
40	4	2.26		26.3	7.7
35	2	2.16		22.3	6.5
30	-1	2.13		21.5	6.3
25	-4	2.10		20.8	6.1
20	-7	2.07		20.0	5.9
17	-8	2.05		19.6	5.7
15	-9	2.03		18.7	5.5
10	-12	1.97		16.7	4.9
5	-15	1.85		14.9	4.4
0	-18	1.72		13.1	3.8
-5	-21	1.60		11.3	3.3
-10	-23	1.48		9.5	2.8
-15	-26	1.35		7.7	2.3
-20	-29	1.23		5.9	1.7

HEATING AND COOLING RATINGS

3 TON (-036)

NOTE - For Temperatures and Capacities not shown in tables, see bulletin - Cooling Unit Rating Table Correction Factor Data in Miscellaneous Engineering Data section.

HPXA19-036 - C33-44C with G61MPV-36C-090 - FIRST STAGE COOLING CAPACITY

Entering Wet Bulb Temperature	Total Air Volume		Outdoor Air Temperature Entering Outdoor Coil																							
			75°F (24°C)						85°F (29°C)						95°F (35°C)						105°F (41°C)					
			Total Cooling Capacity		Comp Motor kW Input	Sensible To Total Ratio (S/T) Dry Bulb			Total Cooling Capacity		Comp Motor kW Input	Sensible To Total Ratio (S/T) Dry Bulb			Total Cooling Capacity		Comp Motor kW Input	Sensible To Total Ratio (S/T) Dry Bulb			Total Cooling Capacity		Comp Motor kW Input	Sensible To Total Ratio (S/T) Dry Bulb		
			kBtuh	kW		75°F 24°C	80°F 27°C	85°F 29°C	kBtuh	kW		75°F 24°C	80°F 27°C	85°F 29°C	kBtuh	kW		75°F 24°C	80°F 27°C	85°F 29°C	kBtuh	kW		75°F 24°C	80°F 27°C	85°F 29°C
63°F (17°C)	595	280	24.4	7.2	1.20	.71	.84	.95	23.2	6.8	1.39	.73	.85	.98	21.8	6.4	1.62	.75	.88	1.00	20.4	6.0	1.89	.77	.91	1.00
	750	355	25.8	7.6	1.21	.75	.89	1.00	24.6	7.2	1.40	.77	.92	1.00	23.0	6.7	1.63	.79	.95	1.00	21.4	6.3	1.90	.82	.98	1.00
	900	425	27.2	8.0	1.21	.80	.95	1.00	25.6	7.5	1.41	.82	.98	1.00	24.2	7.1	1.64	.84	1.00	1.00	22.8	6.7	1.91	.88	1.00	1.00
67°F (19°C)	595	280	26.0	7.6	1.21	.57	.69	.80	24.8	7.3	1.41	.58	.70	.82	23.4	6.9	1.63	.59	.72	.84	21.8	6.4	1.90	.60	.74	.87
	750	355	27.8	8.1	1.22	.59	.73	.85	26.4	7.7	1.42	.60	.74	.88	24.8	7.3	1.64	.62	.76	.91	23.2	6.8	1.91	.63	.79	.94
	900	425	29.0	8.5	1.23	.62	.77	.91	27.6	8.1	1.43	.63	.79	.94	25.8	7.6	1.65	.65	.81	.97	24.0	7.0	1.91	.67	.85	1.00
71°F (22°C)	595	280	27.8	8.1	1.22	.45	.55	.66	26.4	7.7	1.42	.45	.56	.67	25.0	7.3	1.64	.45	.57	.69	23.4	6.9	1.91	.46	.58	.71
	750	355	29.6	8.7	1.23	.45	.58	.70	28.2	8.3	1.43	.46	.59	.71	26.4	7.7	1.65	.46	.60	.73	24.8	7.3	1.92	.47	.61	.76
	900	425	31.0	9.1	1.24	.47	.61	.74	29.4	8.6	1.44	.47	.62	.76	27.6	8.1	1.66	.48	.63	.78	25.8	7.6	1.93	.49	.65	.82

HPXA19-036 - C33-44C with G61MPV-36C-090 - SECOND STAGE COOLING CAPACITY

Entering Wet Bulb Temperature	Total Air Volume		Outdoor Air Temperature Entering Outdoor Coil																							
			85°F (29°C)						95°F (35°C)						105°F (41°C)						115°F (46°C)					
			Total Cooling Capacity		Comp Motor kW Input	Sensible To Total Ratio (S/T) Dry Bulb			Total Cooling Capacity		Comp Motor kW Input	Sensible To Total Ratio (S/T) Dry Bulb			Total Cooling Capacity		Comp Motor kW Input	Sensible To Total Ratio (S/T) Dry Bulb			Total Cooling Capacity		Comp Motor kW Input	Sensible To Total Ratio (S/T) Dry Bulb		
			kBtuh	kW		75°F 24°C	80°F 27°C	85°F 29°C	kBtuh	kW		75°F 24°C	80°F 27°C	85°F 29°C	kBtuh	kW		75°F 24°C	80°F 27°C	85°F 29°C	kBtuh	kW		75°F 24°C	80°F 27°C	85°F 29°C
63°F (17°C)	975	460	34.2	10.0	2.22	.74	.88	1.00	32.4	9.5	2.49	.76	.90	1.00	30.2	8.9	2.79	.79	.94	1.00	28.0	8.2	3.13	.81	.97	1.00
	1185	560	35.8	10.5	2.24	.79	.94	1.00	33.8	9.9	2.51	.81	.97	1.00	31.6	9.3	2.81	.84	1.00	1.00	29.4	8.6	3.15	.87	1.00	1.00
	1435	675	37.4	11.0	2.25	.84	1.00	1.00	35.4	10.4	2.52	.87	1.00	1.00	33.4	9.8	2.83	.90	1.00	1.00	31.2	9.1	3.18	.95	1.00	1.00
67°F (19°C)	975	460	36.6	10.7	2.25	.59	.72	.84	34.6	10.1	2.51	.60	.74	.87	32.4	9.5	2.82	.62	.76	.90	30.0	8.8	3.16	.63	.79	.94
	1185	560	38.0	11.1	2.26	.62	.76	.90	36.0	10.6	2.53	.63	.78	.93	33.6	9.8	2.83	.65	.81	.97	31.2	9.1	3.17	.67	.85	1.00
	1435	675	39.5	11.6	2.28	.66	.82	.97	37.4	11.0	2.55	.67	.84	1.00	34.8	10.2	2.85	.69	.88	1.00	32.2	9.4	3.19	.72	.92	1.00
71°F (22°C)	975	460	38.5	11.3	2.27	.45	.58	.69	36.6	10.7	2.54	.46	.59	.71	34.4	10.1	2.84	.46	.60	.73	32.0	9.4	3.19	.47	.62	.76
	1185	560	40.5	11.9	2.29	.47	.61	.74	38.0	11.1	2.56	.47	.62	.76	35.8	10.5	2.86	.48	.64	.78	33.2	9.7	3.21	.49	.66	.82
	1435	675	42.0	12.3	2.30	.49	.64	.80	39.5	11.6	2.57	.50	.66	.82	37.0	10.8	2.88	.51	.68	.85	34.4	10.1	3.22	.52	.71	.89

HPXA19-036 - C33-44C with G61MPV-36C-090 - FIRST STAGE HEATING CAPACITY

Indoor Coil Air Volume 70°F db (21°C db)	Air Temperature Entering Outdoor Coil												
	65°F (18°C)			60°F (16°C)			55°F (13°C)			50°F (10°C)			
	cfm	L/s	Total Heating Capacity kBtuh	kW	Comp. Motor kW Input	Total Heating Capacity kBtuh	kW	Comp. Motor kW Input	Total Heating Capacity kBtuh	kW	Comp. Motor kW Input	Total Heating Capacity kBtuh	kW
595	280	27.2	8.0	2.04	25.2	7.4	1.97	23.3	6.8	1.91	21.3	6.2	1.84
750	355	28.2	8.3	1.85	26.2	7.7	1.78	24.2	7.1	1.71	22.3	6.5	1.65
900	425	29.1	8.5	1.73	27.2	8.0	1.66	25.2	7.4	1.60	23.3	6.8	1.53

HPXA19-036 - C33-44C with G61MPV-36C-090 - SECOND STAGE HEATING CAPACITY

Indoor Coil Air Volume 70°F db (21°C db)	Air Temperature Entering Outdoor Coil														
	65°F (18°C)			45°F (7°C)			25°F (-4°C)			5°F (-15°C)			-15°F (-26°C)		
	cfm	L/s	Total Heating Capacity kBtuh	kW	Comp. Motor kW Input	Total Heating Capacity kBtuh	kW	Comp. Motor kW Input	Total Heating Capacity kBtuh	kW	Comp. Motor kW Input	Total Heating Capacity kBtuh	kW	Comp. Motor kW Input	
975	460	38.4	11.3	2.67	29.3	8.6	2.38	19.6	5.7	2.04	13.7	4.0	1.94		
1185	560	39.4	11.5	2.55	30.3	8.9	2.26	20.6	6.0	1.92	14.7	4.3	1.82		
1435	680	40.6	11.9	2.45	31.5	9.2	2.16	21.8	6.4	1.83	15.9	4.7	1.72		

HPXA19-036 - C33-44C with G61MPV-36C-090 - HEATING PERFORMANCE at 1185 cfm (560 L/s) Indoor Coil Air Volume

*Outdoor Temperature		Compressor Motor kW Input	Total Output	
°F	°C		kBtuh	kW
65	18	2.55	39.4	11.5
60	16	2.49	37.3	10.9
55	13	2.44	35.2	10.3
50	10	2.38	33.1	9.7
47	8	2.35	31.9	9.3
45	7	2.26	30.3	8.9
40	4	2.03	26.2	7.7
35	2	1.81	22.2	6.5
30	-1	1.87	21.4	6.3
25	-4	1.92	20.6	6.0
20	-7	1.98	19.9	5.8
17	-8	2.02	19.4	5.7
15	-9	1.99	18.6	5.5
10	-12	1.94	16.5	4.8
5	-15	1.82	14.7	4.3
0	-18	1.70	12.9	3.8
-5	-21	1.57	11.1	3.3
-10	-23	1.45	9.4	2.8
-15	-26	1.33	7.6	2.2
-20	-29	1.21	5.8	1.7

HEATING AND COOLING RATINGS

3 TON (-036)

NOTE - For Temperatures and Capacities not shown in tables, see bulletin - Cooling Unit Rating Table Correction Factor Data in Miscellaneous Engineering Data section.

HPXA19-036 - C33-48B with G61MPV-36B-070 - CX34-44/48B-6F with G61MPV-36B-070 - FIRST STAGE COOLING CAPACITY

Entering Wet Bulb Temperature	Total Air Volume		Outdoor Air Temperature Entering Outdoor Coil																							
			75°F (24°C)						85°F (29°C)						95°F (35°C)						105°F (41°C)					
			Total Cooling Capacity		Comp Motor kW Input	Sensible To Total Ratio (S/T) Dry Bulb			Total Cooling Capacity		Comp Motor kW Input	Sensible To Total Ratio (S/T) Dry Bulb			Total Cooling Capacity		Comp Motor kW Input	Sensible To Total Ratio (S/T) Dry Bulb			Total Cooling Capacity		Comp Motor kW Input	Sensible To Total Ratio (S/T) Dry Bulb		
			kBtuh	kW		75°F 24°C	80°F 27°C	85°F 29°C	kBtuh	kW		75°F 24°C	80°F 27°C	85°F 29°C	kBtuh	kW		75°F 24°C	80°F 27°C	85°F 29°C	kBtuh	kW		75°F 24°C	80°F 27°C	85°F 29°C
63°F (17°C)	595	280	24.2	7.1	1.20	.71	.83	.95	23.0	6.7	1.39	.73	.85	.97	21.6	6.3	1.62	.74	.88	1.00	20.2	5.9	1.89	.77	.91	1.00
	750	355	25.8	7.6	1.21	.75	.89	1.00	24.4	7.2	1.40	.77	.91	1.00	23.0	6.7	1.63	.79	.94	1.00	21.4	6.3	1.90	.82	.98	1.00
	900	425	27.2	8.0	1.21	.79	.95	1.00	25.6	7.5	1.41	.82	.98	1.00	24.2	7.1	1.64	.84	1.00	1.00	22.8	6.7	1.90	.88	1.00	1.00
67°F (19°C)	595	280	26.0	7.6	1.21	.57	.69	.80	24.8	7.3	1.40	.58	.70	.81	23.4	6.9	1.63	.59	.72	.84	21.8	6.4	1.90	.60	.74	.87
	750	355	27.6	8.1	1.22	.60	.72	.85	26.2	7.7	1.42	.60	.74	.87	24.8	7.3	1.64	.62	.76	.90	23.0	6.7	1.91	.63	.79	.94
	900	425	29.0	8.5	1.23	.62	.77	.91	27.4	8.0	1.42	.63	.79	.94	25.8	7.6	1.65	.65	.81	.97	24.0	7.0	1.91	.67	.84	1.00
71°F (22°C)	595	280	27.6	8.1	1.22	.45	.56	.66	26.4	7.7	1.42	.45	.56	.67	25.0	7.3	1.64	.45	.57	.69	23.4	6.9	1.91	.46	.58	.71
	750	355	29.4	8.6	1.23	.46	.58	.70	28.0	8.2	1.43	.46	.59	.71	26.4	7.7	1.66	.46	.60	.73	24.8	7.3	1.92	.47	.61	.76
	900	425	30.8	9.0	1.24	.47	.61	.74	29.4	8.6	1.44	.48	.62	.76	27.6	8.1	1.66	.48	.63	.78	25.8	7.6	1.93	.49	.65	.81

HPXA19-036 - C33-48B with G61MPV-36B-070 - CX34-44/48B-6F with G61MPV-36B-070 - SECOND STAGE COOLING CAPACITY

Entering Wet Bulb Temperature	Total Air Volume		Outdoor Air Temperature Entering Outdoor Coil																							
			85°F (29°C)						95°F (35°C)						105°F (41°C)						115°F (46°C)					
			Total Cooling Capacity		Comp Motor kW Input	Sensible To Total Ratio (S/T) Dry Bulb			Total Cooling Capacity		Comp Motor kW Input	Sensible To Total Ratio (S/T) Dry Bulb			Total Cooling Capacity		Comp Motor kW Input	Sensible To Total Ratio (S/T) Dry Bulb			Total Cooling Capacity		Comp Motor kW Input	Sensible To Total Ratio (S/T) Dry Bulb		
			kBtuh	kW		75°F 24°C	80°F 27°C	85°F 29°C	kBtuh	kW		75°F 24°C	80°F 27°C	85°F 29°C	kBtuh	kW		75°F 24°C	80°F 27°C	85°F 29°C	kBtuh	kW		75°F 24°C	80°F 27°C	85°F 29°C
63°F (17°C)	975	460	34.4	10.1	2.22	.74	.88	1.00	32.4	9.5	2.49	.76	.90	1.00	30.4	8.9	2.79	.78	.93	1.00	28.2	8.3	3.13	.81	.97	1.00
	1185	560	36.0	10.6	2.24	.79	.93	1.00	34.0	10.0	2.51	.81	.96	1.00	31.8	9.3	2.81	.83	.99	1.00	29.6	8.7	3.15	.87	1.00	1.00
	1435	675	37.4	11.0	2.25	.84	.99	1.00	35.4	10.4	2.52	.87	1.00	1.00	33.4	9.8	2.83	.90	1.00	1.00	31.2	9.1	3.18	.94	1.00	1.00
67°F (19°C)	975	460	36.6	10.7	2.25	.59	.72	.84	34.6	10.1	2.52	.60	.73	.86	32.4	9.5	2.82	.61	.76	.90	30.2	8.9	3.16	.63	.78	.93
	1185	560	38.5	11.3	2.26	.62	.76	.90	36.0	10.6	2.53	.63	.78	.93	33.8	9.9	2.83	.65	.81	.96	31.2	9.1	3.18	.67	.84	1.00
	1435	675	39.5	11.6	2.28	.66	.81	.96	37.4	11.0	2.55	.67	.84	.99	35.0	10.3	2.85	.69	.87	1.00	32.2	9.4	3.19	.72	.92	1.00
71°F (22°C)	975	460	38.5	11.3	2.27	.46	.58	.69	36.6	10.7	2.54	.46	.59	.71	34.4	10.1	2.85	.46	.60	.73	32.0	9.4	3.19	.47	.62	.76
	1185	560	40.5	11.9	2.29	.47	.61	.74	38.0	11.1	2.56	.48	.62	.76	35.8	10.5	2.86	.48	.63	.78	33.4	9.8	3.21	.49	.66	.82
	1435	675	42.0	12.3	2.30	.49	.64	.79	39.5	11.6	2.58	.50	.66	.82	37.2	10.9	2.88	.51	.68	.85	34.4	10.1	3.22	.52	.70	.89

HPXA19-036 - C33-48B with G61MPV-36B-070 - CX34-44/48B-6F with G61MPV-36B-070 - FIRST STAGE HEATING CAPACITY

Indoor Coil Air Volume 70°F db (21°C db)	Air Temperature Entering Outdoor Coil															
	65°F (18°C)				60°F (16°C)				55°F (13°C)				50°F (10°C)			
	Total Heating Capacity		Comp. Motor kW Input	Total Heating Capacity		Comp. Motor kW Input	Total Heating Capacity		Comp. Motor kW Input	Total Heating Capacity		Comp. Motor kW Input	Total Heating Capacity		Comp. Motor kW Input	
cfm	L/s	kBtuh		kW	kBtuh		kW	kBtuh		kW	kBtuh		kW	kBtuh		kW
595	280	27.0	7.9	2.07	25.0	7.3	2.01	23.1	6.8	1.95	21.1	6.2	1.88			
750	355	28.0	8.2	1.88	26.0	7.6	1.82	24.0	7.0	1.75	22.1	6.5	1.69			
900	425	28.9	8.5	1.76	27.0	7.9	1.70	25.0	7.3	1.63	23.0	6.7	1.57			

HPXA19-036 - C33-48B with G61MPV-36B-070 - CX34-44/48B-6F with G61MPV-36B-070 - SECOND STAGE HEATING CAPACITY

Indoor Coil Air Volume 70°F db (21°C db)	Air Temperature Entering Outdoor Coil																			
	65°F (18°C)				45°F (7°C)				25°F (-4°C)				5°F (-15°C)				-15°F (-26°C)			
	Total Heating Capacity		Comp. Motor kW Input	Total Heating Capacity		Comp. Motor kW Input	Total Heating Capacity		Comp. Motor kW Input	Total Heating Capacity		Comp. Motor kW Input	Total Heating Capacity		Comp. Motor kW Input					
cfm	L/s	kBtuh		kW	kBtuh		kW	kBtuh		kW	kBtuh		kW	kBtuh		kW				
975	460	38.1	11.2	2.72	29.0	8.5	2.48	19.5	5.7	2.22	13.6	4.0	1.98							
1185	560	39.1	11.5	2.60	30.0	8.8	2.36	20.5	6.0	2.10	14.6	4.3	1.86							
1435	680	40.3	11.8	2.51	31.2	9.1	2.26	21.7	6.4	2.01	15.8	4.6	1.76							

HPXA19-036 - C33-48B with G61MPV-36B-070 CX34-44/48B-6F with G61MPV-36B-070 HEATING PERFORMANCE at 1185 cfm (560 L/s) Indoor Coil Air Volume

*Outdoor Temperature		Compressor Motor kW Input	Total Output	
°F	°C		kBtuh	kW
65	18	2.60	39.1	11.5
60	16	2.55	37.0	10.8
55	13	2.49	34.9	10.2
50	10	2.43	32.9	9.6
47	8	2.40	31.6	9.3
45	7	2.36	30.0	8.8
40	4	2.26	26.0	7.6
35	2	2.16	22.0	6.4
30	-1	2.13	21.2	6.2
25	-4	2.10	20.5	6.0
20	-7	2.08	19.7	5.8
17	-8	2.06	19.3	5.7
15	-9	2.04	18.5	5.4
10	-12	1.98	16.4	4.8
5	-15	1.86	14.6	4.3
0	-18	1.73	12.9	3.8
-5	-21	1.61	11.1	3.3
-10	-23	1.48	9.3	2.7
-15	-26	1.36	7.6	2.2
-20	-29	1.24	5.8	1.7

HEATING AND COOLING RATINGS

3 TON (-036)

NOTE - For Temperatures and Capacities not shown in tables, see bulletin - Cooling Unit Rating Table Correction Factor Data in Miscellaneous Engineering Data section.

HPXA19-036 - C33-44C with G60UHV-36B-090 - FIRST STAGE COOLING CAPACITY

Entering Wet Bulb Temperature	Total Air Volume		Outdoor Air Temperature Entering Outdoor Coil																							
			75°F (24°C)						85°F (29°C)						95°F (35°C)						105°F (41°C)					
			Total Cooling Capacity		Comp Motor kW Input	Sensible To Total Ratio (S/T) Dry Bulb			Total Cooling Capacity		Comp Motor kW Input	Sensible To Total Ratio (S/T) Dry Bulb			Total Cooling Capacity		Comp Motor kW Input	Sensible To Total Ratio (S/T) Dry Bulb			Total Cooling Capacity		Comp Motor kW Input	Sensible To Total Ratio (S/T) Dry Bulb		
			kBtuh	kW		75°F 24°C	80°F 27°C	85°F 29°C	kBtuh	kW		75°F 24°C	80°F 27°C	85°F 29°C	kBtuh	kW		75°F 24°C	80°F 27°C	85°F 29°C	kBtuh	kW		75°F 24°C	80°F 27°C	85°F 29°C
63°F (17°C)	705	335	25.6	7.5	1.20	.74	.88	1.00	24.2	7.1	1.40	.76	.90	1.00	22.8	6.7	1.63	.78	.93	1.00	21.2	6.2	1.89	.81	.97	1.00
	820	385	26.4	7.7	1.21	.77	.92	1.00	25.0	7.3	1.41	.79	.95	1.00	23.6	6.9	1.64	.82	.98	1.00	22.0	6.4	1.90	.85	1.00	1.00
	950	450	27.4	8.0	1.22	.81	.96	1.00	26.0	7.6	1.41	.83	.99	1.00	24.4	7.2	1.64	.86	1.00	1.00	23.0	6.7	1.91	.89	1.00	1.00
67°F (19°C)	705	335	27.4	8.0	1.22	.59	.72	.84	26.0	7.6	1.41	.60	.73	.86	24.6	7.2	1.64	.61	.75	.89	22.8	6.7	1.91	.63	.78	.92
	820	385	28.4	8.3	1.22	.61	.75	.88	27.0	7.9	1.42	.62	.76	.91	25.4	7.4	1.65	.63	.79	.94	23.6	6.9	1.91	.65	.82	.97
	950	450	29.4	8.6	1.23	.63	.78	.93	27.8	8.1	1.43	.64	.80	.95	26.2	7.7	1.65	.66	.83	.99	24.2	7.1	1.92	.68	.86	1.00
71°F (22°C)	705	335	29.2	8.6	1.23	.45	.57	.69	27.8	8.1	1.43	.46	.58	.70	26.2	7.7	1.65	.46	.59	.72	24.4	7.2	1.92	.47	.61	.75
	820	385	30.2	8.9	1.24	.46	.60	.72	28.8	8.4	1.43	.46	.60	.74	27.0	7.9	1.66	.47	.62	.76	25.2	7.4	1.92	.48	.63	.79
	950	450	31.2	9.1	1.24	.47	.62	.76	29.6	8.7	1.44	.47	.63	.77	27.8	8.1	1.67	.48	.64	.80	26.0	7.6	1.93	.49	.66	.83

HPXA19-036 - C33-44C with G60UHV-36B-090 - SECOND STAGE COOLING CAPACITY

Entering Wet Bulb Temperature	Total Air Volume		Outdoor Air Temperature Entering Outdoor Coil																							
			85°F (29°C)						95°F (35°C)						105°F (41°C)						115°F (46°C)					
			Total Cooling Capacity		Comp Motor kW Input	Sensible To Total Ratio (S/T) Dry Bulb			Total Cooling Capacity		Comp Motor kW Input	Sensible To Total Ratio (S/T) Dry Bulb			Total Cooling Capacity		Comp Motor kW Input	Sensible To Total Ratio (S/T) Dry Bulb			Total Cooling Capacity		Comp Motor kW Input	Sensible To Total Ratio (S/T) Dry Bulb		
			kBtuh	kW		75°F 24°C	80°F 27°C	85°F 29°C	kBtuh	kW		75°F 24°C	80°F 27°C	85°F 29°C	kBtuh	kW		75°F 24°C	80°F 27°C	85°F 29°C	kBtuh	kW		75°F 24°C	80°F 27°C	85°F 29°C
63°F (17°C)	1010	475	34.6	10.1	2.23	.75	.89	1.00	32.6	9.6	2.49	.77	.92	1.00	30.6	9.0	2.79	.79	.95	1.00	28.2	8.3	3.13	.82	.99	1.00
	1175	555	35.8	10.5	2.24	.78	.93	1.00	33.8	9.9	2.50	.81	.96	1.00	31.6	9.3	2.81	.83	.99	1.00	29.4	8.6	3.15	.87	1.00	1.00
	1185	560	35.8	10.5	2.24	.79	.94	1.00	33.8	9.9	2.50	.81	.97	1.00	31.6	9.3	2.81	.84	1.00	1.00	29.4	8.6	3.15	.87	1.00	1.00
67°F (19°C)	1010	475	36.8	10.8	2.25	.60	.73	.85	34.8	10.2	2.52	.61	.74	.88	32.6	9.6	2.82	.62	.77	.91	30.2	8.9	3.16	.64	.80	.95
	1175	555	38.0	11.1	2.26	.62	.76	.90	36.0	10.6	2.53	.63	.78	.93	33.6	9.8	2.83	.64	.81	.96	31.0	9.1	3.17	.67	.84	1.00
	1185	560	38.0	11.1	2.26	.62	.76	.90	36.0	10.6	2.53	.63	.78	.93	33.6	9.8	2.83	.65	.81	.97	31.0	9.1	3.17	.67	.85	1.00
71°F (22°C)	1010	475	39.0	11.4	2.27	.46	.58	.70	37.0	10.8	2.54	.46	.59	.72	34.6	10.1	2.85	.47	.61	.74	32.2	9.4	3.19	.48	.62	.77
	1175	555	40.5	11.9	2.29	.47	.60	.73	38.0	11.1	2.56	.47	.61	.75	35.8	10.5	2.86	.48	.63	.78	33.0	9.7	3.20	.49	.65	.81
	1185	560	40.5	11.9	2.29	.47	.61	.74	38.0	11.1	2.56	.47	.62	.76	35.8	10.5	2.86	.48	.63	.78	33.0	9.7	3.21	.49	.66	.82

HPXA19-036 - C33-44C with G60UHV-36B-090 - FIRST STAGE HEATING CAPACITY

Indoor Coil Air Volume 70°F db (21°C db)		Air Temperature Entering Outdoor Coil											
		65°F (18°C)			60°F (16°C)			55°F (13°C)			50°F (10°C)		
		Total Heating Capacity	Comp. Motor kW Input	Total Heating Capacity	Comp. Motor kW Input	Total Heating Capacity	Comp. Motor kW Input	Total Heating Capacity	Comp. Motor kW Input	Total Heating Capacity	Comp. Motor kW Input	Total Heating Capacity	Comp. Motor kW Input
kBtuh	kW	kBtuh		kW		kBtuh		kW		kBtuh		kW	
705	335	28.0	8.2	1.90	26.0	7.6	1.84	24.0	7.0	1.78	22.0	6.4	1.72
820	390	28.7	8.4	1.78	26.7	7.8	1.72	24.7	7.2	1.66	22.7	6.7	1.60
950	450	29.6	8.7	1.65	27.6	8.1	1.58	25.6	7.5	1.52	23.6	6.9	1.46

HPXA19-036 - C33-44C with G60UHV-36B-090 - SECOND STAGE HEATING CAPACITY

Indoor Coil Air Volume 70°F db (21°C db)		Air Temperature Entering Outdoor Coil														
		65°F (18°C)			45°F (7°C)			25°F (-4°C)			5°F (-15°C)			-15°F (-26°C)		
		Total Heating Capacity	Comp. Motor kW Input	Total Heating Capacity	Comp. Motor kW Input	Total Heating Capacity	Comp. Motor kW Input	Total Heating Capacity	Comp. Motor kW Input	Total Heating Capacity	Comp. Motor kW Input	Total Heating Capacity	Comp. Motor kW Input			
kBtuh	kW	kBtuh		kW		kBtuh		kW		kBtuh		kW		kBtuh	kW	
1010	475	38.6	11.3	2.65	29.5	8.6	2.41	19.8	5.8	2.15	13.9	4.1	1.91			
1175	555	39.2	11.5	2.55	30.1	8.8	2.31	20.4	6.0	2.06	14.5	4.2	1.81			
1185	560	39.6	11.6	2.49	30.5	8.9	2.25	20.8	6.1	2.00	14.9	4.4	1.75			

HPXA19-036 - C33-44C with G60UHV-36B-090 - HEATING PERFORMANCE at 1175 cfm (555 L/s) Indoor Coil Air Volume

*Outdoor Temperature		Compressor Motor kW Input	Total Output	
°F	°C		kBtuh	kW
65	18	2.55	39.2	11.5
60	16	2.50	37.1	10.9
55	13	2.44	35.0	10.3
50	10	2.38	32.9	9.6
47	8	2.35	31.7	9.3
45	7	2.31	30.1	8.8
40	4	2.21	26.0	7.6
35	2	2.12	22.0	6.4
30	-1	2.09	21.2	6.2
25	-4	2.06	20.4	6.0
20	-7	2.03	19.7	5.8
17	-8	2.01	19.2	5.6
15	-9	1.99	18.4	5.4
10	-12	1.93	16.3	4.8
5	-15	1.81	14.5	4.2
0	-18	1.69	12.8	3.8
-5	-21	1.57	11.0	3.2
-10	-23	1.45	9.3	2.7
-15	-26	1.33	7.5	2.2
-20	-29	1.21	5.8	1.7

HEATING AND COOLING RATINGS

3 TON (-036)

NOTE - For Temperatures and Capacities not shown in tables, see bulletin - Cooling Unit Rating Table Correction Factor Data in Miscellaneous Engineering Data section.

HPXA19-036 - C33-48B with G60UHV-36B-090 - CX34-44/48B-6F with G60UHV-36B-090 - FIRST STAGE COOLING CAPACITY

Entering Wet Bulb Temperature	Total Air Volume		Outdoor Air Temperature Entering Outdoor Coil																							
			75°F (24°C)						85°F (29°C)						95°F (35°C)						105°F (41°C)					
			Total Cooling Capacity		Comp Motor kW Input	Sensible To Total Ratio (S/T) Dry Bulb			Total Cooling Capacity		Comp Motor kW Input	Sensible To Total Ratio (S/T) Dry Bulb			Total Cooling Capacity		Comp Motor kW Input	Sensible To Total Ratio (S/T) Dry Bulb			Total Cooling Capacity		Comp Motor kW Input	Sensible To Total Ratio (S/T) Dry Bulb		
			kBtuh	kW		75°F 24°C	80°F 27°C	85°F 29°C	kBtuh	kW		75°F 24°C	80°F 27°C	85°F 29°C	kBtuh	kW		75°F 24°C	80°F 27°C	85°F 29°C	kBtuh	kW		75°F 24°C	80°F 27°C	85°F 29°C
63°F (17°C)	705	335	25.4	7.4	1.20	.74	.88	1.00	24.2	7.1	1.40	.76	.90	1.00	22.8	6.7	1.63	.78	.93	1.00	21.2	6.2	1.89	.81	.96	1.00
	820	385	26.4	7.7	1.21	.77	.92	1.00	25.0	7.3	1.41	.79	.95	1.00	23.6	6.9	1.64	.82	.98	1.00	22.0	6.4	1.90	.85	1.00	1.00
	900	425	27.0	7.9	1.21	.79	.95	1.00	25.6	7.5	1.41	.81	.97	1.00	24.2	7.1	1.64	.84	1.00	1.00	22.6	6.6	1.90	.87	1.00	1.00
67°F (19°C)	705	335	27.2	8.0	1.22	.59	.72	.84	26.0	7.6	1.41	.60	.73	.86	24.4	7.2	1.64	.61	.75	.89	22.8	6.7	1.90	.62	.77	.92
	820	385	28.4	8.3	1.22	.61	.75	.88	26.8	7.9	1.42	.62	.76	.90	25.2	7.4	1.65	.63	.79	.94	23.6	6.9	1.91	.65	.81	.97
	900	425	29.0	8.5	1.23	.62	.77	.91	27.4	8.0	1.42	.63	.79	.93	25.8	7.6	1.65	.65	.81	.97	24.0	7.0	1.91	.67	.84	1.00
71°F (22°C)	705	335	29.0	8.5	1.23	.46	.57	.69	27.6	8.1	1.43	.46	.58	.70	26.0	7.6	1.65	.46	.59	.72	24.4	7.2	1.92	.47	.61	.74
	820	385	30.2	8.9	1.24	.47	.59	.72	28.6	8.4	1.43	.47	.60	.73	27.0	7.9	1.66	.47	.61	.76	25.2	7.4	1.92	.48	.63	.78
	900	425	30.8	9.0	1.24	.47	.61	.74	29.4	8.6	1.44	.47	.62	.76	27.6	8.1	1.66	.48	.63	.78	25.8	7.6	1.93	.49	.65	.81

HPXA19-036 - C33-48B with G60UHV-36B-090 - CX34-44/48B-6F with G60UHV-36B-090 - SECOND STAGE COOLING CAPACITY

Entering Wet Bulb Temperature	Total Air Volume		Outdoor Air Temperature Entering Outdoor Coil																							
			85°F (29°C)						95°F (35°C)						105°F (41°C)						115°F (46°C)					
			Total Cooling Capacity		Comp Motor kW Input	Sensible To Total Ratio (S/T) Dry Bulb			Total Cooling Capacity		Comp Motor kW Input	Sensible To Total Ratio (S/T) Dry Bulb			Total Cooling Capacity		Comp Motor kW Input	Sensible To Total Ratio (S/T) Dry Bulb			Total Cooling Capacity		Comp Motor kW Input	Sensible To Total Ratio (S/T) Dry Bulb		
			kBtuh	kW		75°F 24°C	80°F 27°C	85°F 29°C	kBtuh	kW		75°F 24°C	80°F 27°C	85°F 29°C	kBtuh	kW		75°F 24°C	80°F 27°C	85°F 29°C	kBtuh	kW		75°F 24°C	80°F 27°C	85°F 29°C
63°F (17°C)	1010	475	34.6	10.1	2.23	.75	.89	1.00	32.8	9.6	2.49	.77	.91	1.00	30.6	9.0	2.79	.79	.95	1.00	28.4	8.3	3.14	.82	.98	1.00
	1175	555	35.8	10.5	2.24	.78	.93	1.00	33.8	9.9	2.51	.80	.96	1.00	31.6	9.3	2.81	.83	.99	1.00	29.4	8.6	3.15	.86	1.00	1.00
	1275	600	36.4	10.7	2.24	.80	.96	1.00	34.4	10.1	2.51	.82	.98	1.00	32.2	9.4	2.81	.85	1.00	1.00	30.2	8.9	3.16	.89	1.00	1.00
67°F (19°C)	1010	475	37.0	10.8	2.25	.60	.73	.85	34.8	10.2	2.52	.61	.74	.88	32.6	9.6	2.82	.62	.77	.91	30.4	8.9	3.16	.64	.79	.95
	1175	555	38.0	11.1	2.26	.62	.75	.89	36.0	10.6	2.53	.63	.78	.92	33.6	9.8	2.83	.64	.80	.96	31.2	9.1	3.17	.66	.84	.99
	1275	600	38.5	11.3	2.27	.63	.78	.92	36.6	10.7	2.54	.64	.80	.95	34.2	10.0	2.84	.66	.83	.98	31.6	9.3	3.18	.68	.86	1.00
71°F (22°C)	1010	475	39.0	11.4	2.27	.46	.58	.70	37.0	10.8	2.54	.46	.59	.72	34.6	10.1	2.85	.47	.60	.74	32.2	9.4	3.19	.48	.62	.77
	1175	555	40.5	11.9	2.29	.47	.60	.73	38.0	11.1	2.56	.47	.61	.75	35.8	10.5	2.86	.48	.63	.78	33.2	9.7	3.20	.49	.65	.81
	1275	600	41.0	12.0	2.29	.48	.62	.75	39.0	11.4	2.56	.48	.63	.77	36.4	10.7	2.87	.49	.65	.80	33.6	9.8	3.21	.50	.67	.84

HPXA19-036 - C33-48B with G60UHV-36B-090 - CX34-44/48B-6F with G60UHV-36B-090 - FIRST STAGE HEATING CAPACITY

Indoor Coil Air Volume 70°F db (21°C db)	Air Temperature Entering Outdoor Coil												
	65°F (18°C)			60°F (16°C)			55°F (13°C)			50°F (10°C)			
	cfm	L/s	Total Heating Capacity kBtuh	kW	Comp. Motor kW Input	Total Heating Capacity kBtuh	kW	Comp. Motor kW Input	Total Heating Capacity kBtuh	kW	Comp. Motor kW Input	Total Heating Capacity kBtuh	kW
700	330	27.8	8.1	1.93	25.8	7.6	1.87	23.8	7.0	1.81	21.8	6.4	1.75
820	390	28.5	8.4	1.81	26.5	7.8	1.76	24.5	7.2	1.70	22.5	6.6	1.64
900	425	29.4	8.6	1.68	27.4	8.0	1.62	25.4	7.4	1.56	23.4	6.9	1.50

HPXA19-036 - C33-48B with G60UHV-36B-090 - CX34-44/48B-6F with G60UHV-36B-090 - SECOND STAGE HEATING CAPACITY

Indoor Coil Air Volume 70°F db (21°C db)	Air Temperature Entering Outdoor Coil														
	65°F (18°C)			45°F (7°C)			25°F (-4°C)			5°F (-15°C)			-15°F (-26°C)		
	cfm	L/s	Total Heating Capacity kBtuh	kW	Comp. Motor kW Input	Total Heating Capacity kBtuh	kW	Comp. Motor kW Input	Total Heating Capacity kBtuh	kW	Comp. Motor kW Input	Total Heating Capacity kBtuh	kW	Comp. Motor kW Input	
1010	475	38.2	11.2	2.70	29.2	8.6	2.46	19.7	5.8	2.20	13.9	4.1	1.95		
1175	555	38.8	11.4	2.61	29.8	8.7	2.36	20.3	5.9	2.10	14.5	4.2	1.85		
1275	600	39.7	11.6	2.46	30.7	9.0	2.21	21.2	6.2	1.95	15.4	4.5	1.70		

HPXA19-036 - C33-48B with G60UHV-36B-090 CX34-44/48B-6F with G60UHV-36B-090 - HEATING PERFORMANCE at 1175 cfm (555 L/s) Indoor Coil Air Volume

*Outdoor Temperature		Compressor Motor kW Input		Total Output	
°F	°C	kW Input		kBtuh	kW
65	18	2.61		38.8	11.4
60	16	2.55		36.8	10.8
55	13	2.49		34.7	10.2
50	10	2.43		32.7	9.6
47	8	2.40		31.4	9.2
45	7	2.36		29.8	8.7
40	4	2.26		25.8	7.6
35	2	2.16		21.8	6.4
30	-1	2.13		21.1	6.2
25	-4	2.10		20.3	5.9
20	-7	2.08		19.6	5.7
17	-8	2.06		19.1	5.6
15	-9	2.04		18.3	5.4
10	-12	1.98		16.2	4.7
5	-15	1.85		14.5	4.2
0	-18	1.73		12.7	3.7
-5	-21	1.61		11.0	3.2
-10	-23	1.48		9.2	2.7
-15	-26	1.36		7.5	2.2
-20	-29	1.24		5.7	1.7

HEATING AND COOLING RATINGS

3 TON (-036)

NOTE - For Temperatures and Capacities not shown in tables, see bulletin - Cooling Unit Rating Table Correction Factor Data in Miscellaneous Engineering Data section.

HPXA19-036 - CR26-48N/W-F - FIRST STAGE COOLING CAPACITY

Entering Wet Bulb Temperature	Total Air Volume		Outdoor Air Temperature Entering Outdoor Coil																							
			75°F (24°C)						85°F (29°C)						95°F (35°C)						105°F (41°C)					
			Total Cooling Capacity		Comp Motor kW Input	Sensible To Total Ratio (S/T) Dry Bulb			Total Cooling Capacity		Comp Motor kW Input	Sensible To Total Ratio (S/T) Dry Bulb			Total Cooling Capacity		Comp Motor kW Input	Sensible To Total Ratio (S/T) Dry Bulb			Total Cooling Capacity		Comp Motor kW Input	Sensible To Total Ratio (S/T) Dry Bulb		
			kBtuh	kW		75°F 24°C	80°F 27°C	85°F 29°C	kBtuh	kW		75°F 24°C	80°F 27°C	85°F 29°C	kBtuh	kW		75°F 24°C	80°F 27°C	85°F 29°C	kBtuh	kW		75°F 24°C	80°F 27°C	85°F 29°C
63°F (17°C)	800	380	26.4	7.7	1.21	.78	.92	1.00	25.0	7.3	1.41	.80	.95	1.00	23.6	6.9	1.63	.82	.98	1.00	22.0	6.4	1.90	.85	1.00	1.00
	900	425	27.0	7.9	1.21	.81	.96	1.00	25.8	7.6	1.41	.83	.98	1.00	24.2	7.1	1.64	.85	1.00	1.00	23.0	6.7	1.91	.89	1.00	1.00
	1000	470	27.6	8.1	1.22	.83	.98	1.00	26.4	7.7	1.42	.86	1.00	1.00	25.0	7.3	1.65	.89	1.00	1.00	23.6	6.9	1.91	.93	1.00	1.00
67°F (19°C)	800	380	28.2	8.3	1.22	.62	.75	.88	26.8	7.9	1.42	.63	.77	.91	25.2	7.4	1.65	.64	.79	.94	23.6	6.9	1.91	.66	.82	.97
	900	425	28.8	8.4	1.23	.64	.78	.91	27.6	8.1	1.43	.64	.80	.95	26.0	7.6	1.65	.66	.83	.98	24.2	7.1	1.92	.68	.86	1.00
	1000	470	29.4	8.6	1.23	.65	.80	.95	28.2	8.3	1.43	.66	.83	.98	26.4	7.7	1.65	.68	.86	1.00	24.6	7.2	1.92	.70	.89	1.00
71°F (22°C)	800	380	29.8	8.7	1.23	.47	.60	.72	28.6	8.4	1.43	.47	.61	.74	27.0	7.9	1.66	.48	.63	.76	25.2	7.4	1.92	.49	.64	.79
	900	425	30.6	9.0	1.24	.48	.62	.75	29.4	8.6	1.44	.48	.63	.77	27.6	8.1	1.66	.49	.65	.79	25.8	7.6	1.93	.49	.67	.83
	1000	470	31.2	9.1	1.24	.49	.64	.77	30.0	8.8	1.44	.49	.65	.80	28.4	8.3	1.67	.50	.66	.83	26.4	7.7	1.93	.51	.69	.86

HPXA19-036 - CR26-48N/W-F - SECOND STAGE COOLING CAPACITY

Entering Wet Bulb Temperature	Total Air Volume		Outdoor Air Temperature Entering Outdoor Coil																							
			85°F (29°C)						95°F (35°C)						105°F (41°C)						115°F (46°C)					
			Total Cooling Capacity		Comp Motor kW Input	Sensible To Total Ratio (S/T) Dry Bulb			Total Cooling Capacity		Comp Motor kW Input	Sensible To Total Ratio (S/T) Dry Bulb			Total Cooling Capacity		Comp Motor kW Input	Sensible To Total Ratio (S/T) Dry Bulb			Total Cooling Capacity		Comp Motor kW Input	Sensible To Total Ratio (S/T) Dry Bulb		
			kBtuh	kW		75°F 24°C	80°F 27°C	85°F 29°C	kBtuh	kW		75°F 24°C	80°F 27°C	85°F 29°C	kBtuh	kW		75°F 24°C	80°F 27°C	85°F 29°C	kBtuh	kW		75°F 24°C	80°F 27°C	85°F 29°C
63°F (17°C)	1000	470	34.6	10.1	2.22	.76	.89	1.00	32.8	9.6	2.49	.78	.92	1.00	30.6	9.0	2.79	.80	.95	1.00	28.4	8.3	3.13	.83	.99	1.00
	1200	565	36.0	10.6	2.24	.80	.95	1.00	34.0	10.0	2.51	.82	.98	1.00	31.8	9.3	2.81	.85	1.00	1.00	29.8	8.7	3.15	.89	1.00	1.00
	1400	660	37.0	10.8	2.25	.84	.99	1.00	35.0	10.3	2.52	.86	1.00	1.00	33.2	9.7	2.83	.90	1.00	1.00	31.0	9.1	3.18	.94	1.00	1.00
67°F (19°C)	1000	470	36.8	10.8	2.25	.61	.73	.86	34.8	10.2	2.52	.62	.75	.88	32.6	9.6	2.82	.63	.78	.92	30.2	8.9	3.16	.65	.81	.95
	1200	565	38.5	11.3	2.26	.63	.77	.91	36.2	10.6	2.53	.64	.80	.94	33.8	9.9	2.84	.66	.82	.97	31.4	9.2	3.18	.68	.86	1.00
	1400	660	39.5	11.6	2.27	.65	.81	.96	37.2	10.9	2.55	.67	.84	.99	34.6	10.1	2.85	.69	.87	1.00	32.0	9.4	3.19	.72	.91	1.00
71°F (22°C)	1000	470	39.0	11.4	2.27	.47	.59	.71	36.8	10.8	2.54	.47	.60	.73	34.6	10.1	2.85	.47	.61	.75	32.2	9.4	3.19	.48	.63	.78
	1200	565	40.5	11.9	2.29	.47	.62	.75	38.5	11.3	2.56	.48	.63	.77	35.8	10.5	2.86	.49	.65	.80	33.2	9.7	3.21	.50	.67	.83
	1400	660	41.5	12.2	2.30	.49	.64	.79	39.5	11.6	2.57	.50	.66	.81	36.8	10.8	2.88	.50	.68	.85	34.2	10.0	3.22	.52	.70	.89

HPXA19-036 - CR26-48N/W-F - FIRST STAGE HEATING CAPACITY

Indoor Coil Air Volume 70°F db (21°C db)	Air Temperature Entering Outdoor Coil															
	65°F (18°C)				60°F (16°C)				55°F (13°C)				50°F (10°C)			
	cfm	L/s	Total Heating Capacity kBtuh	kW	Comp. Motor kW Input	Total Heating Capacity kBtuh	kW	Comp. Motor kW Input	Total Heating Capacity kBtuh	kW	Comp. Motor kW Input	Total Heating Capacity kBtuh	kW	Comp. Motor kW Input		
800	380	29.3	8.6	1.76	27.2	8.0	1.71	25.1	7.4	1.66	23.0	6.7	1.60			
900	425	29.8	8.7	1.69	27.8	8.1	1.64	25.7	7.5	1.58	23.6	6.9	1.53			
1000	470	30.3	8.9	1.63	28.2	8.3	1.58	26.1	7.6	1.53	24.1	7.1	1.47			

HPXA19-036 - CR26-48N/W-F - SECOND STAGE HEATING CAPACITY

Indoor Coil Air Volume 70°F db (21°C db)	Air Temperature Entering Outdoor Coil																			
	65°F (18°C)				45°F (7°C)				25°F (-4°C)				5°F (-15°C)				-15°F (-26°C)			
	cfm	L/s	Total Heating Capacity kBtuh	kW	Comp. Motor kW Input	Total Heating Capacity kBtuh	kW	Comp. Motor kW Input	Total Heating Capacity kBtuh	kW	Comp. Motor kW Input	Total Heating Capacity kBtuh	kW	Comp. Motor kW Input	Total Heating Capacity kBtuh	kW	Comp. Motor kW Input			
1000	470	39.2	11.5	2.61	30.0	8.8	2.38	20.3	5.9	2.13	14.3	4.2	1.89	7.0	2.1	1.42				
1200	565	40.0	11.7	2.50	30.8	9.0	2.27	21.1	6.2	2.03	15.1	4.4	1.79	7.8	2.3	1.31				
1400	660	40.7	11.9	2.43	31.5	9.2	2.20	21.8	6.4	1.96	15.8	4.6	1.72	8.5	2.5	1.24				

HPXA19-036 - CR26-48N/W-F - HEATING PERFORMANCE at 1200 cfm (565 L/s) Indoor Coil Air Volume

*Outdoor Temperature		Compressor Motor kW Input	Total Output	
°F	°C		kBtuh	kW
65	18	2.50	40.0	11.7
60	16	2.45	37.9	11.1
55	13	2.40	35.8	10.5
50	10	2.34	33.7	9.9
47	8	2.31	32.4	9.5
45	7	2.27	30.8	9.0
40	4	2.18	26.7	7.8
35	2	2.09	22.6	6.6
30	-1	2.06	21.8	6.4
25	-4	2.03	21.1	6.2
20	-7	2.00	20.3	5.9
17	-8	1.98	19.8	5.8
15	-9	1.96	19.0	5.6
10	-12	1.91	16.9	5.0
5	-15	1.79	15.1	4.4
0	-18	1.67	13.2	3.9
-5	-21	1.55	11.4	3.3
-10	-23	1.43	9.6	2.8
-15	-26	1.31	7.8	2.3
-20	-29	1.19	5.9	1.7

HEATING AND COOLING RATINGS

3 TON (-036)

NOTE - For Temperatures and Capacities not shown in tables, see bulletin - Cooling Unit Rating Table Correction Factor Data in Miscellaneous Engineering Data section.

HPXA19-036 - CR26-48N-F with G60DFV-60C - FIRST STAGE COOLING CAPACITY

Entering Wet Bulb Temperature	Total Air Volume		Outdoor Air Temperature Entering Outdoor Coil																							
			75°F (24°C)						85°F (29°C)						95°F (35°C)						105°F (41°C)					
			Total Cooling Capacity		Comp Motor kW Input	Sensible To Total Ratio (S/T) Dry Bulb			Total Cooling Capacity		Comp Motor kW Input	Sensible To Total Ratio (S/T) Dry Bulb			Total Cooling Capacity		Comp Motor kW Input	Sensible To Total Ratio (S/T) Dry Bulb			Total Cooling Capacity		Comp Motor kW Input	Sensible To Total Ratio (S/T) Dry Bulb		
			kBtuh	kW		75°F 24°C	80°F 27°C	85°F 29°C	kBtuh	kW		75°F 24°C	80°F 27°C	85°F 29°C	kBtuh	kW		75°F 24°C	80°F 27°C	85°F 29°C	kBtuh	kW		75°F 24°C	80°F 27°C	85°F 29°C
63°F (17°C)	795	375	26.2	7.7	1.21	.77	.91	1.00	25.0	7.3	1.41	.79	.94	1.00	23.4	6.9	1.63	.81	.97	1.00	21.8	6.4	1.90	.84	1.00	1.00
	845	400	26.6	7.8	1.21	.78	.93	1.00	25.2	7.4	1.41	.80	.96	1.00	23.8	7.0	1.64	.83	.99	1.00	22.2	6.5	1.90	.86	1.00	1.00
	940	445	27.2	8.0	1.22	.81	.96	1.00	25.8	7.6	1.41	.83	.99	1.00	24.4	7.2	1.64	.86	1.00	1.00	23.0	6.7	1.91	.89	1.00	1.00
67°F (19°C)	795	375	28.0	8.2	1.22	.61	.74	.87	26.8	7.9	1.42	.62	.76	.90	25.2	7.4	1.65	.63	.78	.93	23.4	6.9	1.91	.65	.81	.97
	845	400	28.4	8.3	1.22	.62	.75	.89	27.0	7.9	1.42	.62	.77	.92	25.4	7.4	1.65	.64	.80	.95	23.8	7.0	1.91	.66	.83	.99
	940	445	29.0	8.5	1.23	.63	.78	.92	27.8	8.1	1.43	.64	.80	.96	26.2	7.7	1.65	.66	.83	.99	24.4	7.2	1.92	.68	.86	1.00
71°F (22°C)	795	375	29.6	8.7	1.23	.46	.59	.72	28.4	8.3	1.43	.46	.60	.73	26.8	7.9	1.66	.47	.62	.75	25.2	7.4	1.92	.48	.63	.78
	845	400	30.0	8.8	1.24	.46	.60	.73	28.8	8.4	1.43	.47	.61	.75	27.2	8.0	1.66	.47	.62	.77	25.4	7.4	1.92	.48	.64	.80
	940	445	30.8	9.0	1.24	.47	.62	.75	29.4	8.6	1.44	.48	.63	.77	27.8	8.1	1.67	.48	.65	.80	26.0	7.6	1.93	.49	.67	.83

HPXA19-036 - CR26-48N-F with G60DFV-60C - SECOND STAGE COOLING CAPACITY

Entering Wet Bulb Temperature	Total Air Volume		Outdoor Air Temperature Entering Outdoor Coil																							
			85°F (29°C)						95°F (35°C)						105°F (41°C)						115°F (46°C)					
			Total Cooling Capacity		Comp Motor kW Input	Sensible To Total Ratio (S/T) Dry Bulb			Total Cooling Capacity		Comp Motor kW Input	Sensible To Total Ratio (S/T) Dry Bulb			Total Cooling Capacity		Comp Motor kW Input	Sensible To Total Ratio (S/T) Dry Bulb			Total Cooling Capacity		Comp Motor kW Input	Sensible To Total Ratio (S/T) Dry Bulb		
			kBtuh	kW		75°F 24°C	80°F 27°C	85°F 29°C	kBtuh	kW		75°F 24°C	80°F 27°C	85°F 29°C	kBtuh	kW		75°F 24°C	80°F 27°C	85°F 29°C	kBtuh	kW		75°F 24°C	80°F 27°C	85°F 29°C
63°F (17°C)	1110	525	35.2	10.3	2.23	.77	.92	1.00	33.2	9.7	2.50	.79	.95	1.00	31.0	9.1	2.80	.82	.98	1.00	28.8	8.4	3.14	.85	1.00	1.00
	1210	570	35.8	10.5	2.24	.79	.95	1.00	33.8	9.9	2.51	.82	.97	1.00	31.8	9.3	2.81	.84	1.00	1.00	29.6	8.7	3.15	.88	1.00	1.00
	1335	630	36.6	10.7	2.25	.82	.97	1.00	34.4	10.1	2.51	.84	1.00	1.00	32.6	9.6	2.82	.87	1.00	1.00	30.4	8.9	3.17	.91	1.00	1.00
67°F (19°C)	1110	525	37.6	11.0	2.26	.60	.75	.88	35.4	10.4	2.52	.62	.77	.91	33.2	9.7	2.83	.63	.79	.94	30.8	9.0	3.17	.65	.82	.98
	1210	570	38.0	11.1	2.26	.62	.77	.91	36.0	10.6	2.53	.64	.79	.94	33.8	9.9	2.83	.65	.82	.97	31.2	9.1	3.18	.67	.85	1.00
	1335	630	39.0	11.4	2.27	.64	.79	.94	36.6	10.7	2.54	.65	.82	.97	34.4	10.1	2.84	.67	.85	1.00	31.8	9.3	3.19	.69	.89	1.00
71°F (22°C)	1110	525	39.5	11.6	2.28	.46	.60	.72	37.4	11.0	2.55	.46	.61	.74	35.2	10.3	2.85	.47	.62	.77	32.6	9.6	3.20	.48	.64	.80
	1210	570	40.5	11.9	2.28	.46	.61	.74	38.0	11.1	2.56	.47	.62	.77	35.8	10.5	2.86	.48	.64	.79	33.2	9.7	3.21	.49	.66	.83
	1335	630	41.0	12.0	2.29	.48	.63	.77	39.0	11.4	2.57	.48	.64	.79	36.4	10.7	2.87	.49	.66	.82	33.8	9.9	3.21	.50	.68	.86

HPXA19-036 - CR26-48N-F with G60DFV-60C - FIRST STAGE HEATING CAPACITY

Indoor Coil Air Volume 70°F db (21°C db)	Air Temperature Entering Outdoor Coil												
	65°F (18°C)			60°F (16°C)			55°F (13°C)			50°F (10°C)			
	cfm	L/s	Total Heating Capacity kBtuh	kW	Comp. Motor kW Input	Total Heating Capacity kBtuh	kW	Comp. Motor kW Input	Total Heating Capacity kBtuh	kW	Comp. Motor kW Input	Total Heating Capacity kBtuh	kW
795	375	28.7	8.4	1.74	26.6	7.8	1.69	24.6	7.2	1.63	22.5	6.6	1.58
845	400	29.1	8.5	1.71	27.0	7.9	1.66	25.0	7.3	1.60	22.9	6.7	1.55
950	450	29.5	8.6	1.65	27.5	8.1	1.59	25.4	7.4	1.54	23.4	6.9	1.48

HPXA19-036 - CR26-48N-F with G60DFV-60C - SECOND STAGE HEATING CAPACITY

Indoor Coil Air Volume 70°F db (21°C db)	Air Temperature Entering Outdoor Coil														
	65°F (18°C)			45°F (7°C)			25°F (-4°C)			5°F (-15°C)			-15°F (-26°C)		
	cfm	L/s	Total Heating Capacity kBtuh	kW	Comp. Motor kW Input	Total Heating Capacity kBtuh	kW	Comp. Motor kW Input	Total Heating Capacity kBtuh	kW	Comp. Motor kW Input	Total Heating Capacity kBtuh	kW	Comp. Motor kW Input	
1110	525	39.2	11.5	2.53	30.0	8.8	2.30	20.2	5.9	2.06	14.2	4.2	1.82		
1210	570	39.6	11.6	2.49	30.4	8.9	2.26	20.6	6.0	2.02	14.6	4.3	1.78		
1335	630	39.9	11.7	2.44	30.7	9.0	2.21	20.9	6.1	1.97	14.9	4.4	1.73		

HPXA19-036 - CR26-48N-F with G60DFV-60C - HEATING PERFORMANCE at 1210 cfm (570 L/s) Indoor Coil Air Volume

*Outdoor Temperature		Compressor Motor kW Input		Total Output	
°F	°C			kBtuh	kW
65	18	2.49		39.6	11.6
60	16	2.44		37.5	11.0
55	13	2.38		35.4	10.4
50	10	2.33		33.3	9.8
47	8	2.30		32.0	9.4
45	7	2.26		30.4	8.9
40	4	2.17		26.3	7.7
35	2	2.07		22.2	6.5
30	-1	2.05		21.4	6.3
25	-4	2.02		20.6	6.0
20	-7	1.99		19.8	5.8
17	-8	1.97		19.3	5.7
15	-9	1.95		18.5	5.4
10	-12	1.90		16.4	4.8
5	-15	1.78		14.6	4.3
0	-18	1.66		12.9	3.8
-5	-21	1.54		11.1	3.3
-10	-23	1.42		9.3	2.7
-15	-26	1.30		7.6	2.2
-20	-29	1.19		5.8	1.7

HEATING AND COOLING RATINGS

3 TON (-036)

NOTE - For Temperatures and Capacities not shown in tables, see bulletin - Cooling Unit Rating Table Correction Factor Data in Miscellaneous Engineering Data section.

HPXA19-036 - CH23-51 - FIRST STAGE COOLING CAPACITY

Entering Wet Bulb Temperature	Total Air Volume		Outdoor Air Temperature Entering Outdoor Coil																							
			75°F (24°C)						85°F (29°C)						95°F (35°C)						105°F (41°C)					
			Total Cooling Capacity		Comp Motor kW Input	Sensible To Total Ratio (S/T) Dry Bulb			Total Cooling Capacity		Comp Motor kW Input	Sensible To Total Ratio (S/T) Dry Bulb			Total Cooling Capacity		Comp Motor kW Input	Sensible To Total Ratio (S/T) Dry Bulb			Total Cooling Capacity		Comp Motor kW Input	Sensible To Total Ratio (S/T) Dry Bulb		
			kBtuh	kW		75°F 24°C	80°F 27°C	85°F 29°C	kBtuh	kW		75°F 24°C	80°F 27°C	85°F 29°C	kBtuh	kW		75°F 24°C	80°F 27°C	85°F 29°C	kBtuh	kW		75°F 24°C	80°F 27°C	85°F 29°C
63°F (17°C)	800	380	26.2	7.7	1.21	.78	.93	1.00	24.8	7.3	1.41	.80	.95	1.00	23.4	6.9	1.63	.83	.98	1.00	22.0	6.4	1.90	.86	1.00	1.00
	900	425	27.0	7.9	1.21	.81	.96	1.00	25.6	7.5	1.41	.83	.99	1.00	24.2	7.1	1.64	.86	1.00	1.00	23.0	6.7	1.91	.90	1.00	1.00
	1000	470	27.6	8.1	1.22	.84	.99	1.00	26.4	7.7	1.42	.86	1.00	1.00	25.2	7.4	1.65	.89	1.00	1.00	23.6	6.9	1.91	.93	1.00	1.00
67°F (19°C)	800	380	28.0	8.2	1.22	.62	.75	.89	26.6	7.8	1.42	.63	.77	.91	25.2	7.4	1.65	.64	.80	.94	23.4	6.9	1.91	.66	.83	.98
	900	425	28.8	8.4	1.23	.63	.78	.92	27.4	8.0	1.42	.65	.80	.95	25.8	7.6	1.65	.66	.83	.98	24.0	7.0	1.91	.68	.86	1.00
	1000	470	29.6	8.7	1.23	.65	.81	.96	28.0	8.2	1.43	.67	.83	.99	26.2	7.7	1.65	.69	.86	1.00	24.4	7.2	1.92	.71	.90	1.00
71°F (22°C)	800	380	29.8	8.7	1.23	.47	.60	.73	28.4	8.3	1.43	.47	.61	.74	26.8	7.9	1.66	.48	.63	.77	25.0	7.3	1.92	.49	.65	.80
	900	425	30.6	9.0	1.24	.48	.62	.75	29.2	8.6	1.44	.48	.63	.77	27.4	8.0	1.66	.49	.65	.80	25.6	7.5	1.92	.50	.67	.83
	1000	470	31.4	9.2	1.24	.49	.64	.78	29.8	8.7	1.44	.49	.65	.80	28.0	8.2	1.67	.50	.67	.83	26.2	7.7	1.93	.51	.69	.87

HPXA19-036 - CH23-51 - SECOND STAGE COOLING CAPACITY

Entering Wet Bulb Temperature	Total Air Volume		Outdoor Air Temperature Entering Outdoor Coil																							
			85°F (29°C)						95°F (35°C)						105°F (41°C)						115°F (46°C)					
			Total Cooling Capacity		Comp Motor kW Input	Sensible To Total Ratio (S/T) Dry Bulb			Total Cooling Capacity		Comp Motor kW Input	Sensible To Total Ratio (S/T) Dry Bulb			Total Cooling Capacity		Comp Motor kW Input	Sensible To Total Ratio (S/T) Dry Bulb			Total Cooling Capacity		Comp Motor kW Input	Sensible To Total Ratio (S/T) Dry Bulb		
			kBtuh	kW		75°F 24°C	80°F 27°C	85°F 29°C	kBtuh	kW		75°F 24°C	80°F 27°C	85°F 29°C	kBtuh	kW		75°F 24°C	80°F 27°C	85°F 29°C	kBtuh	kW		75°F 24°C	80°F 27°C	85°F 29°C
63°F (17°C)	1000	470	34.4	10.1	2.22	.76	.90	1.00	32.6	9.6	2.49	.78	.93	1.00	30.4	8.9	2.79	.81	.96	1.00	28.4	8.3	3.13	.84	.99	1.00
	1200	565	35.8	10.5	2.24	.80	.95	1.00	33.8	9.9	2.51	.83	.98	1.00	31.8	9.3	2.81	.86	1.00	1.00	29.8	8.7	3.16	.89	1.00	1.00
	1400	660	37.0	10.8	2.25	.85	.99	1.00	35.2	10.3	2.52	.87	1.00	1.00	33.2	9.7	2.83	.91	1.00	1.00	31.2	9.1	3.18	.95	1.00	1.00
67°F (19°C)	1000	470	36.6	10.7	2.25	.61	.74	.87	34.6	10.1	2.52	.62	.76	.89	32.4	9.5	2.82	.64	.78	.92	30.2	8.9	3.16	.65	.81	.96
	1200	565	38.0	11.1	2.26	.63	.78	.92	35.8	10.5	2.53	.65	.80	.95	33.6	9.8	2.83	.67	.83	.98	31.2	9.1	3.18	.69	.87	1.00
	1400	660	39.0	11.4	2.27	.66	.82	.97	36.8	10.8	2.54	.68	.85	.99	34.6	10.1	2.84	.70	.88	1.00	32.0	9.4	3.19	.72	.92	1.00
71°F (22°C)	1000	470	38.5	11.3	2.27	.47	.59	.71	36.6	10.7	2.54	.47	.60	.73	34.4	10.1	2.84	.48	.62	.76	32.0	9.4	3.19	.48	.64	.78
	1200	565	40.0	11.7	2.28	.48	.62	.75	38.0	11.1	2.56	.49	.63	.78	35.6	10.4	2.86	.49	.65	.81	33.2	9.7	3.21	.50	.68	.84
	1400	660	41.5	12.2	2.30	.49	.65	.80	39.0	11.4	2.57	.50	.66	.82	36.6	10.7	2.87	.51	.69	.86	34.0	10.0	3.22	.52	.71	.90

HPXA19-036 - CH23-51 - FIRST STAGE HEATING CAPACITY

Indoor Coil Air Volume 70°F db (21°C db)		Air Temperature Entering Outdoor Coil											
		65°F (18°C)			60°F (16°C)			55°F (13°C)			50°F (10°C)		
		Total Heating Capacity	Comp. Motor kW Input	Total Heating Capacity	Comp. Motor kW Input	Total Heating Capacity	Comp. Motor kW Input	Total Heating Capacity	Comp. Motor kW Input	Total Heating Capacity	Comp. Motor kW Input	Total Heating Capacity	Comp. Motor kW Input
kBtuh	kW	kBtuh		kW		kBtuh		kW		kBtuh		kW	
800	380	29.3	8.6	1.75	27.3	8.0	1.70	25.2	7.4	1.65	23.1	6.8	1.60
900	425	29.8	8.7	1.68	27.8	8.1	1.63	25.7	7.5	1.58	23.6	6.9	1.53
1000	470	30.3	8.9	1.62	28.2	8.3	1.57	26.2	7.7	1.52	24.1	7.1	1.47

HPXA19-036 - CH23-51 - SECOND STAGE HEATING CAPACITY

Indoor Coil Air Volume 70°F db (21°C db)		Air Temperature Entering Outdoor Coil														
		65°F (18°C)			45°F (7°C)			25°F (-4°C)			5°F (-15°C)			-15°F (-26°C)		
		Total Heating Capacity	Comp. Motor kW Input	Total Heating Capacity	Comp. Motor kW Input	Total Heating Capacity	Comp. Motor kW Input	Total Heating Capacity	Comp. Motor kW Input	Total Heating Capacity	Comp. Motor kW Input	Total Heating Capacity	Comp. Motor kW Input			
kBtuh	kW	kBtuh		kW		kBtuh		kW		kBtuh		kW		kBtuh	kW	
1000	470	39.3	11.5	2.60	30.0	8.8	2.37	20.2	5.9	2.14	14.2	4.2	1.90			
1200	565	40.1	11.8	2.49	30.8	9.0	2.27	21.0	6.2	2.03	15.0	4.4	1.80			
1400	660	40.8	12.0	2.42	31.5	9.2	2.20	21.7	6.4	1.96	15.7	4.6	1.73			

HPXA19-036 - CH23-51 - HEATING PERFORMANCE at 1200 cfm (565 L/s) Indoor Coil Air Volume

*Outdoor Temperature		Compressor Motor kW Input	Total Output	
°F	°C		kBtuh	kW
65	18	2.49	40.1	11.8
60	16	2.44	38.0	11.1
55	13	2.39	35.8	10.5
50	10	2.34	33.7	9.9
47	8	2.30	32.5	9.5
45	7	2.27	30.8	9.0
40	4	2.18	26.7	7.8
35	2	2.08	22.6	6.6
30	-1	2.06	21.8	6.4
25	-4	2.03	21.0	6.2
20	-7	2.01	20.3	5.9
17	-8	1.99	19.8	5.8
15	-9	1.97	19.0	5.6
10	-12	1.92	16.9	5.0
5	-15	1.80	15.0	4.4
0	-18	1.68	13.2	3.9
-5	-21	1.56	11.4	3.3
-10	-23	1.44	9.6	2.8
-15	-26	1.32	7.8	2.3
-20	-29	1.20	5.9	1.7

HEATING AND COOLING RATINGS

3 TON (-036)

NOTE - For Temperatures and Capacities not shown in tables, see bulletin - Cooling Unit Rating Table Correction Factor Data in Miscellaneous Engineering Data section.

HPXA19-036 - CH23-65 - FIRST STAGE COOLING CAPACITY

Entering Wet Bulb Temperature	Total Air Volume		Outdoor Air Temperature Entering Outdoor Coil																							
			75°F (24°C)						85°F (29°C)						95°F (35°C)						105°F (41°C)					
			Total Cooling Capacity		Comp Motor kW Input	Sensible To Total Ratio (S/T) Dry Bulb			Total Cooling Capacity		Comp Motor kW Input	Sensible To Total Ratio (S/T) Dry Bulb			Total Cooling Capacity		Comp Motor kW Input	Sensible To Total Ratio (S/T) Dry Bulb			Total Cooling Capacity		Comp Motor kW Input	Sensible To Total Ratio (S/T) Dry Bulb		
			kBtuh	kW		75°F 24°C	80°F 27°C	85°F 29°C	kBtuh	kW		75°F 24°C	80°F 27°C	85°F 29°C	kBtuh	kW		75°F 24°C	80°F 27°C	85°F 29°C	kBtuh	kW		75°F 24°C	80°F 27°C	85°F 29°C
63°F (17°C)	800	380	26.4	7.7	1.21	.78	.93	1.00	25.0	7.3	1.41	.80	.95	1.00	23.6	6.9	1.63	.83	.98	1.00	22.2	6.5	1.90	.86	1.00	1.00
	900	425	27.2	8.0	1.22	.81	.96	1.00	25.8	7.6	1.41	.83	.99	1.00	24.6	7.2	1.64	.86	1.00	1.00	23.2	6.8	1.91	.90	1.00	1.00
	1000	470	28.0	8.2	1.22	.84	.99	1.00	26.8	7.9	1.42	.86	1.00	1.00	25.4	7.4	1.65	.90	1.00	1.00	24.0	7.0	1.91	.93	1.00	1.00
67°F (19°C)	800	380	28.2	8.3	1.22	.62	.76	.89	26.8	7.9	1.42	.63	.77	.92	25.4	7.4	1.65	.65	.80	.95	23.6	6.9	1.91	.66	.83	.98
	900	425	29.2	8.6	1.23	.64	.78	.93	27.6	8.1	1.43	.65	.81	.95	26.0	7.6	1.65	.67	.83	.99	24.2	7.1	1.92	.69	.87	1.00
	1000	470	29.8	8.7	1.23	.65	.81	.96	28.2	8.3	1.43	.67	.84	.99	26.4	7.7	1.66	.69	.87	1.00	24.6	7.2	1.92	.71	.90	1.00
71°F (22°C)	800	380	30.0	8.8	1.23	.47	.60	.73	28.6	8.4	1.43	.47	.61	.75	27.0	7.9	1.66	.48	.63	.77	25.2	7.4	1.92	.49	.65	.80
	900	425	31.0	9.1	1.24	.48	.62	.75	29.4	8.6	1.44	.48	.63	.78	27.8	8.1	1.66	.49	.65	.80	26.0	7.6	1.93	.50	.67	.84
	1000	470	31.8	9.3	1.25	.49	.64	.78	30.2	8.9	1.44	.49	.65	.81	28.2	8.3	1.67	.50	.67	.84	26.4	7.7	1.93	.51	.70	.87

HPXA19-036 - CH23-65 - SECOND STAGE COOLING CAPACITY

Entering Wet Bulb Temperature	Total Air Volume		Outdoor Air Temperature Entering Outdoor Coil																							
			85°F (29°C)						95°F (35°C)						105°F (41°C)						115°F (46°C)					
			Total Cooling Capacity		Comp Motor kW Input	Sensible To Total Ratio (S/T) Dry Bulb			Total Cooling Capacity		Comp Motor kW Input	Sensible To Total Ratio (S/T) Dry Bulb			Total Cooling Capacity		Comp Motor kW Input	Sensible To Total Ratio (S/T) Dry Bulb			Total Cooling Capacity		Comp Motor kW Input	Sensible To Total Ratio (S/T) Dry Bulb		
			kBtuh	kW		75°F 24°C	80°F 27°C	85°F 29°C	kBtuh	kW		75°F 24°C	80°F 27°C	85°F 29°C	kBtuh	kW		75°F 24°C	80°F 27°C	85°F 29°C	kBtuh	kW		75°F 24°C	80°F 27°C	85°F 29°C
63°F (17°C)	1000	470	34.8	10.2	2.23	.76	.90	1.00	32.8	9.6	2.50	.79	.93	1.00	30.8	9.0	2.80	.81	.96	1.00	28.6	8.4	3.14	.84	1.00	1.00
	1200	565	36.2	10.6	2.24	.81	.96	1.00	34.2	10.0	2.51	.83	.99	1.00	32.2	9.4	2.81	.86	1.00	1.00	30.2	8.9	3.16	.90	1.00	1.00
	1400	660	37.4	11.0	2.25	.85	1.00	1.00	35.6	10.4	2.53	.88	1.00	1.00	33.6	9.8	2.83	.91	1.00	1.00	31.4	9.2	3.18	.95	1.00	1.00
67°F (19°C)	1000	470	36.8	10.8	2.25	.61	.74	.87	35.0	10.3	2.52	.62	.76	.89	32.8	9.6	2.82	.64	.78	.93	30.4	8.9	3.17	.66	.82	.96
	1200	565	38.5	11.3	2.26	.64	.78	.93	36.2	10.6	2.53	.65	.81	.95	34.0	10.0	2.84	.67	.84	.99	31.4	9.2	3.18	.69	.87	1.00
	1400	660	39.5	11.6	2.28	.66	.83	.98	37.2	10.9	2.55	.68	.85	1.00	34.8	10.2	2.85	.70	.89	1.00	32.2	9.4	3.19	.73	.93	1.00
71°F (22°C)	1000	470	39.0	11.4	2.27	.46	.59	.71	37.0	10.8	2.54	.47	.61	.73	34.6	10.1	2.85	.48	.62	.76	32.2	9.4	3.19	.49	.64	.79
	1200	565	40.5	11.9	2.29	.47	.62	.76	38.5	11.3	2.56	.49	.64	.78	36.0	10.6	2.86	.49	.65	.81	33.4	9.8	3.21	.50	.68	.84
	1400	660	42.0	12.3	2.30	.49	.65	.80	39.5	11.6	2.57	.50	.67	.83	37.0	10.8	2.88	.51	.69	.86	34.2	10.0	3.22	.52	.72	.90

HPXA19-036 - CH23-65 - FIRST STAGE HEATING CAPACITY

Indoor Coil Air Volume 70°F db (21°C db)	Air Temperature Entering Outdoor Coil												
	65°F (18°C)			60°F (16°C)			55°F (13°C)			50°F (10°C)			
	cfm	L/s	Total Heating Capacity kBtuh	kW	Comp. Motor kW Input	kBtuh	kW	Comp. Motor kW Input	kBtuh	kW	Comp. Motor kW Input	kBtuh	kW
800	380	29.6	8.7	1.71	27.5	8.1	1.66	25.4	7.4	1.61	23.3	6.8	1.56
900	425	30.1	8.8	1.64	28.0	8.2	1.59	25.9	7.6	1.54	23.8	7.0	1.49
1000	470	30.6	9.0	1.58	28.5	8.4	1.54	26.4	7.7	1.49	24.3	7.1	1.44

HPXA19-036 - CH23-65 - SECOND STAGE HEATING CAPACITY

Indoor Coil Air Volume 70°F db (21°C db)	Air Temperature Entering Outdoor Coil															
	65°F (18°C)			45°F (7°C)			25°F (-4°C)			5°F (-15°C)			-15°F (-26°C)			
	cfm	L/s	Total Heating Capacity kBtuh	kW	Comp. Motor kW Input	kBtuh	kW	Comp. Motor kW Input	kBtuh	kW	Comp. Motor kW Input	kBtuh	kW	Comp. Motor kW Input	kBtuh	kW
1000	470	39.5	11.6	2.54	30.2	8.9	2.32	20.3	5.9	2.09	14.2	4.2	1.86	6.9	2.0	1.39
1200	565	40.4	11.8	2.44	31.1	9.1	2.22	21.2	6.2	1.99	15.1	4.4	1.76	7.8	2.3	1.29
1400	660	41.1	12.0	2.36	31.8	9.3	2.15	21.9	6.4	1.92	15.8	4.6	1.69	8.5	2.5	1.22

HPXA19-036 - CH23-65 - HEATING PERFORMANCE at 1200 cfm (565 L/s) Indoor Coil Air Volume

*Outdoor Temperature		Compressor Motor kW Input		Total Output	
°F	°C			kBtuh	kW
65	18	2.44		40.4	11.8
60	16	2.39		38.3	11.2
55	13	2.34		36.2	10.6
50	10	2.29		34.0	10.0
47	8	2.26		32.7	9.6
45	7	2.22		31.1	9.1
40	4	2.13		26.9	7.9
35	2	2.04		22.7	6.7
30	-1	2.02		21.9	6.4
25	-4	1.99		21.2	6.2
20	-7	1.97		20.4	6.0
17	-8	1.95		19.9	5.8
15	-9	1.93		19.1	5.6
10	-12	1.88		17.0	5.0
5	-15	1.76		15.1	4.4
0	-18	1.65		13.3	3.9
-5	-21	1.53		11.5	3.4
-10	-23	1.41		9.6	2.8
-15	-26	1.29		7.8	2.3
-20	-29	1.17		6.0	1.8

HEATING AND COOLING RATINGS

3 TON (-036)

NOTE - For Temperatures and Capacities not shown in tables, see bulletin - Cooling Unit Rating Table Correction Factor Data in Miscellaneous Engineering Data section.

HPXA19-036 - CH33-44/48B-2F - FIRST STAGE COOLING CAPACITY

Entering Wet Bulb Temperature	Total Air Volume		Outdoor Air Temperature Entering Outdoor Coil																							
			75°F (24°C)						85°F (29°C)						95°F (35°C)						105°F (41°C)					
			Total Cooling Capacity		Comp Motor kW Input	Sensible To Total Ratio (S/T) Dry Bulb			Total Cooling Capacity		Comp Motor kW Input	Sensible To Total Ratio (S/T) Dry Bulb			Total Cooling Capacity		Comp Motor kW Input	Sensible To Total Ratio (S/T) Dry Bulb			Total Cooling Capacity		Comp Motor kW Input	Sensible To Total Ratio (S/T) Dry Bulb		
			kBtuh	kW		75°F 24°C	80°F 27°C	85°F 29°C	kBtuh	kW		75°F 24°C	80°F 27°C	85°F 29°C	kBtuh	kW		75°F 24°C	80°F 27°C	85°F 29°C	kBtuh	kW		75°F 24°C	80°F 27°C	85°F 29°C
63°F (17°C)	800	380	26.6	7.8	1.21	.78	.93	1.00	25.2	7.4	1.41	.80	.95	1.00	23.8	7.0	1.64	.82	.98	1.00	22.2	6.5	1.90	.85	1.00	1.00
	900	425	27.4	8.0	1.22	.81	.96	1.00	26.0	7.6	1.41	.83	.99	1.00	24.4	7.2	1.64	.86	1.00	1.00	23.0	6.7	1.91	.89	1.00	1.00
	1000	470	28.0	8.2	1.22	.83	.99	1.00	26.6	7.8	1.42	.86	1.00	1.00	25.4	7.4	1.65	.89	1.00	1.00	23.8	7.0	1.91	.93	1.00	1.00
67°F (19°C)	800	380	28.6	8.4	1.22	.61	.75	.88	27.0	7.9	1.42	.63	.77	.91	25.4	7.4	1.65	.64	.79	.94	23.6	6.9	1.91	.66	.82	.98
	900	425	29.4	8.6	1.23	.63	.78	.92	27.8	8.1	1.43	.64	.80	.95	26.0	7.6	1.65	.66	.83	.99	24.2	7.1	1.92	.68	.86	1.00
	1000	470	30.0	8.8	1.24	.65	.81	.96	28.4	8.3	1.43	.66	.83	.99	26.6	7.8	1.66	.68	.86	1.00	24.8	7.3	1.92	.71	.90	1.00
71°F (22°C)	800	380	30.4	8.9	1.24	.47	.60	.72	28.8	8.4	1.43	.47	.61	.74	27.2	8.0	1.66	.48	.62	.76	25.4	7.4	1.92	.49	.64	.79
	900	425	31.4	9.2	1.24	.47	.61	.75	29.6	8.7	1.44	.48	.63	.77	27.8	8.1	1.67	.49	.65	.80	26.0	7.6	1.93	.50	.67	.83
	1000	470	32.0	9.4	1.25	.48	.63	.78	30.4	8.9	1.45	.49	.65	.80	28.4	8.3	1.67	.50	.67	.83	26.6	7.8	1.93	.51	.69	.87

HPXA19-036 - CH33-44/48B-2F - SECOND STAGE COOLING CAPACITY

Entering Wet Bulb Temperature	Total Air Volume		Outdoor Air Temperature Entering Outdoor Coil																							
			85°F (29°C)						95°F (35°C)						105°F (41°C)						115°F (46°C)					
			Total Cooling Capacity		Comp Motor kW Input	Sensible To Total Ratio (S/T) Dry Bulb			Total Cooling Capacity		Comp Motor kW Input	Sensible To Total Ratio (S/T) Dry Bulb			Total Cooling Capacity		Comp Motor kW Input	Sensible To Total Ratio (S/T) Dry Bulb			Total Cooling Capacity		Comp Motor kW Input	Sensible To Total Ratio (S/T) Dry Bulb		
			kBtuh	kW		75°F 24°C	80°F 27°C	85°F 29°C	kBtuh	kW		75°F 24°C	80°F 27°C	85°F 29°C	kBtuh	kW		75°F 24°C	80°F 27°C	85°F 29°C	kBtuh	kW		75°F 24°C	80°F 27°C	85°F 29°C
63°F (17°C)	1000	470	35.0	10.3	2.23	.76	.90	1.00	33.0	9.7	2.49	.78	.92	1.00	30.8	9.0	2.80	.80	.96	1.00	28.6	8.4	3.14	.83	.99	1.00
	1200	565	36.4	10.7	2.24	.80	.95	1.00	34.2	10.0	2.51	.82	.98	1.00	32.0	9.4	2.81	.85	1.00	1.00	30.0	8.8	3.16	.89	1.00	1.00
	1400	660	37.6	11.0	2.26	.84	1.00	1.00	35.6	10.4	2.53	.87	1.00	1.00	33.6	9.8	2.83	.90	1.00	1.00	31.4	9.2	3.18	.94	1.00	1.00
67°F (19°C)	1000	470	37.2	10.9	2.25	.60	.73	.86	35.2	10.3	2.52	.61	.75	.89	33.0	9.7	2.82	.63	.77	.92	30.4	8.9	3.17	.65	.81	.96
	1200	565	38.5	11.3	2.27	.63	.77	.92	36.6	10.7	2.54	.64	.80	.95	34.2	10.0	2.84	.66	.83	.98	31.6	9.3	3.18	.68	.86	1.00
	1400	660	40.0	11.7	2.28	.65	.81	.97	37.6	11.0	2.55	.67	.84	1.00	35.0	10.3	2.85	.69	.87	1.00	32.4	9.5	3.19	.72	.92	1.00
71°F (22°C)	1000	470	39.5	11.6	2.28	.46	.59	.71	37.2	10.9	2.55	.47	.60	.73	35.0	10.3	2.85	.47	.61	.75	32.4	9.5	3.20	.48	.63	.78
	1200	565	41.0	12.0	2.29	.48	.61	.75	39.0	11.4	2.56	.48	.63	.77	36.2	10.6	2.87	.49	.65	.80	33.6	9.8	3.21	.50	.67	.83
	1400	660	42.5	12.5	2.31	.49	.64	.79	40.0	11.7	2.58	.49	.66	.82	37.2	10.9	2.88	.50	.68	.85	34.4	10.1	3.23	.52	.70	.89

HPXA19-036 - CH33-44/48B-2F - FIRST STAGE HEATING CAPACITY

Indoor Coil Air Volume 70°F db (21°C db)		Air Temperature Entering Outdoor Coil											
		65°F (18°C)			60°F (16°C)			55°F (13°C)			50°F (10°C)		
		Total Heating Capacity	Comp. Motor kW Input	Total Heating Capacity	Comp. Motor kW Input	Total Heating Capacity	Comp. Motor kW Input	Total Heating Capacity	Comp. Motor kW Input	Total Heating Capacity	Comp. Motor kW Input	Total Heating Capacity	Comp. Motor kW Input
kBtuh	kW	kBtuh		kW		kBtuh		kW		kBtuh		kW	
800	380	29.1	8.5	1.79	27.1	7.9	1.73	25.0	7.3	1.68	23.0	6.7	1.63
900	425	29.7	8.7	1.72	27.6	8.1	1.66	25.5	7.5	1.61	23.5	6.9	1.56
1000	470	30.1	8.8	1.65	28.1	8.2	1.60	26.0	7.6	1.54	24.0	7.0	1.49

HPXA19-036 - CH33-44/48B-2F - SECOND STAGE HEATING CAPACITY

Indoor Coil Air Volume 70°F db (21°C db)		Air Temperature Entering Outdoor Coil														
		65°F (18°C)			45°F (7°C)			25°F (-4°C)			5°F (-15°C)			-15°F (-26°C)		
		Total Heating Capacity	Comp. Motor kW Input	Total Heating Capacity	Comp. Motor kW Input	Total Heating Capacity	Comp. Motor kW Input	Total Heating Capacity	Comp. Motor kW Input	Total Heating Capacity	Comp. Motor kW Input	Total Heating Capacity	Comp. Motor kW Input			
kBtuh	kW	kBtuh		kW		kBtuh		kW		kBtuh		kW		kBtuh	kW	
1000	470	39.0	11.4	2.65	29.8	8.7	2.41	20.1	5.9	2.16	14.1	4.1	1.92			
1200	565	39.9	11.7	2.54	30.7	9.0	2.30	21.0	6.2	2.05	15.0	4.4	1.81			
1400	660	40.6	11.9	2.45	31.4	9.2	2.21	21.7	6.4	1.97	15.7	4.6	1.72			

HPXA19-036 - CH33-44/48B-2F - HEATING PERFORMANCE at 1200 cfm (565 L/s) Indoor Coil Air Volume

*Outdoor Temperature		Compressor Motor kW Input	Total Output	
°F	°C		kBtuh	kW
65	18	2.54	39.9	11.7
60	16	2.48	37.8	11.1
55	13	2.43	35.7	10.5
50	10	2.37	33.6	9.8
47	8	2.34	32.3	9.5
45	7	2.30	30.7	9.0
40	4	2.20	26.6	7.8
35	2	2.11	22.5	6.6
30	-1	2.08	21.7	6.4
25	-4	2.05	21.0	6.2
20	-7	2.02	20.2	5.9
17	-8	2.01	19.8	5.8
15	-9	1.98	18.9	5.5
10	-12	1.93	16.8	4.9
5	-15	1.81	15.0	4.4
0	-18	1.69	13.2	3.9
-5	-21	1.57	11.4	3.3
-10	-23	1.45	9.6	2.8
-15	-26	1.33	7.7	2.3
-20	-29	1.20	5.9	1.7

HEATING AND COOLING RATINGS

3 TON (-036)

NOTE - For Temperatures and Capacities not shown in tables, see bulletin - Cooling Unit Rating Table Correction Factor Data in Miscellaneous Engineering Data section.

HPXA19-036 - CH33-48C-2F - FIRST STAGE COOLING CAPACITY

Entering Wet Bulb Temperature	Total Air Volume		Outdoor Air Temperature Entering Outdoor Coil																							
			75°F (24°C)						85°F (29°C)						95°F (35°C)						105°F (41°C)					
			Total Cooling Capacity		Comp Motor kW Input	Sensible To Total Ratio (S/T) Dry Bulb			Total Cooling Capacity		Comp Motor kW Input	Sensible To Total Ratio (S/T) Dry Bulb			Total Cooling Capacity		Comp Motor kW Input	Sensible To Total Ratio (S/T) Dry Bulb			Total Cooling Capacity		Comp Motor kW Input	Sensible To Total Ratio (S/T) Dry Bulb		
			kBtuh	kW		75°F 24°C	80°F 27°C	85°F 29°C	kBtuh	kW		75°F 24°C	80°F 27°C	85°F 29°C	kBtuh	kW		75°F 24°C	80°F 27°C	85°F 29°C	kBtuh	kW		75°F 24°C	80°F 27°C	85°F 29°C
63°F (17°C)	800	380	26.8	7.9	1.21	.78	.92	1.00	25.2	7.4	1.41	.80	.95	1.00	23.8	7.0	1.64	.82	.98	1.00	22.2	6.5	1.90	.85	1.00	1.00
	900	425	27.6	8.1	1.22	.81	.96	1.00	26.0	7.6	1.41	.83	.99	1.00	24.6	7.2	1.64	.86	1.00	1.00	23.2	6.8	1.91	.89	1.00	1.00
	1000	470	28.2	8.3	1.22	.83	.99	1.00	26.8	7.9	1.42	.86	1.00	1.00	25.4	7.4	1.65	.89	1.00	1.00	24.0	7.0	1.91	.93	1.00	1.00
67°F (19°C)	800	380	28.6	8.4	1.22	.62	.75	.88	27.2	8.0	1.42	.63	.77	.91	25.4	7.4	1.65	.64	.79	.94	23.8	7.0	1.91	.66	.82	.98
	900	425	29.4	8.6	1.23	.63	.78	.92	27.8	8.1	1.43	.65	.80	.95	26.2	7.7	1.65	.66	.83	.98	24.4	7.2	1.92	.68	.86	1.00
	1000	470	30.2	8.9	1.24	.65	.81	.96	28.4	8.3	1.43	.67	.83	.98	26.8	7.9	1.66	.68	.86	1.00	24.8	7.3	1.92	.70	.90	1.00
71°F (22°C)	800	380	30.6	9.0	1.24	.47	.60	.72	29.0	8.5	1.44	.48	.61	.74	27.2	8.0	1.66	.48	.63	.76	25.4	7.4	1.92	.49	.64	.79
	900	425	31.4	9.2	1.24	.48	.62	.75	29.8	8.7	1.44	.49	.63	.77	28.0	8.2	1.67	.49	.65	.80	26.2	7.7	1.93	.50	.67	.83
	1000	470	32.0	9.4	1.25	.49	.64	.78	30.4	8.9	1.45	.50	.65	.80	28.6	8.4	1.67	.50	.67	.83	26.6	7.8	1.93	.51	.69	.86

HPXA19-036 - CH33-48C-2F - SECOND STAGE COOLING CAPACITY

Entering Wet Bulb Temperature	Total Air Volume		Outdoor Air Temperature Entering Outdoor Coil																							
			85°F (29°C)						95°F (35°C)						105°F (41°C)						115°F (46°C)					
			Total Cooling Capacity		Comp Motor kW Input	Sensible To Total Ratio (S/T) Dry Bulb			Total Cooling Capacity		Comp Motor kW Input	Sensible To Total Ratio (S/T) Dry Bulb			Total Cooling Capacity		Comp Motor kW Input	Sensible To Total Ratio (S/T) Dry Bulb			Total Cooling Capacity		Comp Motor kW Input	Sensible To Total Ratio (S/T) Dry Bulb		
			kBtuh	kW		75°F 24°C	80°F 27°C	85°F 29°C	kBtuh	kW		75°F 24°C	80°F 27°C	85°F 29°C	kBtuh	kW		75°F 24°C	80°F 27°C	85°F 29°C	kBtuh	kW		75°F 24°C	80°F 27°C	85°F 29°C
63°F (17°C)	1000	470	35.2	10.3	2.23	.76	.89	1.00	33.2	9.7	2.50	.78	.92	1.00	31.0	9.1	2.80	.80	.95	1.00	28.6	8.4	3.14	.83	.99	1.00
	1200	565	36.6	10.7	2.24	.80	.95	1.00	34.4	10.1	2.51	.82	.98	1.00	32.2	9.4	2.81	.85	1.00	1.00	30.2	8.9	3.16	.89	1.00	1.00
	1400	660	37.8	11.1	2.26	.84	1.00	1.00	35.6	10.4	2.53	.87	1.00	1.00	33.6	9.8	2.83	.90	1.00	1.00	31.4	9.2	3.18	.94	1.00	1.00
67°F (19°C)	1000	470	37.4	11.0	2.25	.61	.73	.86	35.2	10.3	2.52	.62	.75	.88	33.0	9.7	2.83	.63	.77	.92	30.6	9.0	3.17	.65	.80	.95
	1200	565	39.0	11.4	2.27	.63	.77	.91	36.6	10.7	2.54	.64	.80	.94	34.2	10.0	2.84	.66	.82	.98	31.6	9.3	3.18	.68	.86	1.00
	1400	660	40.0	11.7	2.28	.66	.81	.97	37.4	11.0	2.55	.67	.84	.99	35.2	10.3	2.85	.69	.87	1.00	32.4	9.5	3.19	.72	.91	1.00
71°F (22°C)	1000	470	39.5	11.6	2.28	.47	.59	.71	37.4	11.0	2.55	.47	.60	.73	35.0	10.3	2.85	.48	.62	.75	32.6	9.6	3.19	.49	.63	.78
	1200	565	41.0	12.0	2.29	.48	.62	.75	39.0	11.4	2.57	.49	.63	.77	36.4	10.7	2.87	.49	.65	.80	33.6	9.8	3.21	.50	.67	.83
	1400	660	42.5	12.5	2.31	.49	.64	.79	40.0	11.7	2.58	.50	.66	.82	37.4	11.0	2.88	.51	.68	.85	34.6	10.1	3.23	.52	.71	.89

HPXA19-036 - CH33-48C-2F - FIRST STAGE HEATING CAPACITY

Indoor Coil Air Volume 70°F db (21°C db)	Air Temperature Entering Outdoor Coil												
	65°F (18°C)			60°F (16°C)			55°F (13°C)			50°F (10°C)			
	cfm	L/s	Total Heating Capacity kBtuh	kW	Comp. Motor kW Input	kBtuh	kW	Comp. Motor kW Input	kBtuh	kW	Comp. Motor kW Input	kBtuh	kW
800	380	29.1	8.5	1.79	27.1	7.9	1.73	25.0	7.3	1.68	23.0	6.7	1.63
900	425	29.7	8.7	1.72	27.6	8.1	1.66	25.5	7.5	1.61	23.5	6.9	1.56
1000	470	30.1	8.8	1.65	28.1	8.2	1.60	26.0	7.6	1.54	24.0	7.0	1.49

HPXA19-036 - CH33-48C-2F - SECOND STAGE HEATING CAPACITY

Indoor Coil Air Volume 70°F db (21°C db)	Air Temperature Entering Outdoor Coil															
	65°F (18°C)			45°F (7°C)			25°F (-4°C)			5°F (-15°C)			-15°F (-26°C)			
	cfm	L/s	Total Heating Capacity kBtuh	kW	Comp. Motor kW Input	kBtuh	kW	Comp. Motor kW Input	kBtuh	kW	Comp. Motor kW Input	kBtuh	kW	Comp. Motor kW Input	kBtuh	kW
1000	470	39.0	11.4	2.65	29.8	8.7	2.41	20.1	5.9	2.16	14.1	4.1	1.92	6.8	2.0	1.44
1200	565	39.9	11.7	2.54	30.7	9.0	2.30	21.0	6.2	2.05	15.0	4.4	1.81	7.7	2.3	1.33
1400	660	40.6	11.9	2.45	31.4	9.2	2.21	21.7	6.4	1.97	15.7	4.6	1.72	8.4	2.5	1.24

HPXA19-036 - CH33-48C-2F - HEATING PERFORMANCE at 1200 cfm (565 L/s) Indoor Coil Air Volume

*Outdoor Temperature		Compressor Motor kW Input	Total Output	
°F	°C		kBtuh	kW
65	18	2.54	39.9	11.7
60	16	2.48	37.8	11.1
55	13	2.43	35.7	10.5
50	10	2.37	33.6	9.8
47	8	2.34	32.3	9.5
45	7	2.30	30.7	9.0
40	4	2.20	26.6	7.8
35	2	2.11	22.5	6.6
30	-1	2.08	21.7	6.4
25	-4	2.05	21.0	6.2
20	-7	2.02	20.2	5.9
17	-8	2.01	19.8	5.8
15	-9	1.98	18.9	5.5
10	-12	1.93	16.8	4.9
5	-15	1.81	15.0	4.4
0	-18	1.69	13.2	3.9
-5	-21	1.57	11.4	3.3
-10	-23	1.45	9.6	2.8
-15	-26	1.33	7.7	2.3
-20	-29	1.20	5.9	1.7

HEATING AND COOLING RATINGS

3 TON (-036)

NOTE - For Temperatures and Capacities not shown in tables, see bulletin - Cooling Unit Rating Table Correction Factor Data in Miscellaneous Engineering Data section.

HPXA19-036 - CH33-44/48B-2F with G61MPV-36B-070 - FIRST STAGE COOLING CAPACITY

Entering Wet Bulb Temperature	Total Air Volume		Outdoor Air Temperature Entering Outdoor Coil																							
			75°F (24°C)						85°F (29°C)						95°F (35°C)						105°F (41°C)					
			Total Cooling Capacity		Comp Motor kW Input	Sensible To Total Ratio (S/T) Dry Bulb			Total Cooling Capacity		Comp Motor kW Input	Sensible To Total Ratio (S/T) Dry Bulb			Total Cooling Capacity		Comp Motor kW Input	Sensible To Total Ratio (S/T) Dry Bulb			Total Cooling Capacity		Comp Motor kW Input	Sensible To Total Ratio (S/T) Dry Bulb		
			kBtuh	kW		75°F 24°C	80°F 27°C	85°F 29°C	kBtuh	kW		75°F 24°C	80°F 27°C	85°F 29°C	kBtuh	kW		75°F 24°C	80°F 27°C	85°F 29°C	kBtuh	kW		75°F 24°C	80°F 27°C	85°F 29°C
63°F (17°C)	595	280	24.6	7.2	1.20	.72	.84	.96	23.2	6.8	1.40	.73	.86	.98	21.8	6.4	1.62	.75	.88	1.00	20.4	6.0	1.89	.77	.91	1.00
	750	355	26.2	7.7	1.21	.75	.89	1.00	24.8	7.3	1.41	.77	.92	1.00	23.2	6.8	1.63	.79	.95	1.00	21.6	6.3	1.90	.82	.99	1.00
	900	425	27.4	8.0	1.22	.80	.95	1.00	25.8	7.6	1.41	.82	.98	1.00	24.4	7.2	1.64	.85	1.00	1.00	23.0	6.7	1.91	.88	1.00	1.00
67°F (19°C)	595	280	26.2	7.7	1.21	.57	.69	.80	25.0	7.3	1.41	.58	.70	.82	23.6	6.9	1.63	.59	.72	.84	22.0	6.4	1.90	.60	.74	.87
	750	355	28.0	8.2	1.22	.59	.73	.85	26.6	7.8	1.42	.60	.74	.88	25.0	7.3	1.64	.62	.76	.91	23.4	6.9	1.91	.63	.79	.95
	900	425	29.4	8.6	1.23	.62	.77	.91	27.8	8.1	1.43	.64	.79	.94	26.0	7.6	1.65	.65	.82	.98	24.2	7.1	1.92	.67	.85	1.00
71°F (22°C)	595	280	28.0	8.2	1.22	.45	.55	.66	26.6	7.8	1.42	.45	.56	.67	25.2	7.4	1.64	.45	.57	.69	23.6	6.9	1.91	.46	.58	.71
	750	355	29.8	8.7	1.23	.45	.58	.70	28.4	8.3	1.43	.46	.59	.71	26.6	7.8	1.66	.46	.60	.74	25.0	7.3	1.92	.47	.62	.76
	900	425	31.2	9.1	1.24	.47	.61	.74	29.6	8.7	1.44	.47	.62	.76	27.8	8.1	1.67	.48	.64	.79	26.0	7.6	1.93	.49	.66	.82

HPXA19-036 - CH33-44/48B-2F with G61MPV-36B-070 - SECOND STAGE COOLING CAPACITY

Entering Wet Bulb Temperature	Total Air Volume		Outdoor Air Temperature Entering Outdoor Coil																							
			85°F (29°C)						95°F (35°C)						105°F (41°C)						115°F (46°C)					
			Total Cooling Capacity		Comp Motor kW Input	Sensible To Total Ratio (S/T) Dry Bulb			Total Cooling Capacity		Comp Motor kW Input	Sensible To Total Ratio (S/T) Dry Bulb			Total Cooling Capacity		Comp Motor kW Input	Sensible To Total Ratio (S/T) Dry Bulb			Total Cooling Capacity		Comp Motor kW Input	Sensible To Total Ratio (S/T) Dry Bulb		
			kBtuh	kW		75°F 24°C	80°F 27°C	85°F 29°C	kBtuh	kW		75°F 24°C	80°F 27°C	85°F 29°C	kBtuh	kW		75°F 24°C	80°F 27°C	85°F 29°C	kBtuh	kW		75°F 24°C	80°F 27°C	85°F 29°C
63°F (17°C)	975	460	34.6	10.1	2.22	.75	.88	1.00	32.6	9.6	2.49	.77	.91	1.00	30.6	9.0	2.79	.79	.94	1.00	28.2	8.3	3.13	.82	.98	1.00
	1185	560	36.2	10.6	2.24	.79	.94	1.00	34.0	10.0	2.51	.81	.98	1.00	31.8	9.3	2.81	.84	1.00	1.00	29.8	8.7	3.16	.88	1.00	1.00
	1435	675	37.8	11.1	2.26	.85	1.00	1.00	35.8	10.5	2.53	.88	1.00	1.00	33.8	9.9	2.83	.91	1.00	1.00	31.6	9.3	3.18	.95	1.00	1.00
67°F (19°C)	975	460	37.0	10.8	2.25	.59	.72	.85	34.8	10.2	2.52	.60	.74	.87	32.6	9.6	2.82	.62	.76	.90	30.2	8.9	3.16	.64	.79	.94
	1185	560	38.5	11.3	2.27	.62	.77	.91	36.4	10.7	2.54	.64	.79	.94	34.0	10.0	2.84	.65	.82	.98	31.4	9.2	3.18	.67	.85	1.00
	1435	675	40.0	11.7	2.28	.66	.82	.98	37.6	11.0	2.55	.68	.85	1.00	35.2	10.3	2.85	.70	.88	1.00	32.4	9.5	3.20	.72	.93	1.00
71°F (22°C)	975	460	39.0	11.4	2.27	.45	.58	.69	37.0	10.8	2.54	.46	.59	.71	34.6	10.1	2.85	.47	.60	.74	32.2	9.4	3.19	.47	.62	.76
	1185	560	41.0	12.0	2.29	.47	.61	.74	38.5	11.3	2.56	.48	.62	.76	36.0	10.6	2.87	.48	.64	.79	33.4	9.8	3.21	.49	.66	.83
	1435	675	42.5	12.5	2.31	.49	.64	.80	40.0	11.7	2.58	.50	.66	.83	37.4	11.0	2.89	.51	.68	.86	34.6	10.1	3.23	.52	.71	.90

HPXA19-036 - CH33-44/48B-2F with G61MPV-36B-070 - FIRST STAGE HEATING CAPACITY

Indoor Coil Air Volume 70°F db (21°C db)		Air Temperature Entering Outdoor Coil											
		65°F (18°C)			60°F (16°C)			55°F (13°C)			50°F (10°C)		
		Total Heating Capacity	Comp. Motor kW Input	Total Heating Capacity	Comp. Motor kW Input	Total Heating Capacity	Comp. Motor kW Input	Total Heating Capacity	Comp. Motor kW Input	Total Heating Capacity	Comp. Motor kW Input	Total Heating Capacity	Comp. Motor kW Input
kBtuh	kW	kBtuh		kW		kBtuh		kW		kBtuh		kW	
595	280	27.4	8.0	1.99	25.5	7.5	1.93	23.5	6.9	1.87	21.5	6.3	1.80
750	355	28.4	8.3	1.80	26.4	7.7	1.74	24.5	7.2	1.67	22.5	6.6	1.61
900	425	29.4	8.6	1.68	27.4	8.0	1.62	25.4	7.4	1.56	23.4	6.9	1.49

HPXA19-036 - CH33-44/48B-2F with G61MPV-36B-070 - SECOND STAGE HEATING CAPACITY

Indoor Coil Air Volume 70°F db (21°C db)		Air Temperature Entering Outdoor Coil														
		65°F (18°C)			45°F (7°C)			25°F (-4°C)			5°F (-15°C)			-15°F (-26°C)		
		Total Heating Capacity	Comp. Motor kW Input	Total Heating Capacity	Comp. Motor kW Input	Total Heating Capacity	Comp. Motor kW Input	Total Heating Capacity	Comp. Motor kW Input	Total Heating Capacity	Comp. Motor kW Input	Total Heating Capacity	Comp. Motor kW Input			
kBtuh	kW	kBtuh		kW		kBtuh		kW		kBtuh		kW		kBtuh	kW	
975	460	38.8	11.4	2.60	29.6	8.7	2.37	19.8	5.8	2.13	13.8	4.0	1.89			
1185	560	39.8	11.7	2.49	30.6	9.0	2.26	20.8	6.1	2.02	14.8	4.3	1.78			
1435	680	41.0	12.0	2.39	31.8	9.3	2.16	22.0	6.4	1.92	16.0	4.7	1.68			

HPXA19-036 - CH33-44/48B-2F with G61MPV-36B-070 - HEATING PERFORMANCE at 1185 cfm (560 L/s) Indoor Coil Air Volume

*Outdoor Temperature		Compressor Motor kW Input	Total Output	
°F	°C		kBtuh	kW
65	18	2.49	39.8	11.7
60	16	2.44	37.7	11.0
55	13	2.38	35.6	10.4
50	10	2.33	33.5	9.8
47	8	2.30	32.2	9.4
45	7	2.26	30.6	9.0
40	4	2.16	26.5	7.8
35	2	2.07	22.4	6.6
30	-1	2.04	21.6	6.3
25	-4	2.02	20.8	6.1
20	-7	1.99	20.0	5.9
17	-8	1.97	19.5	5.7
15	-9	1.95	18.7	5.5
10	-12	1.90	16.6	4.9
5	-15	1.78	14.8	4.3
0	-18	1.66	13.0	3.8
-5	-21	1.54	11.2	3.3
-10	-23	1.42	9.4	2.8
-15	-26	1.30	7.6	2.2
-20	-29	1.18	5.9	1.7

HEATING AND COOLING RATINGS

3 TON (-036)

NOTE - For Temperatures and Capacities not shown in tables, see bulletin - Cooling Unit Rating Table Correction Factor Data in Miscellaneous Engineering Data section.

HPXA19-036 - CH33-48C-2F with G61MPV-36C-090 - FIRST STAGE COOLING CAPACITY

Entering Wet Bulb Temperature	Total Air Volume		Outdoor Air Temperature Entering Outdoor Coil																							
			75°F (24°C)						85°F (29°C)						95°F (35°C)						105°F (41°C)					
			Total Cooling Capacity		Comp Motor kW Input	Sensible To Total Ratio (S/T) Dry Bulb			Total Cooling Capacity		Comp Motor kW Input	Sensible To Total Ratio (S/T) Dry Bulb			Total Cooling Capacity		Comp Motor kW Input	Sensible To Total Ratio (S/T) Dry Bulb			Total Cooling Capacity		Comp Motor kW Input	Sensible To Total Ratio (S/T) Dry Bulb		
			kBtuh	kW		75°F 24°C	80°F 27°C	85°F 29°C	kBtuh	kW		75°F 24°C	80°F 27°C	85°F 29°C	kBtuh	kW		75°F 24°C	80°F 27°C	85°F 29°C	kBtuh	kW		75°F 24°C	80°F 27°C	85°F 29°C
63°F (17°C)	595	280	24.6	7.2	1.20	.72	.84	.96	23.2	6.8	1.40	.73	.86	.98	22.0	6.4	1.62	.75	.88	1.00	20.4	6.0	1.89	.77	.91	1.00
	750	355	26.2	7.7	1.21	.76	.89	1.00	24.8	7.3	1.41	.77	.92	1.00	23.2	6.8	1.63	.79	.95	1.00	21.6	6.3	1.90	.82	.99	1.00
	900	425	27.4	8.0	1.22	.80	.95	1.00	26.0	7.6	1.41	.82	.98	24.4	7.2	1.64	.85	1.00	1.00	23.0	6.7	1.91	.88	1.00	1.00	
67°F (19°C)	595	280	26.2	7.7	1.21	.58	.69	.80	25.0	7.3	1.41	.59	.70	.82	23.6	6.9	1.63	.59	.72	.84	22.0	6.4	1.90	.60	.74	.87
	750	355	28.0	8.2	1.22	.60	.73	.86	26.6	7.8	1.42	.61	.75	.88	25.0	7.3	1.64	.62	.77	.91	23.2	6.8	1.91	.63	.79	.94
	900	425	29.4	8.6	1.23	.63	.77	.91	27.8	8.1	1.43	.64	.79	.94	26.0	7.6	1.65	.66	.82	.98	24.2	7.1	1.92	.67	.85	1.00
71°F (22°C)	595	280	28.0	8.2	1.22	.45	.56	.66	26.6	7.8	1.42	.45	.57	.68	25.2	7.4	1.64	.46	.58	.69	23.6	6.9	1.91	.46	.59	.71
	750	355	29.8	8.7	1.23	.46	.58	.70	28.4	8.3	1.43	.46	.59	.72	26.6	7.8	1.66	.47	.60	.74	25.0	7.3	1.92	.47	.62	.76
	900	425	31.2	9.1	1.24	.47	.61	.75	29.6	8.7	1.44	.48	.62	.76	27.8	8.1	1.66	.48	.64	.79	26.0	7.6	1.93	.49	.66	.82

HPXA19-036 - CH33-48C-2F with G61MPV-36C-090 - SECOND STAGE COOLING CAPACITY

Entering Wet Bulb Temperature	Total Air Volume		Outdoor Air Temperature Entering Outdoor Coil																							
			85°F (29°C)						95°F (35°C)						105°F (41°C)						115°F (46°C)					
			Total Cooling Capacity		Comp Motor kW Input	Sensible To Total Ratio (S/T) Dry Bulb			Total Cooling Capacity		Comp Motor kW Input	Sensible To Total Ratio (S/T) Dry Bulb			Total Cooling Capacity		Comp Motor kW Input	Sensible To Total Ratio (S/T) Dry Bulb			Total Cooling Capacity		Comp Motor kW Input	Sensible To Total Ratio (S/T) Dry Bulb		
			kBtuh	kW		75°F 24°C	80°F 27°C	85°F 29°C	kBtuh	kW		75°F 24°C	80°F 27°C	85°F 29°C	kBtuh	kW		75°F 24°C	80°F 27°C	85°F 29°C	kBtuh	kW		75°F 24°C	80°F 27°C	85°F 29°C
63°F (17°C)	975	460	34.8	10.2	2.23	.75	.88	1.00	32.8	9.6	2.49	.77	.91	1.00	30.6	9.0	2.80	.79	.94	1.00	28.4	8.3	3.14	.82	.98	1.00
	1185	560	36.4	10.7	2.24	.79	.94	1.00	34.2	10.0	2.51	.81	.97	1.00	32.0	9.4	2.81	.84	1.00	1.00	30.0	8.8	3.16	.88	1.00	1.00
	1435	675	37.8	11.1	2.26	.85	1.00	1.00	36.0	10.6	2.53	.87	1.00	1.00	33.8	9.9	2.83	.91	1.00	1.00	31.8	9.3	3.18	.95	1.00	1.00
67°F (19°C)	975	460	37.0	10.8	2.25	.60	.72	.85	35.0	10.3	2.52	.61	.74	.87	32.8	9.6	2.82	.62	.76	.90	30.4	8.9	3.16	.64	.79	.94
	1185	560	38.5	11.3	2.27	.62	.77	.91	36.4	10.7	2.54	.64	.79	.94	34.2	10.0	2.84	.65	.82	.97	31.4	9.2	3.18	.67	.85	1.00
	1435	675	40.0	11.7	2.29	.66	.82	.97	37.8	11.1	2.55	.68	.85	1.00	35.2	10.3	2.85	.70	.88	1.00	32.6	9.6	3.20	.72	.92	1.00
71°F (22°C)	975	460	39.0	11.4	2.27	.46	.58	.70	37.0	10.8	2.55	.47	.59	.72	34.8	10.2	2.85	.47	.61	.74	32.2	9.4	3.19	.48	.62	.76
	1185	560	41.0	12.0	2.29	.48	.61	.74	38.5	11.3	2.56	.48	.62	.76	36.2	10.6	2.87	.49	.64	.79	33.6	9.8	3.21	.50	.66	.83
	1435	675	42.5	12.5	2.31	.49	.65	.80	40.0	11.7	2.58	.50	.66	.82	37.6	11.0	2.89	.51	.69	.86	34.6	10.1	3.23	.52	.71	.90

HPXA19-036 - CH33-48C-2F with G61MPV-36C-090 - FIRST STAGE HEATING CAPACITY

Indoor Coil Air Volume 70°F db (21°C db)	Air Temperature Entering Outdoor Coil												
	65°F (18°C)			60°F (16°C)			55°F (13°C)			50°F (10°C)			
	cfm	L/s	Total Heating Capacity kBtuh	kW	Comp. Motor kW Input	Total Heating Capacity kBtuh	kW	Comp. Motor kW Input	Total Heating Capacity kBtuh	kW	Comp. Motor kW Input	Total Heating Capacity kBtuh	kW
595	280	27.3	8.0	2.02	25.3	7.4	1.95	23.4	6.9	1.88	21.5	6.3	1.81
750	355	28.1	8.2	1.85	26.2	7.7	1.78	24.2	7.1	1.71	22.3	6.5	1.64
900	425	29.2	8.6	1.72	27.3	8.0	1.65	25.3	7.4	1.58	23.4	6.9	1.51

HPXA19-036 - CH33-48C-2F with G61MPV-36C-090 - SECOND STAGE HEATING CAPACITY

Indoor Coil Air Volume 70°F db (21°C db)	Air Temperature Entering Outdoor Coil														
	65°F (18°C)			45°F (7°C)			25°F (-4°C)			5°F (-15°C)			-15°F (-26°C)		
	cfm	L/s	Total Heating Capacity kBtuh	kW	Comp. Motor kW Input	Total Heating Capacity kBtuh	kW	Comp. Motor kW Input	Total Heating Capacity kBtuh	kW	Comp. Motor kW Input	Total Heating Capacity kBtuh	kW	Comp. Motor kW Input	
975	460	38.5	11.3	2.66	29.3	8.6	2.42	19.7	5.8	2.17	13.7	4.0	1.93		
1185	560	39.5	11.6	2.54	30.3	8.9	2.30	20.7	6.1	2.05	14.7	4.3	1.81		
1435	680	40.7	11.9	2.44	31.5	9.2	2.20	21.9	6.4	1.95	15.9	4.7	1.71		

HPXA19-036 - CH33-48C-2F with G61MPV-36C-090 - HEATING PERFORMANCE AT 1185 cfm (560 L/s) Indoor Coil Air Volume

*Outdoor Temperature		Compressor Motor kW Input		Total Output	
°F	°C	kW	kW	kBtuh	kW
65	18	2.54	2.54	39.5	11.6
60	16	2.48	2.48	37.4	11.0
55	13	2.43	2.43	35.3	10.3
50	10	2.37	2.37	33.2	9.7
47	8	2.34	2.34	32.0	9.4
45	7	2.30	2.30	30.3	8.9
40	4	2.20	2.20	26.3	7.7
35	2	2.11	2.11	22.2	6.5
30	-1	2.08	2.08	21.4	6.3
25	-4	2.05	2.05	20.7	6.1
20	-7	2.02	2.02	19.9	5.8
17	-8	2.00	2.00	19.4	5.7
15	-9	1.98	1.98	18.6	5.5
10	-12	1.93	1.93	16.5	4.8
5	-15	1.81	1.81	14.7	4.3
0	-18	1.69	1.69	12.9	3.8
-5	-21	1.57	1.57	11.2	3.3
-10	-23	1.44	1.44	9.4	2.8
-15	-26	1.32	1.32	7.6	2.2
-20	-29	1.20	1.20	5.8	1.7

HEATING AND COOLING RATINGS

3 TON (-036)

NOTE - For Temperatures and Capacities not shown in tables, see bulletin - Cooling Unit Rating Table Correction Factor Data in Miscellaneous Engineering Data section.

HPXA19-036 - CH33-44/48B-2F with G60UHV-36B-090 - FIRST STAGE COOLING CAPACITY

Entering Wet Bulb Temperature	Total Air Volume		Outdoor Air Temperature Entering Outdoor Coil																							
			75°F (24°C)						85°F (29°C)						95°F (35°C)						105°F (41°C)					
			Total Cooling Capacity		Comp Motor kW Input	Sensible To Total Ratio (S/T) Dry Bulb			Total Cooling Capacity		Comp Motor kW Input	Sensible To Total Ratio (S/T) Dry Bulb			Total Cooling Capacity		Comp Motor kW Input	Sensible To Total Ratio (S/T) Dry Bulb			Total Cooling Capacity		Comp Motor kW Input	Sensible To Total Ratio (S/T) Dry Bulb		
			kBtuh	kW		75°F 24°C	80°F 27°C	85°F 29°C	kBtuh	kW		75°F 24°C	80°F 27°C	85°F 29°C	kBtuh	kW		75°F 24°C	80°F 27°C	85°F 29°C	kBtuh	kW		75°F 24°C	80°F 27°C	85°F 29°C
63°F (17°C)	705	335	25.8	7.6	1.21	.75	.88	1.00	24.4	7.2	1.40	.76	.90	1.00	23.0	6.7	1.63	.78	.93	1.00	21.4	6.3	1.90	.81	.97	1.00
	820	385	26.8	7.9	1.21	.78	.92	1.00	25.2	7.4	1.41	.80	.95	1.00	23.8	7.0	1.64	.82	.98	1.00	22.2	6.5	1.90	.85	1.00	1.00
	915	430	27.6	8.1	1.22	.80	.96	1.00	26.0	7.6	1.41	.83	.99	1.00	24.6	7.2	1.64	.85	1.00	1.00	23.0	6.8	1.91	.89	1.00	1.00
67°F (19°C)	705	335	27.6	8.1	1.22	.59	.72	.84	26.2	7.7	1.42	.60	.74	.86	24.6	7.2	1.64	.61	.75	.89	23.0	6.7	1.91	.63	.78	.93
	820	385	28.8	8.4	1.23	.61	.75	.88	27.2	8.0	1.42	.62	.77	.91	25.6	7.5	1.65	.64	.79	.94	23.8	7.0	1.91	.65	.82	.98
	915	430	29.4	8.6	1.23	.63	.78	.92	27.8	8.1	1.43	.64	.80	.95	26.2	7.7	1.65	.66	.82	.98	24.4	7.2	1.92	.68	.86	1.00
71°F (22°C)	705	335	29.4	8.6	1.23	.46	.58	.69	28.0	8.2	1.43	.46	.59	.71	26.4	7.7	1.65	.47	.60	.73	24.6	7.2	1.92	.47	.61	.75
	820	385	30.6	9.0	1.24	.47	.60	.72	29.0	8.5	1.44	.47	.61	.74	27.2	8.0	1.66	.48	.62	.76	25.4	7.4	1.92	.48	.64	.79
	915	430	31.4	9.2	1.24	.47	.61	.75	29.8	8.7	1.44	.48	.63	.77	28.0	8.2	1.67	.49	.64	.79	26.2	7.7	1.93	.49	.66	.82

HPXA19-036 - CH33-44/48B-2F with G60UHV-36B-090 - SECOND STAGE COOLING CAPACITY

Entering Wet Bulb Temperature	Total Air Volume		Outdoor Air Temperature Entering Outdoor Coil																							
			85°F (29°C)						95°F (35°C)						105°F (41°C)						115°F (46°C)					
			Total Cooling Capacity		Comp Motor kW Input	Sensible To Total Ratio (S/T) Dry Bulb			Total Cooling Capacity		Comp Motor kW Input	Sensible To Total Ratio (S/T) Dry Bulb			Total Cooling Capacity		Comp Motor kW Input	Sensible To Total Ratio (S/T) Dry Bulb			Total Cooling Capacity		Comp Motor kW Input	Sensible To Total Ratio (S/T) Dry Bulb		
			kBtuh	kW		75°F 24°C	80°F 27°C	85°F 29°C	kBtuh	kW		75°F 24°C	80°F 27°C	85°F 29°C	kBtuh	kW		75°F 24°C	80°F 27°C	85°F 29°C	kBtuh	kW		75°F 24°C	80°F 27°C	85°F 29°C
63°F (17°C)	1010	475	35.0	10.3	2.23	.76	.89	1.00	33.0	9.7	2.49	.77	.92	1.00	30.8	9.0	2.80	.80	.95	1.00	28.4	8.3	3.14	.83	.99	1.00
	1175	555	36.0	10.6	2.24	.79	.94	1.00	34.0	10.0	2.51	.81	.97	1.00	31.8	9.3	2.81	.84	1.00	1.00	29.6	8.7	3.15	.87	1.00	1.00
	1300	615	36.8	10.8	2.25	.81	.97	1.00	34.6	10.1	2.52	.84	1.00	1.00	32.6	9.6	2.82	.87	1.00	1.00	30.6	9.0	3.17	.91	1.00	1.00
67°F (19°C)	1010	475	37.2	10.9	2.25	.60	.73	.86	35.2	10.3	2.52	.61	.75	.88	33.0	9.7	2.82	.62	.77	.92	30.4	8.9	3.17	.64	.80	.96
	1175	555	38.5	11.3	2.27	.62	.76	.90	36.2	10.6	2.53	.63	.78	.93	34.0	10.0	2.84	.65	.81	.97	31.4	9.2	3.18	.67	.85	1.00
	1300	615	39.5	11.6	2.27	.63	.79	.94	37.0	10.8	2.54	.65	.81	.97	34.4	10.1	2.84	.67	.84	1.00	31.8	9.3	3.19	.69	.88	1.00
71°F (22°C)	1010	475	39.5	11.6	2.28	.46	.58	.70	37.2	10.9	2.55	.46	.59	.72	35.0	10.3	2.85	.47	.61	.75	32.4	9.5	3.19	.48	.63	.77
	1175	555	40.5	11.9	2.29	.47	.60	.74	38.5	11.3	2.56	.47	.62	.76	36.0	10.6	2.86	.48	.63	.79	33.4	9.8	3.21	.49	.66	.82
	1300	615	41.5	12.2	2.30	.47	.62	.76	39.0	11.4	2.57	.48	.63	.79	36.6	10.7	2.87	.49	.65	.82	34.0	10.0	3.22	.50	.68	.85

HPXA19-036 - CH33-44/48B-2F with G60UHV-36B-090 - FIRST STAGE HEATING CAPACITY

Indoor Coil Air Volume 70°F db (21°C db)		Air Temperature Entering Outdoor Coil											
		65°F (18°C)			60°F (16°C)			55°F (13°C)			50°F (10°C)		
		Total Heating Capacity	Comp. Motor kW Input	Total Heating Capacity	Comp. Motor kW Input	Total Heating Capacity	Comp. Motor kW Input	Total Heating Capacity	Comp. Motor kW Input	Total Heating Capacity	Comp. Motor kW Input	Total Heating Capacity	Comp. Motor kW Input
kBtuh	kW	kBtuh		kW		kBtuh		kW		kBtuh		kW	
705	335	28.2	8.3	1.85	26.2	7.7	1.79	24.2	7.1	1.73	22.2	6.5	1.68
820	385	28.9	8.5	1.73	26.9	7.9	1.67	24.9	7.3	1.62	22.9	6.7	1.56
915	430	29.5	8.6	1.67	27.5	8.1	1.61	25.4	7.4	1.55	23.4	6.9	1.49

HPXA19-036 - CH33-44/48B-2F with G60UHV-36B-090 - SECOND STAGE HEATING CAPACITY

Indoor Coil Air Volume 70°F db (21°C db)		Air Temperature Entering Outdoor Coil														
		65°F (18°C)			45°F (7°C)			25°F (-4°C)			5°F (-15°C)			-15°F (-26°C)		
		Total Heating Capacity	Comp. Motor kW Input	Total Heating Capacity	Comp. Motor kW Input	Total Heating Capacity	Comp. Motor kW Input	Total Heating Capacity	Comp. Motor kW Input	Total Heating Capacity	Comp. Motor kW Input	Total Heating Capacity	Comp. Motor kW Input			
kBtuh	kW	kBtuh		kW		kBtuh		kW		kBtuh		kW		kBtuh	kW	
1010	475	39.0	11.4	2.58	29.8	8.7	2.35	20.0	5.9	2.10	14.0	4.1	1.87			
1175	555	39.6	11.6	2.49	30.4	8.9	2.26	20.6	6.0	2.01	14.6	4.3	1.78			
1300	615	40.0	11.7	2.44	30.8	9.0	2.20	21.0	6.2	1.96	15.0	4.4	1.72			

HPXA19-036 - CH33-44/48B-2F with G60UHV-36B-090 - HEATING PERFORMANCE AT 1175 cfm (555 L/s) Indoor Coil Air Volume

*Outdoor Temperature		Compressor Motor kW Input	Total Output	
°F	°C		kBtuh	kW
65	18	2.49	39.6	11.6
60	16	2.44	37.5	11.0
55	13	2.38	35.4	10.4
50	10	2.33	33.3	9.8
47	8	2.30	32.0	9.4
45	7	2.26	30.4	8.9
40	4	2.16	26.3	7.7
35	2	2.07	22.2	6.5
30	-1	2.04	21.4	6.3
25	-4	2.01	20.6	6.0
20	-7	1.99	19.8	5.8
17	-8	1.97	19.3	5.7
15	-9	1.95	18.5	5.4
10	-12	1.89	16.4	4.8
5	-15	1.78	14.6	4.3
0	-18	1.66	12.8	3.8
-5	-21	1.54	11.1	3.3
-10	-23	1.42	9.3	2.7
-15	-26	1.30	7.6	2.2
-20	-29	1.18	5.8	1.7

RATINGS

3 TON (-038)

NOTE - For Temperatures and Capacities not shown in tables, see bulletin - Cooling Unit Rating Table Correction Factor Data in Miscellaneous Engineering Data section.

HPXA19-038 - CB30M-41 - CBX32M-036 - FIRST STAGE COOLING CAPACITY

Entering Wet Bulb Temperature	Total Air Volume		Outdoor Air Temperature Entering Outdoor Coil																							
			75°F (24°C)						85°F (29°C)						95°F (35°C)						105°F (41°C)					
			Total Cooling Capacity		Comp Motor kW Input	Sensible To Total Ratio (S/T) Dry Bulb			Total Cooling Capacity		Comp Motor kW Input	Sensible To Total Ratio (S/T) Dry Bulb			Total Cooling Capacity		Comp Motor kW Input	Sensible To Total Ratio (S/T) Dry Bulb			Total Cooling Capacity		Comp Motor kW Input	Sensible To Total Ratio (S/T) Dry Bulb		
			kBtuh	kW		75°F 24°C	80°F 27°C	85°F 29°C	kBtuh	kW		75°F 24°C	80°F 27°C	85°F 29°C	kBtuh	kW		75°F 24°C	80°F 27°C	85°F 29°C	kBtuh	kW		75°F 24°C	80°F 27°C	85°F 29°C
63°F (17°C)	800	380	27.2	8.0	1.18	.77	.91	1.00	25.6	7.5	1.39	.78	.94	1.00	24.0	7.0	1.61	.81	.97	1.00	22.4	6.6	1.88	.84	1.00	1.00
	900	425	27.8	8.1	1.19	.79	.95	1.00	26.4	7.7	1.39	.81	.98	1.00	24.8	7.3	1.61	.84	1.00	1.00	23.4	6.9	1.89	.87	1.00	1.00
	1000	470	28.6	8.4	1.18	.82	.98	1.00	27.2	8.0	1.39	.84	1.00	1.00	25.6	7.5	1.62	.87	1.00	1.00	24.2	7.1	1.88	.91	1.00	1.00
67°F (19°C)	800	380	29.0	8.5	1.18	.80	.74	.87	27.6	8.1	1.38	.61	.75	.90	25.8	7.6	1.62	.62	.78	.93	24.2	7.1	1.88	.64	.80	.96
	900	425	29.8	8.7	1.19	.61	.77	.91	28.4	8.3	1.38	.63	.78	.94	26.6	7.8	1.61	.64	.81	.97	24.8	7.3	1.88	.66	.84	1.00
	1000	470	30.6	9.0	1.18	.63	.79	.94	29.0	8.5	1.39	.64	.81	.97	27.2	8.0	1.61	.66	.84	1.00	25.2	7.4	1.88	.68	.88	1.00
71°F (22°C)	800	380	30.8	9.0	1.19	.45	.58	.71	29.4	8.6	1.39	.45	.59	.73	27.8	8.1	1.61	.46	.60	.75	25.8	7.6	1.89	.46	.62	.77
	900	425	31.8	9.3	1.19	.46	.60	.74	30.2	8.9	1.38	.46	.61	.76	28.6	8.4	1.61	.47	.62	.78	26.6	7.8	1.88	.47	.64	.81
	1000	470	32.4	9.5	1.19	.47	.62	.76	30.8	9.0	1.38	.47	.63	.78	29.2	8.6	1.61	.47	.64	.81	27.0	7.9	1.88	.48	.67	.84

HPXA19-038 - CB30M-41 - CBX32M-036 - SECOND STAGE COOLING CAPACITY

Entering Wet Bulb Temperature	Total Air Volume		Outdoor Air Temperature Entering Outdoor Coil																							
			85°F (29°C)						95°F (35°C)						105°F (41°C)						115°F (46°C)					
			Total Cooling Capacity		Comp Motor kW Input	Sensible To Total Ratio (S/T) Dry Bulb			Total Cooling Capacity		Comp Motor kW Input	Sensible To Total Ratio (S/T) Dry Bulb			Total Cooling Capacity		Comp Motor kW Input	Sensible To Total Ratio (S/T) Dry Bulb			Total Cooling Capacity		Comp Motor kW Input	Sensible To Total Ratio (S/T) Dry Bulb		
			kBtuh	kW		75°F 24°C	80°F 27°C	85°F 29°C	kBtuh	kW		75°F 24°C	80°F 27°C	85°F 29°C	kBtuh	kW		75°F 24°C	80°F 27°C	85°F 29°C	kBtuh	kW		75°F 24°C	80°F 27°C	85°F 29°C
63°F (17°C)	1000	470	34.6	10.1	2.06	.74	.88	.99	32.8	9.6	2.31	.76	.90	1.00	30.6	9.0	2.61	.78	.93	1.00	28.4	8.3	2.96	.81	.97	1.00
	1200	565	36.0	10.6	2.06	.78	.93	1.00	34.0	10.0	2.33	.80	.96	1.00	32.0	9.4	2.62	.83	.99	1.00	29.8	8.7	2.96	.86	1.00	1.00
	1400	660	37.2	10.9	2.07	.82	.98	1.00	35.0	10.3	2.33	.84	1.00	1.00	33.2	9.7	2.63	.87	1.00	1.00	31.2	9.1	2.97	.91	1.00	1.00
67°F (19°C)	1000	470	36.8	10.8	2.06	.59	.72	.84	34.8	10.2	2.32	.60	.73	.87	32.8	9.6	2.63	.61	.75	.90	30.4	8.9	2.97	.62	.78	.93
	1200	565	38.0	11.1	2.07	.61	.76	.90	36.2	10.6	2.33	.63	.78	.93	34.0	10.0	2.63	.64	.80	.96	31.6	9.3	2.96	.65	.83	.99
	1400	660	39.5	11.6	2.08	.64	.80	.95	37.2	10.9	2.33	.65	.82	.97	35.0	10.3	2.62	.67	.85	.99	32.4	9.5	2.97	.69	.88	1.00
71°F (22°C)	1000	470	39.0	11.4	2.07	.45	.58	.69	36.8	10.8	2.33	.46	.59	.71	34.8	10.2	2.63	.46	.59	.73	32.4	9.5	2.97	.46	.61	.75
	1200	565	40.5	11.9	2.08	.46	.60	.73	38.5	11.3	2.34	.47	.61	.75	36.0	10.6	2.63	.47	.63	.78	33.6	9.8	2.97	.47	.64	.81
	1400	660	41.5	12.2	2.08	.47	.62	.77	39.5	11.6	2.34	.48	.64	.79	37.0	10.8	2.63	.48	.65	.82	34.6	10.1	2.98	.49	.68	.86

HPXA19-038 - CB30M-41 - CBX32M-036 - FIRST STAGE HEATING CAPACITY

Indoor Coil Air Volume 70°F db (21°C db)	Air Temperature Entering Outdoor Coil												
	65°F (18°C)			60°F (16°C)			55°F (13°C)			50°F (10°C)			
	cfm	L/s	Total Heating Capacity kBtuh	kW	Comp. Motor kW Input	Total Heating Capacity kBtuh	kW	Comp. Motor kW Input	Total Heating Capacity kBtuh	kW	Comp. Motor kW Input	Total Heating Capacity kBtuh	kW
800	380	29.4	8.6	1.67	27.7	8.1	1.65	26.0	7.6	1.63	24.3	7.1	1.61
900	425	29.8	8.7	1.59	28.1	8.2	1.57	26.5	7.8	1.56	24.8	7.3	1.54
1000	470	30.3	8.9	1.54	28.6	8.4	1.52	26.9	7.9	1.50	25.2	7.4	1.49

HPXA19-038 - CB30M-41 - CBX32M-036 - SECOND STAGE HEATING CAPACITY

Indoor Coil Air Volume 70°F db (21°C db)	Air Temperature Entering Outdoor Coil														
	65°F (18°C)			45°F (7°C)			25°F (-4°C)			5°F (-15°C)			-15°F (-26°C)		
	cfm	L/s	Total Heating Capacity kBtuh	kW	Comp. Motor kW Input	Total Heating Capacity kBtuh	kW	Comp. Motor kW Input	Total Heating Capacity kBtuh	kW	Comp. Motor kW Input	Total Heating Capacity kBtuh	kW	Comp. Motor kW Input	
1000	470	38.9	11.4	2.41	30.7	9.0	2.27	22.1	6.5	2.13	16.3	4.8	1.91		
1200	565	39.7	11.6	2.30	31.5	9.2	2.16	22.9	6.7	2.02	17.1	5.0	1.80		
1400	660	40.3	11.8	2.24	32.1	9.4	2.10	23.5	6.9	1.96	17.7	5.2	1.74		

HPXA19-038 - CB30M-41 - CBX32M-036 - HEATING PERFORMANCE at 1200 cfm (565 L/s) Indoor Coil Air Volume

*Outdoor Temperature		Compressor Motor kW Input		Total Output	
°F	°C	kW Input		kBtuh	kW
65	18	2.30		39.7	11.6
60	16	2.26		37.9	11.1
55	13	2.23		36.0	10.6
50	10	2.19		34.1	10.0
47	8	2.17		33.0	9.7
45	7	2.16		31.5	9.2
40	4	2.12		27.9	8.2
35	2	2.09		24.2	7.1
30	-1	2.06		23.6	6.9
25	-4	2.02		22.9	6.7
20	-7	1.99		22.2	6.5
17	-8	1.97		21.8	6.4
15	-9	1.95		21.1	6.2
10	-12	1.92		19.2	5.6
5	-15	1.80		17.1	5.0
0	-18	1.67		15.0	4.4
-5	-21	1.55		12.9	3.8
-10	-23	1.43		10.8	3.2
-15	-26	1.30		8.6	2.5
-20	-29	1.18		6.5	1.9

NOTE - For Temperatures and Capacities not shown in tables, see bulletin - Cooling Unit Rating Table Correction Factor Data in Miscellaneous Engineering Data section.

HPXA19-038 - CB30M-46 - CB30U-41/46 - CBX32M-042 - FIRST STAGE COOLING CAPACITY

Entering Wet Bulb Temperature	Total Air Volume		Outdoor Air Temperature Entering Outdoor Coil																							
			75°F (24°C)						85°F (29°C)						95°F (35°C)						105°F (41°C)					
			Total Cooling Capacity		Comp Motor kW Input	Sensible To Total Ratio (S/T) Dry Bulb			Total Cooling Capacity		Comp Motor kW Input	Sensible To Total Ratio (S/T) Dry Bulb			Total Cooling Capacity		Comp Motor kW Input	Sensible To Total Ratio (S/T) Dry Bulb			Total Cooling Capacity		Comp Motor kW Input	Sensible To Total Ratio (S/T) Dry Bulb		
			kBtuh	kW		75°F 24°C	80°F 27°C	85°F 29°C	kBtuh	kW		75°F 24°C	80°F 27°C	85°F 29°C	kBtuh	kW		75°F 24°C	80°F 27°C	85°F 29°C	kBtuh	kW		75°F 24°C	80°F 27°C	85°F 29°C
63°F (17°C)	800	380	27.2	8.0	1.17	.76	.91	1.00	25.6	7.5	1.36	.78	.94	1.00	24.0	7.0	1.59	.81	.97	1.00	22.4	6.6	1.86	.84	1.00	1.00
	900	425	27.8	8.1	1.17	.79	.95	1.00	26.4	7.7	1.36	.81	.98	1.00	24.8	7.3	1.59	.84	1.00	1.00	23.4	6.9	1.86	.87	1.00	1.00
	1000	470	28.6	8.4	1.17	.82	.98	1.00	27.2	8.0	1.36	.84	1.00	1.00	25.6	7.5	1.60	.87	1.00	1.00	24.2	7.1	1.85	.91	1.00	1.00
67°F (19°C)	800	380	29.0	8.5	1.17	.60	.74	.87	27.6	8.1	1.37	.61	.75	.90	26.0	7.6	1.59	.62	.78	.93	24.2	7.1	1.85	.64	.80	.96
	900	425	29.8	8.7	1.17	.61	.77	.91	28.4	8.3	1.36	.63	.78	.94	26.6	7.8	1.59	.64	.81	.97	24.8	7.3	1.86	.66	.84	1.00
	1000	470	30.6	9.0	1.17	.63	.79	.94	29.0	8.5	1.37	.64	.81	.97	27.2	8.0	1.59	.66	.84	1.00	25.4	7.4	1.86	.68	.87	1.00
71°F (22°C)	800	380	30.8	9.0	1.18	.45	.58	.71	29.4	8.6	1.37	.45	.59	.73	27.8	8.1	1.60	.46	.60	.75	26.0	7.6	1.85	.46	.62	.77
	900	425	31.8	9.3	1.18	.46	.60	.74	30.2	8.9	1.37	.46	.61	.76	28.6	8.4	1.59	.47	.62	.78	26.6	7.8	1.86	.47	.64	.81
	1000	470	32.4	9.5	1.18	.47	.62	.77	30.8	9.0	1.37	.47	.63	.78	29.2	8.6	1.59	.47	.64	.81	27.2	8.0	1.86	.48	.66	.84

HPXA19-038 - CB30M-46 - CB30U-41/46 - CBX32M-042 - SECOND STAGE COOLING CAPACITY

Entering Wet Bulb Temperature	Total Air Volume		Outdoor Air Temperature Entering Outdoor Coil																							
			85°F (29°C)						95°F (35°C)						105°F (41°C)						115°F (46°C)					
			Total Cooling Capacity		Comp Motor kW Input	Sensible To Total Ratio (S/T) Dry Bulb			Total Cooling Capacity		Comp Motor kW Input	Sensible To Total Ratio (S/T) Dry Bulb			Total Cooling Capacity		Comp Motor kW Input	Sensible To Total Ratio (S/T) Dry Bulb			Total Cooling Capacity		Comp Motor kW Input	Sensible To Total Ratio (S/T) Dry Bulb		
			kBtuh	kW		75°F 24°C	80°F 27°C	85°F 29°C	kBtuh	kW		75°F 24°C	80°F 27°C	85°F 29°C	kBtuh	kW		75°F 24°C	80°F 27°C	85°F 29°C	kBtuh	kW		75°F 24°C	80°F 27°C	85°F 29°C
63°F (17°C)	1000	470	34.4	10.1	2.07	.74	.88	.99	32.6	9.6	2.32	.76	.90	1.00	30.6	9.0	2.62	.78	.93	1.00	28.4	8.3	2.97	.81	.97	1.00
	1200	565	35.8	10.5	2.07	.78	.93	1.00	33.8	9.9	2.34	.80	.96	1.00	31.8	9.3	2.63	.83	.99	1.00	29.6	8.7	2.97	.86	1.00	1.00
	1400	660	37.0	10.8	2.08	.82	.98	1.00	35.0	10.3	2.34	.84	1.00	1.00	33.0	9.7	2.64	.87	1.00	1.00	31.0	9.1	2.98	.91	1.00	1.00
67°F (19°C)	1000	470	36.6	10.7	2.07	.59	.72	.84	34.8	10.2	2.33	.60	.73	.87	32.6	9.6	2.64	.61	.75	.90	30.4	8.9	2.98	.62	.78	.93
	1200	565	38.0	11.1	2.08	.61	.76	.90	36.0	10.6	2.34	.63	.78	.93	34.0	10.0	2.64	.64	.80	.96	31.4	9.2	2.98	.65	.83	.99
	1400	660	39.0	11.4	2.08	.64	.80	.95	37.2	10.9	2.34	.65	.82	.97	34.8	10.2	2.63	.67	.85	.99	32.4	9.5	2.98	.69	.88	1.00
71°F (22°C)	1000	470	38.5	11.3	2.08	.45	.58	.70	36.8	10.8	2.34	.46	.59	.71	34.6	10.1	2.64	.46	.59	.73	32.4	9.5	2.98	.46	.61	.75
	1200	565	40.5	11.9	2.08	.46	.60	.73	38.0	11.1	2.35	.47	.61	.75	36.0	10.6	2.64	.47	.63	.78	33.4	9.8	2.98	.47	.64	.81
	1400	660	41.5	12.2	2.09	.47	.62	.77	39.5	11.6	2.35	.48	.64	.79	37.0	10.8	2.64	.48	.65	.82	34.4	10.1	2.99	.49	.68	.86

HPXA19-038 - CB30M-46 - CB30U-41/46 - CBX32M-042 - FIRST STAGE HEATING CAPACITY

Indoor Coil Air Volume 70°F db (21°C db)	Air Temperature Entering Outdoor Coil															
	65°F (18°C)				60°F (16°C)				55°F (13°C)				50°F (10°C)			
	cfm	L/s	Total Heating Capacity kBtuh	kW	Comp. Motor kW Input	Total Heating Capacity kBtuh	kW	Comp. Motor kW Input	Total Heating Capacity kBtuh	kW	Comp. Motor kW Input	Total Heating Capacity kBtuh	kW	Comp. Motor kW Input		
800	380	29.5	8.6	1.67	27.8	8.1	1.65	26.1	7.6	1.63	24.4	7.2	1.61			
900	425	30.0	8.8	1.59	28.2	8.3	1.57	26.5	7.8	1.56	24.8	7.3	1.54			
1000	470	30.3	8.9	1.54	28.6	8.4	1.52	26.9	7.9	1.50	25.2	7.4	1.49			

HPXA19-038 - CB30M-46 - CB30U-41/46 - CBX32M-042 - SECOND STAGE HEATING CAPACITY

Indoor Coil Air Volume 70°F db (21°C db)	Air Temperature Entering Outdoor Coil																			
	65°F (18°C)				45°F (7°C)				25°F (-4°C)				5°F (-15°C)				-15°F (-26°C)			
	cfm	L/s	Total Heating Capacity kBtuh	kW	Comp. Motor kW Input	Total Heating Capacity kBtuh	kW	Comp. Motor kW Input	Total Heating Capacity kBtuh	kW	Comp. Motor kW Input	Total Heating Capacity kBtuh	kW	Comp. Motor kW Input	Total Heating Capacity kBtuh	kW	Comp. Motor kW Input			
1000	470	38.8	11.4	2.40	30.6	9.0	2.26	22.0	6.4	2.13	16.2	4.7	1.91	7.7	2.3	1.41				
1200	565	39.7	11.6	2.29	31.5	9.2	2.15	22.9	6.7	2.02	17.1	5.0	1.80	8.6	2.5	1.30				
1400	660	40.3	11.8	2.23	32.1	9.4	2.09	23.5	6.9	1.96	17.7	5.2	1.74	9.2	2.7	1.24				

HPXA19-038 - CB30M-46 - CB30U-41/46 - CBX32M-042 HEATING PERFORMANCE at 1200 cfm (565 L/s) Indoor Coil Air Volume

*Outdoor Temperature		Compressor Motor kW Input	Total Output	
°F	°C		kBtuh	kW
65	18	2.29	39.7	11.6
60	16	2.25	37.9	11.1
55	13	2.22	36.0	10.6
50	10	2.19	34.1	10.0
47	8	2.17	33.0	9.7
45	7	2.15	31.5	9.2
40	4	2.12	27.9	8.2
35	2	2.09	24.2	7.1
30	-1	2.05	23.6	6.9
25	-4	2.02	22.9	6.7
20	-7	1.99	22.2	6.5
17	-8	1.97	21.8	6.4
15	-9	1.95	21.1	6.2
10	-12	1.92	19.2	5.6
5	-15	1.80	17.1	5.0
0	-18	1.67	15.0	4.4
-5	-21	1.55	12.9	3.8
-10	-23	1.43	10.8	3.2
-15	-26	1.30	8.6	2.5
-20	-29	1.18	6.5	1.9

NOTE - For Temperatures and Capacities not shown in tables, see bulletin - Cooling Unit Rating Table Correction Factor Data in Miscellaneous Engineering Data section.

HPXA19-038 - CB31MV-41 - CBX32MV-036 - FIRST STAGE COOLING CAPACITY

Entering Wet Bulb Temperature	Total Air Volume		Outdoor Air Temperature Entering Outdoor Coil																							
			75°F (24°C)						85°F (29°C)						95°F (35°C)						105°F (41°C)					
			Total Cooling Capacity		Comp Motor kW Input	Sensible To Total Ratio (S/T) Dry Bulb			Total Cooling Capacity		Comp Motor kW Input	Sensible To Total Ratio (S/T) Dry Bulb			Total Cooling Capacity		Comp Motor kW Input	Sensible To Total Ratio (S/T) Dry Bulb			Total Cooling Capacity		Comp Motor kW Input	Sensible To Total Ratio (S/T) Dry Bulb		
			kBtuh	kW		75°F 24°C	80°F 27°C	85°F 29°C	kBtuh	kW		75°F 24°C	80°F 27°C	85°F 29°C	kBtuh	kW		75°F 24°C	80°F 27°C	85°F 29°C	kBtuh	kW		75°F 24°C	80°F 27°C	85°F 29°C
63°F (17°C)	725	340	26.4	7.7	1.18	.74	.88	1.00	25.0	7.3	1.38	.76	.91	1.00	23.4	6.9	1.61	.78	.94	1.00	21.8	6.4	1.89	.81	.97	1.00
	875	415	27.6	8.1	1.19	.78	.94	1.00	26.2	7.7	1.39	.81	.97	1.00	24.6	7.2	1.61	.83	.99	1.00	23.2	6.8	1.89	.86	1.00	1.00
	985	465	28.4	8.3	1.18	.81	.98	1.00	27.0	7.9	1.38	.84	1.00	1.00	25.4	7.4	1.62	.87	1.00	1.00	24.0	7.0	1.88	.90	1.00	1.00
67°F (19°C)	725	340	28.4	8.3	1.18	.59	.72	.84	26.8	7.9	1.38	.59	.73	.87	25.2	7.4	1.61	.61	.75	.89	23.6	6.9	1.89	.62	.78	.93
	875	415	29.6	8.7	1.19	.61	.76	.90	28.2	8.3	1.38	.62	.78	.93	26.4	7.7	1.61	.64	.80	.96	24.6	7.2	1.88	.65	.83	.99
	985	465	30.4	8.9	1.18	.63	.79	.94	29.0	8.5	1.38	.64	.81	.97	27.2	8.0	1.61	.66	.84	.99	25.2	7.4	1.88	.68	.87	1.00
71°F (22°C)	725	340	30.2	8.9	1.18	.45	.57	.69	28.6	8.4	1.38	.45	.58	.70	27.0	7.9	1.61	.45	.59	.72	25.2	7.4	1.89	.46	.60	.75
	875	415	31.6	9.3	1.19	.46	.60	.73	30.0	8.8	1.38	.46	.61	.75	28.4	8.3	1.61	.46	.62	.77	26.4	7.7	1.87	.47	.64	.80
	985	465	32.4	9.5	1.19	.47	.62	.76	30.8	9.0	1.38	.47	.62	.78	29.0	8.5	1.62	.47	.64	.81	27.0	7.9	1.88	.48	.66	.84

HPXA19-038 - CB31MV-41 - CBX32MV-036 - SECOND STAGE COOLING CAPACITY

Entering Wet Bulb Temperature	Total Air Volume		Outdoor Air Temperature Entering Outdoor Coil																							
			85°F (29°C)						95°F (35°C)						105°F (41°C)						115°F (46°C)					
			Total Cooling Capacity		Comp Motor kW Input	Sensible To Total Ratio (S/T) Dry Bulb			Total Cooling Capacity		Comp Motor kW Input	Sensible To Total Ratio (S/T) Dry Bulb			Total Cooling Capacity		Comp Motor kW Input	Sensible To Total Ratio (S/T) Dry Bulb			Total Cooling Capacity		Comp Motor kW Input	Sensible To Total Ratio (S/T) Dry Bulb		
			kBtuh	kW		75°F 24°C	80°F 27°C	85°F 29°C	kBtuh	kW		75°F 24°C	80°F 27°C	85°F 29°C	kBtuh	kW		75°F 24°C	80°F 27°C	85°F 29°C	kBtuh	kW		75°F 24°C	80°F 27°C	85°F 29°C
63°F (17°C)	1000	470	34.6	10.1	2.07	.74	.88	.99	32.6	9.6	2.33	.76	.90	1.00	30.6	9.0	2.62	.78	.93	1.00	28.4	8.3	2.97	.81	.97	1.00
	1225	580	36.2	10.6	2.08	.78	.94	1.00	34.2	10.0	2.34	.81	.97	1.00	32.0	9.4	2.64	.84	.99	1.00	30.0	8.8	2.98	.87	1.00	1.00
	1400	660	37.2	10.9	2.08	.82	.98	1.00	35.2	10.3	2.34	.84	1.00	1.00	33.2	9.7	2.64	.87	1.00	1.00	31.2	9.1	2.98	.91	1.00	1.00
67°F (19°C)	1000	470	36.8	10.8	2.07	.59	.72	.84	34.8	10.2	2.33	.60	.73	.87	32.8	9.6	2.64	.61	.75	.90	30.4	8.9	2.98	.62	.78	.93
	1225	580	38.5	11.3	2.07	.61	.76	.90	36.4	10.7	2.34	.63	.78	.93	34.2	10.0	2.64	.64	.81	.96	31.6	9.3	2.98	.66	.84	.99
	1400	660	39.5	11.6	2.09	.64	.80	.95	37.2	10.9	2.34	.65	.82	.97	35.0	10.3	2.64	.67	.85	.99	32.4	9.5	2.99	.69	.88	1.00
71°F (22°C)	1000	470	39.0	11.4	2.08	.45	.58	.70	36.8	10.8	2.34	.46	.59	.71	34.8	10.2	2.64	.46	.59	.73	32.4	9.5	2.99	.46	.61	.75
	1225	580	40.5	11.9	2.09	.46	.60	.74	38.5	11.3	2.35	.47	.61	.75	36.2	10.6	2.64	.47	.63	.78	33.8	9.9	2.99	.48	.65	.81
	1400	660	41.5	12.2	2.09	.47	.62	.77	39.5	11.6	2.35	.48	.64	.79	37.0	10.8	2.65	.48	.65	.82	34.6	10.1	2.99	.49	.68	.86

HPXA19-038 - CB31MV-41 - CBX32MV-036 - FIRST STAGE HEATING CAPACITY

Indoor Coil Air Volume 70°F db (21°C db)	Air Temperature Entering Outdoor Coil												
	65°F (18°C)			60°F (16°C)			55°F (13°C)			50°F (10°C)			
	cfm	L/s	Total Heating Capacity kBtuh	kW	Comp. Motor kW Input	kBtuh	kW	Comp. Motor kW Input	kBtuh	kW	Comp. Motor kW Input	kBtuh	kW
725	340	28.4	8.3	1.73	26.7	7.8	1.71	25.0	7.3	1.69	23.3	6.8	1.67
875	415	29.3	8.6	1.61	27.6	8.1	1.59	25.8	7.6	1.57	24.1	7.1	1.55
985	465	29.7	8.7	1.55	28.0	8.2	1.53	26.3	7.7	1.51	24.6	7.2	1.49

HPXA19-038 - CB31MV-41 - CBX32MV-036 - SECOND STAGE HEATING CAPACITY

Indoor Coil Air Volume 70°F db (21°C db)	Air Temperature Entering Outdoor Coil															
	65°F (18°C)			45°F (7°C)			25°F (-4°C)			5°F (-15°C)			-15°F (-26°C)			
	cfm	L/s	Total Heating Capacity kBtuh	kW	Comp. Motor kW Input	kBtuh	kW	Comp. Motor kW Input	kBtuh	kW	Comp. Motor kW Input	kBtuh	kW	Comp. Motor kW Input	kBtuh	kW
1000	470	38.3	11.2	2.41	30.2	8.9	2.27	21.5	6.3	2.14	15.7	4.6	1.91	7.5	2.2	1.42
1225	580	39.3	11.5	2.29	31.2	9.1	2.15	22.5	6.6	2.01	16.7	4.9	1.79	8.5	2.5	1.30
1400	660	40.1	11.8	2.24	32.0	9.4	2.10	23.3	6.8	1.97	17.5	5.1	1.74	9.3	2.7	1.25

HPXA19-038 - CB31MV-41 - CBX32MV-036 - HEATING PERFORMANCE at 1225 cfm (580 L/s) Indoor Coil Air Volume

*Outdoor Temperature		Compressor Motor kW Input		Total Output	
°F	°C	kW Input		kBtuh	kW
65	18	2.29		39.3	11.5
60	16	2.25		37.5	11.0
55	13	2.22		35.6	10.4
50	10	2.18		33.7	9.9
47	8	2.16		32.6	9.6
45	7	2.15		31.2	9.1
40	4	2.11		27.5	8.1
35	2	2.08		23.9	7.0
30	-1	2.05		23.2	6.8
25	-4	2.01		22.5	6.6
20	-7	1.98		21.8	6.4
17	-8	1.96		21.4	6.3
15	-9	1.94		20.7	6.1
10	-12	1.91		18.8	5.5
5	-15	1.79		16.7	4.9
0	-18	1.66		14.7	4.3
-5	-21	1.54		12.6	3.7
-10	-23	1.42		10.5	3.1
-15	-26	1.30		8.5	2.5
-20	-29	1.18		6.4	1.9

RATINGS

3 TON (-038)

NOTE - For Temperatures and Capacities not shown in tables, see bulletin - Cooling Unit Rating Table Correction Factor Data in Miscellaneous Engineering Data section.

HPXA19-038 - CB30M-51 - CB30U-51 - CBX32M-048 - FIRST STAGE COOLING CAPACITY

Entering Wet Bulb Temperature	Total Air Volume		Outdoor Air Temperature Entering Outdoor Coil																							
			75°F (24°C)						85°F (29°C)						95°F (35°C)						105°F (41°C)					
			Total Cooling Capacity		Comp Motor kW Input	Sensible To Total Ratio (S/T) Dry Bulb			Total Cooling Capacity		Comp Motor kW Input	Sensible To Total Ratio (S/T) Dry Bulb			Total Cooling Capacity		Comp Motor kW Input	Sensible To Total Ratio (S/T) Dry Bulb			Total Cooling Capacity		Comp Motor kW Input	Sensible To Total Ratio (S/T) Dry Bulb		
			kBtuh	kW		75°F 24°C	80°F 27°C	85°F 29°C	kBtuh	kW		75°F 24°C	80°F 27°C	85°F 29°C	kBtuh	kW		75°F 24°C	80°F 27°C	85°F 29°C	kBtuh	kW		75°F 24°C	80°F 27°C	85°F 29°C
63°F (17°C)	800	380	27.6	8.1	1.17	.76	.91	1.00	26.2	7.7	1.37	.78	.94	1.00	24.6	7.2	1.59	.81	.97	1.00	23.0	6.7	1.86	.84	1.00	1.00
	900	425	28.4	8.3	1.16	.79	.95	1.00	27.0	7.9	1.36	.81	.98	1.00	25.4	7.4	1.59	.84	1.00	1.00	24.0	7.0	1.86	.87	1.00	1.00
	1000	470	29.2	8.6	1.17	.82	.98	1.00	27.8	8.1	1.36	.84	1.00	1.00	26.4	7.7	1.59	.87	1.00	1.00	24.8	7.3	1.86	.91	1.00	1.00
67°F (19°C)	800	380	29.6	8.7	1.17	.60	.74	.87	28.2	8.3	1.36	.61	.75	.90	26.4	7.7	1.59	.62	.78	.93	24.8	7.3	1.86	.64	.80	.96
	900	425	30.4	8.9	1.17	.61	.76	.91	29.0	8.5	1.37	.63	.78	.94	27.2	8.0	1.59	.64	.81	.97	25.4	7.4	1.86	.66	.84	1.00
	1000	470	31.2	9.1	1.17	.63	.79	.95	29.6	8.7	1.37	.65	.82	.97	27.8	8.1	1.59	.66	.84	1.00	25.8	7.6	1.86	.68	.88	1.00
71°F (22°C)	800	380	31.6	9.3	1.18	.45	.58	.71	30.0	8.8	1.37	.45	.59	.73	28.4	8.3	1.59	.46	.61	.75	26.4	7.7	1.86	.46	.62	.77
	900	425	32.4	9.5	1.18	.46	.60	.74	30.8	9.0	1.37	.46	.61	.75	29.2	8.6	1.60	.47	.63	.78	27.2	8.0	1.86	.47	.64	.81
	1000	470	33.2	9.7	1.19	.47	.62	.77	31.6	9.3	1.38	.47	.63	.79	29.8	8.7	1.60	.48	.65	.81	27.8	8.1	1.86	.48	.67	.85

HPXA19-038 - CB30M-51 - CB30U-51 - CBX32M-048 - SECOND STAGE COOLING CAPACITY

Entering Wet Bulb Temperature	Total Air Volume		Outdoor Air Temperature Entering Outdoor Coil																							
			85°F (29°C)						95°F (35°C)						105°F (41°C)						115°F (46°C)					
			Total Cooling Capacity		Comp Motor kW Input	Sensible To Total Ratio (S/T) Dry Bulb			Total Cooling Capacity		Comp Motor kW Input	Sensible To Total Ratio (S/T) Dry Bulb			Total Cooling Capacity		Comp Motor kW Input	Sensible To Total Ratio (S/T) Dry Bulb			Total Cooling Capacity		Comp Motor kW Input	Sensible To Total Ratio (S/T) Dry Bulb		
			kBtuh	kW		75°F 24°C	80°F 27°C	85°F 29°C	kBtuh	kW		75°F 24°C	80°F 27°C	85°F 29°C	kBtuh	kW		75°F 24°C	80°F 27°C	85°F 29°C	kBtuh	kW		75°F 24°C	80°F 27°C	85°F 29°C
63°F (17°C)	1000	470	35.6	10.4	2.10	.74	.88	1.00	33.6	9.8	2.37	.76	.90	1.00	31.6	9.3	2.67	.78	.94	1.00	29.2	8.6	3.02	.81	.97	1.00
	1200	565	37.0	10.8	2.10	.78	.94	1.00	35.0	10.3	2.37	.80	.96	1.00	33.0	9.7	2.68	.83	.99	1.00	30.8	9.0	3.02	.86	1.00	1.00
	1400	660	38.5	11.3	2.10	.82	.98	1.00	36.4	10.7	2.38	.85	1.00	1.00	34.4	10.1	2.67	.88	1.00	1.00	32.2	9.4	3.03	.91	1.00	1.00
67°F (19°C)	1000	470	37.8	11.1	2.10	.59	.72	.84	35.8	10.5	2.37	.60	.73	.87	33.8	9.9	2.68	.61	.75	.90	31.4	9.2	3.01	.62	.78	.93
	1200	565	39.5	11.6	2.11	.61	.76	.90	37.2	10.9	2.37	.62	.78	.93	35.0	10.3	2.68	.64	.80	.96	32.6	9.6	3.02	.66	.83	.99
	1400	660	40.5	11.9	2.11	.64	.80	.95	38.5	11.3	2.38	.65	.82	.97	36.0	10.6	2.68	.67	.85	1.00	33.4	9.8	3.02	.69	.88	1.00
71°F (22°C)	1000	470	40.0	11.7	2.10	.45	.57	.69	38.0	11.1	2.37	.45	.58	.71	35.8	10.5	2.68	.46	.59	.73	33.4	9.8	3.02	.46	.61	.75
	1200	565	41.5	12.2	2.11	.46	.60	.73	39.5	11.6	2.39	.46	.61	.75	37.2	10.9	2.68	.47	.62	.77	34.8	10.2	3.03	.48	.64	.81
	1400	660	43.0	12.6	2.12	.47	.62	.77	40.5	11.9	2.38	.47	.64	.79	38.5	11.3	2.69	.48	.65	.82	35.8	10.5	3.03	.49	.68	.86

HPXA19-038 - CB30M-51 - CB30U-51 - CBX32M-048 - FIRST STAGE HEATING CAPACITY

Indoor Coil Air Volume 70°F db (21°C db)		Air Temperature Entering Outdoor Coil											
		65°F (18°C)			60°F (16°C)			55°F (13°C)			50°F (10°C)		
		Total Heating Capacity		Comp. Motor kW Input	Total Heating Capacity		Comp. Motor kW Input	Total Heating Capacity		Comp. Motor kW Input	Total Heating Capacity		Comp. Motor kW Input
kBtuh	kW	kBtuh	kW		kBtuh	kW		kBtuh	kW				
800	380	29.6	8.7	1.65	27.9	8.2	1.64	26.2	7.7	1.63	24.5	7.2	1.62
900	425	30.0	8.8	1.57	28.3	8.3	1.56	26.6	7.8	1.55	24.9	7.3	1.54
1000	470	30.5	8.9	1.52	28.8	8.4	1.51	27.0	7.9	1.50	25.3	7.4	1.49

HPXA19-038 - CB30M-51 - CB30U-51 - CBX32M-048 - SECOND STAGE HEATING CAPACITY

Indoor Coil Air Volume 70°F db (21°C db)		Air Temperature Entering Outdoor Coil														
		65°F (18°C)			45°F (7°C)			25°F (-4°C)			5°F (-15°C)			-15°F (-26°C)		
		Total Heating Capacity		Comp. Motor kW Input	Total Heating Capacity		Comp. Motor kW Input	Total Heating Capacity		Comp. Motor kW Input	Total Heating Capacity		Comp. Motor kW Input	Total Heating Capacity		Comp. Motor kW Input
kBtuh	kW	kBtuh	kW		kBtuh	kW		kBtuh	kW		kBtuh	kW				
1000	470	38.7	11.3	2.39	30.7	9.0	2.26	22.1	6.5	2.13	16.4	4.8	1.90	8.0	2.3	1.42
1200	565	39.4	11.5	2.27	31.4	9.2	2.13	22.8	6.7	2.00	17.1	5.0	1.78	8.7	2.5	1.29
1400	660	40.0	11.7	2.21	32.0	9.4	2.07	23.4	6.9	1.94	17.7	5.2	1.72	9.3	2.7	1.23

HPXA19-038 - CB30M-51 - CB30U-51 - CBX32M-048 - HEATING PERFORMANCE at 1200 cfm (565 L/s) Indoor Coil Air Volume

*Outdoor Temperature		Compressor Motor kW Input	Total Output	
°F	°C		kBtuh	kW
65	18	2.27	39.4	11.5
60	16	2.23	37.6	11.0
55	13	2.20	35.7	10.5
50	10	2.17	33.9	9.9
47	8	2.15	32.8	9.6
45	7	2.13	31.4	9.2
40	4	2.10	27.7	8.1
35	2	2.07	24.1	7.1
30	-1	2.03	23.5	6.9
25	-4	2.00	22.8	6.7
20	-7	1.97	22.2	6.5
17	-8	1.95	21.8	6.4
15	-9	1.93	21.1	6.2
10	-12	1.90	19.2	5.6
5	-15	1.78	17.1	5.0
0	-18	1.66	15.0	4.4
-5	-21	1.54	12.9	3.8
-10	-23	1.41	10.8	3.2
-15	-26	1.29	8.7	2.5
-20	-29	1.17	6.5	1.9

NOTE - For Temperatures and Capacities not shown in tables, see bulletin - Cooling Unit Rating Table Correction Factor Data in Miscellaneous Engineering Data section.

HPXA19-038 - CB30M-65 - CB30U-65 - CBX32M-060 - FIRST STAGE COOLING CAPACITY

Entering Wet Bulb Temperature	Total Air Volume		Outdoor Air Temperature Entering Outdoor Coil																							
			75°F (24°C)						85°F (29°C)						95°F (35°C)						105°F (41°C)					
			Total Cooling Capacity		Comp Motor kW Input	Sensible To Total Ratio (S/T) Dry Bulb			Total Cooling Capacity		Comp Motor kW Input	Sensible To Total Ratio (S/T) Dry Bulb			Total Cooling Capacity		Comp Motor kW Input	Sensible To Total Ratio (S/T) Dry Bulb			Total Cooling Capacity		Comp Motor kW Input	Sensible To Total Ratio (S/T) Dry Bulb		
			kBtuh	kW		75°F 24°C	80°F 27°C	85°F 29°C	kBtuh	kW		75°F 24°C	80°F 27°C	85°F 29°C	kBtuh	kW		75°F 24°C	80°F 27°C	85°F 29°C	kBtuh	kW		75°F 24°C	80°F 27°C	85°F 29°C
63°F (17°C)	800	380	27.6	8.1	1.18	.77	.91	1.00	26.2	7.7	1.39	.79	.94	1.00	24.6	7.2	1.62	.81	.97	1.00	23.0	6.7	1.88	.84	1.00	1.00
	900	425	28.6	8.4	1.18	.79	.95	1.00	27.0	7.9	1.38	.81	.97	1.00	25.4	7.4	1.62	.84	1.00	1.00	24.0	7.0	1.89	.87	1.00	1.00
	1000	470	29.4	8.6	1.18	.82	.98	1.00	27.8	8.1	1.38	.84	1.00	1.00	26.4	7.7	1.61	.87	1.00	1.00	24.8	7.3	1.88	.91	1.00	1.00
67°F (19°C)	800	380	29.6	8.7	1.18	.80	.74	.87	28.0	8.2	1.39	.61	.76	.89	26.4	7.7	1.62	.62	.78	.92	24.6	7.2	1.89	.64	.81	.96
	900	425	30.4	8.9	1.18	.62	.77	.91	28.8	8.4	1.38	.63	.79	.93	27.0	7.9	1.61	.64	.81	.97	25.2	7.4	1.88	.66	.84	1.00
	1000	470	31.2	9.1	1.19	.63	.79	.94	29.6	8.7	1.38	.65	.81	.97	27.8	8.1	1.61	.66	.84	1.00	25.8	7.6	1.89	.68	.88	1.00
71°F (22°C)	800	380	31.4	9.2	1.19	.46	.59	.71	29.8	8.7	1.38	.46	.60	.73	28.2	8.3	1.61	.46	.61	.75	26.4	7.7	1.88	.47	.62	.78
	900	425	32.4	9.5	1.19	.45	.60	.74	30.8	9.0	1.39	.47	.61	.76	29.0	8.5	1.61	.47	.63	.78	27.0	7.9	1.88	.48	.65	.81
	1000	470	33.2	9.7	1.20	.47	.62	.76	31.4	9.2	1.39	.47	.63	.78	29.6	8.7	1.61	.48	.65	.81	27.8	8.1	1.88	.49	.67	.84

HPXA19-038 - CB30M-65 - CB30U-65 - CBX32M-060 - SECOND STAGE COOLING CAPACITY

Entering Wet Bulb Temperature	Total Air Volume		Outdoor Air Temperature Entering Outdoor Coil																							
			85°F (29°C)						95°F (35°C)						105°F (41°C)						115°F (46°C)					
			Total Cooling Capacity		Comp Motor kW Input	Sensible To Total Ratio (S/T) Dry Bulb			Total Cooling Capacity		Comp Motor kW Input	Sensible To Total Ratio (S/T) Dry Bulb			Total Cooling Capacity		Comp Motor kW Input	Sensible To Total Ratio (S/T) Dry Bulb			Total Cooling Capacity		Comp Motor kW Input	Sensible To Total Ratio (S/T) Dry Bulb		
			kBtuh	kW		75°F 24°C	80°F 27°C	85°F 29°C	kBtuh	kW		75°F 24°C	80°F 27°C	85°F 29°C	kBtuh	kW		75°F 24°C	80°F 27°C	85°F 29°C	kBtuh	kW		75°F 24°C	80°F 27°C	85°F 29°C
63°F (17°C)	1000	470	35.8	10.5	2.08	.74	.88	.99	33.8	9.9	2.35	.76	.90	1.00	31.8	9.3	2.64	.78	.93	1.00	29.4	8.6	2.99	.81	.97	1.00
	1200	565	37.4	11.0	2.08	.78	.93	1.00	35.4	10.4	2.34	.80	.96	1.00	33.2	9.7	2.64	.83	.98	1.00	31.0	9.1	2.99	.86	1.00	1.00
	1400	660	39.0	11.4	2.09	.82	.98	1.00	36.6	10.7	2.35	.84	1.00	1.00	34.6	10.1	2.65	.87	1.00	1.00	32.4	9.5	3.00	.91	1.00	1.00
67°F (19°C)	1000	470	38.0	11.1	2.08	.59	.72	.84	36.0	10.6	2.35	.60	.73	.86	33.8	9.9	2.65	.61	.75	.89	31.4	9.2	3.00	.62	.78	.93
	1200	565	39.5	11.6	2.08	.61	.75	.89	37.4	11.0	2.35	.63	.77	.92	35.2	10.3	2.65	.64	.80	.95	32.6	9.6	2.99	.66	.83	.99
	1400	660	41.0	12.0	2.09	.64	.79	.94	39.0	11.4	2.36	.65	.82	.97	36.4	10.7	2.65	.67	.84	1.00	33.8	9.9	3.00	.69	.88	1.00
71°F (22°C)	1000	470	40.0	11.7	2.09	.45	.57	.69	38.0	11.1	2.36	.45	.58	.71	35.8	10.5	2.65	.46	.59	.73	33.4	9.8	2.99	.46	.61	.75
	1200	565	41.5	12.2	2.10	.46	.60	.73	39.5	11.6	2.36	.47	.61	.75	37.4	11.0	2.66	.47	.62	.77	34.8	10.2	3.00	.48	.64	.80
	1400	660	43.0	12.6	2.10	.47	.62	.77	41.0	12.0	2.36	.48	.64	.79	38.5	11.3	2.67	.48	.65	.82	35.8	10.5	3.00	.49	.67	.85

HPXA19-038 - CB30M-65 - CB30U-65 - CBX32M-060 - FIRST STAGE HEATING CAPACITY

Indoor Coil Air Volume 70°F db (21°C db)	Air Temperature Entering Outdoor Coil												
	65°F (18°C)			60°F (16°C)			55°F (13°C)			50°F (10°C)			
	cfm	L/s	Total Heating Capacity kBtuh	kW	Comp. Motor kW Input	Total Heating Capacity kBtuh	kW	Comp. Motor kW Input	Total Heating Capacity kBtuh	kW	Comp. Motor kW Input	Total Heating Capacity kBtuh	kW
800	380	29.5	8.6	1.67	27.8	8.1	1.65	26.1	7.6	1.64	24.4	7.2	1.62
900	425	29.9	8.8	1.60	28.2	8.3	1.58	26.6	7.8	1.57	24.9	7.3	1.55
1000	470	30.4	8.9	1.54	28.7	8.4	1.53	27.0	7.9	1.51	25.3	7.4	1.49

HPXA19-038 - CB30M-65 - CB30U-65 - CBX32M-060 - SECOND STAGE HEATING CAPACITY

Indoor Coil Air Volume 70°F db (21°C db)	Air Temperature Entering Outdoor Coil														
	65°F (18°C)			45°F (7°C)			25°F (-4°C)			5°F (-15°C)			-15°F (-26°C)		
	cfm	L/s	Total Heating Capacity kBtuh	kW	Comp. Motor kW Input	Total Heating Capacity kBtuh	kW	Comp. Motor kW Input	Total Heating Capacity kBtuh	kW	Comp. Motor kW Input	Total Heating Capacity kBtuh	kW	Comp. Motor kW Input	
1000	470	39.0	11.4	2.40	30.8	9.0	2.27	22.2	6.5	2.14	16.4	4.8	1.92		
1200	565	39.5	11.6	2.26	31.3	9.2	2.13	22.7	6.7	2.00	16.9	5.0	1.78		
1400	660	40.1	11.8	2.22	31.9	9.3	2.09	23.3	6.8	1.96	17.5	5.1	1.74		

HPXA19-038 - CB30M-65 - CB30U-65 - CBX32M-060 - HEATING PERFORMANCE at 1200 cfm (565 L/s) Indoor Coil Air Volume

*Outdoor Temperature		Compressor Motor kW Input		Total Output	
°F	°C			kBtuh	kW
65	18	2.26		39.5	11.6
60	16	2.23		37.7	11.0
55	13	2.20		35.8	10.5
50	10	2.17		33.9	9.9
47	8	2.15		32.8	9.6
45	7	2.13		31.3	9.2
40	4	2.10		27.7	8.1
35	2	2.07		24.1	7.1
30	-1	2.04		23.4	6.9
25	-4	2.00		22.7	6.7
20	-7	1.97		22.0	6.4
17	-8	1.95		21.6	6.3
15	-9	1.94		20.9	6.1
10	-12	1.91		19.0	5.6
5	-15	1.78		16.9	5.0
0	-18	1.66		14.8	4.3
-5	-21	1.54		12.7	3.7
-10	-23	1.42		10.6	3.1
-15	-26	1.29		8.6	2.5
-20	-29	1.17		6.5	1.9

NOTE - For Temperatures and Capacities not shown in tables, see bulletin - Cooling Unit Rating Table Correction Factor Data in Miscellaneous Engineering Data section.

HPXA19-038 - CB31MV-51 - CBX32MV-048 - FIRST STAGE COOLING CAPACITY

Entering Wet Bulb Temperature	Total Air Volume		Outdoor Air Temperature Entering Outdoor Coil																							
			75°F (24°C)						85°F (29°C)						95°F (35°C)						105°F (41°C)					
			Total Cooling Capacity		Comp Motor kW Input	Sensible To Total Ratio (S/T) Dry Bulb			Total Cooling Capacity		Comp Motor kW Input	Sensible To Total Ratio (S/T) Dry Bulb			Total Cooling Capacity		Comp Motor kW Input	Sensible To Total Ratio (S/T) Dry Bulb			Total Cooling Capacity		Comp Motor kW Input	Sensible To Total Ratio (S/T) Dry Bulb		
			kBtuh	kW		75°F 24°C	80°F 27°C	85°F 29°C	kBtuh	kW		75°F 24°C	80°F 27°C	85°F 29°C	kBtuh	kW		75°F 24°C	80°F 27°C	85°F 29°C	kBtuh	kW		75°F 24°C	80°F 27°C	85°F 29°C
63°F (17°C)	845	400	28.0	8.2	1.17	.78	.93	1.00	26.6	7.8	1.37	.80	.96	1.00	25.0	7.3	1.59	.82	.99	1.00	23.4	6.9	1.86	.85	1.00	1.00
	980	465	29.2	8.6	1.17	.82	.98	1.00	27.6	8.1	1.36	.84	1.00	1.00	26.2	7.7	1.59	.87	1.00	1.00	24.6	7.2	1.86	.90	1.00	1.00
67°F (19°C)	845	400	30.0	8.8	1.17	.61	.75	.89	28.6	8.4	1.36	.62	.77	.92	26.8	7.9	1.59	.63	.79	.95	25.0	7.3	1.86	.65	.82	.98
	980	465	31.2	9.1	1.17	.63	.79	.94	29.6	8.7	1.37	.64	.81	.97	27.6	8.1	1.59	.66	.84	1.00	25.8	7.6	1.86	.68	.87	1.00
71°F (22°C)	845	400	32.0	9.4	1.18	.45	.59	.72	30.4	8.9	1.37	.46	.60	.74	28.6	8.4	1.59	.46	.62	.76	26.8	7.9	1.86	.47	.63	.79
	980	465	33.0	9.7	1.19	.47	.62	.76	31.6	9.3	1.37	.47	.63	.78	29.6	8.7	1.60	.47	.64	.81	27.6	8.1	1.86	.48	.66	.84

HPXA19-038 - CB31MV-51 - CBX32MV-048 - SECOND STAGE COOLING CAPACITY

Entering Wet Bulb Temperature	Total Air Volume		Outdoor Air Temperature Entering Outdoor Coil																							
			85°F (29°C)						95°F (35°C)						105°F (41°C)						115°F (46°C)					
			Total Cooling Capacity		Comp Motor kW Input	Sensible To Total Ratio (S/T) Dry Bulb			Total Cooling Capacity		Comp Motor kW Input	Sensible To Total Ratio (S/T) Dry Bulb			Total Cooling Capacity		Comp Motor kW Input	Sensible To Total Ratio (S/T) Dry Bulb			Total Cooling Capacity		Comp Motor kW Input	Sensible To Total Ratio (S/T) Dry Bulb		
			kBtuh	kW		75°F 24°C	80°F 27°C	85°F 29°C	kBtuh	kW		75°F 24°C	80°F 27°C	85°F 29°C	kBtuh	kW		75°F 24°C	80°F 27°C	85°F 29°C	kBtuh	kW		75°F 24°C	80°F 27°C	85°F 29°C
63°F (17°C)	1205	570	37.2	10.9	2.08	.78	.94	1.00	35.0	10.3	2.34	.80	.96	1.00	33.0	9.7	2.64	.83	.99	1.00	31.0	9.1	2.99	.86	1.00	1.00
	1425	675	38.5	11.3	2.08	.83	.98	1.00	36.6	10.7	2.34	.85	1.00	1.00	34.6	10.1	2.65	.88	1.00	1.00	32.4	9.5	3.00	.92	1.00	1.00
67°F (19°C)	1205	570	39.5	11.6	2.09	.61	.76	.90	37.4	11.0	2.35	.62	.78	.93	35.2	10.3	2.65	.64	.80	.96	32.6	9.6	2.99	.66	.83	.99
	1425	675	40.5	11.9	2.09	.64	.80	.95	38.5	11.3	2.36	.65	.82	.98	36.2	10.6	2.64	.67	.85	1.00	33.6	9.8	2.99	.69	.89	1.00
71°F (22°C)	1205	570	41.5	12.2	2.09	.46	.60	.73	39.5	11.6	2.35	.46	.61	.75	37.2	10.9	2.66	.47	.63	.78	34.8	10.2	3.00	.48	.64	.81
	1425	675	43.0	12.6	2.10	.47	.63	.77	41.0	12.0	2.36	.48	.64	.80	38.5	11.3	2.66	.48	.66	.83	35.8	10.5	3.01	.49	.68	.86

HPXA19-038 - CB31MV-51 - CBX32MV-048 - FIRST STAGE HEATING CAPACITY

Indoor Coil Air Volume 70°F db (21°C db)		Air Temperature Entering Outdoor Coil											
		65°F (18°C)			60°F (16°C)			55°F (13°C)			50°F (10°C)		
		Total Heating Capacity		Comp. Motor kW Input	Total Heating Capacity		Comp. Motor kW Input	Total Heating Capacity		Comp. Motor kW Input	Total Heating Capacity		Comp. Motor kW Input
kBtuh	kW	kBtuh	kW		kBtuh	kW		kBtuh	kW				
845	400	29.1	8.5	1.61	27.4	8.0	1.60	25.7	7.5	1.59	24.0	7.0	1.58
980	465	29.7	8.7	1.53	28.0	8.2	1.52	26.3	7.7	1.51	24.5	7.2	1.50

HPXA19-038 - CB31MV-51 - CBX32MV-048 - SECOND STAGE HEATING CAPACITY

Indoor Coil Air Volume 70°F db (21°C db)		Air Temperature Entering Outdoor Coil														
		65°F (18°C)			45°F (7°C)			25°F (-4°C)			5°F (-15°C)			-15°F (-26°C)		
		Total Heating Capacity		Comp. Motor kW Input	Total Heating Capacity		Comp. Motor kW Input	Total Heating Capacity		Comp. Motor kW Input	Total Heating Capacity		Comp. Motor kW Input	Total Heating Capacity		Comp. Motor kW Input
kBtuh	kW	kBtuh	kW		kBtuh	kW		kBtuh	kW		kBtuh	kW				
1205	570	39.3	11.5	2.29	31.2	9.1	2.15	22.5	6.6	2.01	16.7	4.9	1.79	8.5	2.5	1.30
1425	675	40.1	11.8	2.24	32.0	9.4	2.10	23.3	6.8	1.97	17.5	5.1	1.74	9.3	2.7	1.25

HPXA19-038 - CB31MV-51 - CBX32MV-048 - HEATING PERFORMANCE at 1205 cfm (570 L/s) Indoor Coil Air Volume

*Outdoor Temperature		Compressor Motor kW Input	Total Output	
°F	°C		kBtuh	kW
65	18	2.28	39.2	11.5
60	16	2.25	37.3	10.9
55	13	2.21	35.4	10.4
50	10	2.17	33.5	9.8
47	8	2.15	32.4	9.5
45	7	2.14	31.0	9.1
40	4	2.10	27.3	8.0
35	2	2.07	23.7	6.9
30	-1	2.03	23.0	6.7
25	-4	1.99	22.2	6.5
20	-7	1.96	21.5	6.3
17	-8	1.94	21.0	6.2
15	-9	1.92	20.2	5.9
10	-12	1.89	18.3	5.4
5	-15	1.77	16.3	4.8
0	-18	1.65	14.3	4.2
-5	-21	1.53	12.3	3.6
-10	-23	1.40	10.3	3.0
-15	-26	1.28	8.3	2.4
-20	-29	1.16	6.3	1.8

NOTE - For Temperatures and Capacities not shown in tables, see bulletin - Cooling Unit Rating Table Correction Factor Data in Miscellaneous Engineering Data section.

HPXA19-038 - CB31MV-65 - CBX32MV-060 - FIRST STAGE COOLING CAPACITY

Entering Wet Bulb Temperature	Total Air Volume cfm L/s		Outdoor Air Temperature Entering Outdoor Coil																							
			75°F (24°C)						85°F (29°C)						95°F (35°C)						105°F (41°C)					
			Total Cooling Capacity		Comp Motor kW Input	Sensible To Total Ratio (S/T) Dry Bulb			Total Cooling Capacity		Comp Motor kW Input	Sensible To Total Ratio (S/T) Dry Bulb			Total Cooling Capacity		Comp Motor kW Input	Sensible To Total Ratio (S/T) Dry Bulb			Total Cooling Capacity		Comp Motor kW Input	Sensible To Total Ratio (S/T) Dry Bulb		
			kBtuh	kW		75°F 24°C	80°F 27°C	85°F 29°C	kBtuh	kW		75°F 24°C	80°F 27°C	85°F 29°C	kBtuh	kW		75°F 24°C	80°F 27°C	85°F 29°C	kBtuh	kW		75°F 24°C	80°F 27°C	85°F 29°C
63°F (17°C)	845	400	28.0	8.2	1.16	.78	.93	1.00	26.6	7.8	1.36	.80	.95	1.00	25.0	7.3	1.59	.82	.98	1.00	23.4	6.9	1.86	.85	1.00	1.00
	980	465	29.2	8.6	1.17	.81	.97	1.00	27.6	8.1	1.36	.84	1.00	1.00	26.2	7.7	1.59	.86	1.00	1.00	24.6	7.2	1.86	.90	1.00	1.00
67°F (19°C)	845	400	30.0	8.8	1.17	.61	.75	.89	28.4	8.3	1.36	.62	.77	.91	26.8	7.9	1.59	.63	.79	.94	25.0	7.3	1.86	.65	.82	.98
	980	465	31.0	9.1	1.17	.63	.79	.93	29.4	8.6	1.37	.64	.81	.96	27.6	8.1	1.59	.66	.83	.99	25.8	7.6	1.86	.68	.87	1.00
71°F (22°C)	845	400	32.0	9.4	1.18	.46	.59	.72	30.2	8.9	1.37	.46	.60	.74	28.6	8.4	1.59	.47	.62	.76	26.8	7.9	1.85	.47	.64	.79
	980	465	33.0	9.7	1.18	.47	.61	.76	31.4	9.2	1.38	.47	.63	.78	29.6	8.7	1.59	.48	.64	.80	27.6	8.1	1.86	.49	.66	.84

HPXA19-038 - CB31MV-65 - CBX32MV-060 - SECOND STAGE COOLING CAPACITY

Entering Wet Bulb Temperature	Total Air Volume cfm L/s		Outdoor Air Temperature Entering Outdoor Coil																							
			85°F (29°C)						95°F (35°C)						105°F (41°C)						115°F (46°C)					
			Total Cooling Capacity		Comp Motor kW Input	Sensible To Total Ratio (S/T) Dry Bulb			Total Cooling Capacity		Comp Motor kW Input	Sensible To Total Ratio (S/T) Dry Bulb			Total Cooling Capacity		Comp Motor kW Input	Sensible To Total Ratio (S/T) Dry Bulb			Total Cooling Capacity		Comp Motor kW Input	Sensible To Total Ratio (S/T) Dry Bulb		
			kBtuh	kW		75°F 24°C	80°F 27°C	85°F 29°C	kBtuh	kW		75°F 24°C	80°F 27°C	85°F 29°C	kBtuh	kW		75°F 24°C	80°F 27°C	85°F 29°C	kBtuh	kW		75°F 24°C	80°F 27°C	85°F 29°C
63°F (17°C)	1205	570	37.4	11.0	2.11	.78	.93	1.00	35.4	10.4	2.38	.80	.96	1.00	33.2	9.7	2.68	.83	.99	1.00	31.0	9.1	3.03	.86	1.00	1.00
	1425	675	39.0	11.4	2.12	.82	.98	1.00	36.8	10.8	2.38	.85	1.00	1.00	34.6	10.1	2.69	.88	1.00	1.00	32.6	9.6	3.04	.91	1.00	1.00
67°F (19°C)	1205	570	39.5	11.6	2.11	.61	.75	.89	37.4	11.0	2.39	.63	.78	.92	35.2	10.3	2.69	.64	.80	.95	32.6	9.6	3.05	.66	.83	.99
	1425	675	41.0	12.0	2.12	.64	.80	.95	39.0	11.4	2.39	.65	.82	.98	36.4	10.7	2.69	.67	.85	1.00	33.8	9.9	3.05	.69	.88	1.00
71°F (22°C)	1205	570	42.0	12.3	2.13	.46	.60	.73	39.5	11.6	2.39	.47	.61	.75	37.4	11.0	2.70	.47	.63	.77	34.8	10.2	3.05	.48	.64	.80
	1425	675	43.0	12.6	2.13	.47	.63	.77	41.0	12.0	2.40	.48	.64	.79	38.5	11.3	2.70	.49	.66	.82	36.0	10.6	3.05	.49	.68	.86

HPXA19-038 - CB31MV-65 - CBX32MV-060 - FIRST STAGE HEATING CAPACITY

Indoor Coil Air Volume 70°F db (21°C db)	Air Temperature Entering Outdoor Coil												
	65°F (18°C)			60°F (16°C)			55°F (13°C)			50°F (10°C)			
	cfm	L/s	Total Heating Capacity kBtuh kW	Comp. Motor kW Input	Total Heating Capacity kBtuh kW	Comp. Motor kW Input	Total Heating Capacity kBtuh kW	Comp. Motor kW Input	Total Heating Capacity kBtuh kW	Comp. Motor kW Input			
845	400	28.9	8.5	1.64	27.3	8.0	1.62	25.6	7.5	1.60	23.9	7.0	1.58
980	465	29.5	8.6	1.56	27.9	8.2	1.54	26.2	7.7	1.52	24.5	7.2	1.50

HPXA19-038 - CB31MV-65 - CBX32MV-060 - SECOND STAGE HEATING CAPACITY

Indoor Coil Air Volume 70°F db (21°C db)	Air Temperature Entering Outdoor Coil														
	65°F (18°C)			45°F (7°C)			25°F (-4°C)			5°F (-15°C)			-15°F (-26°C)		
	cfm	L/s	Total Heating Capacity kBtuh kW	Comp. Motor kW Input	Total Heating Capacity kBtuh kW	Comp. Motor kW Input	Total Heating Capacity kBtuh kW	Comp. Motor kW Input	Total Heating Capacity kBtuh kW	Comp. Motor kW Input	Total Heating Capacity kBtuh kW	Comp. Motor kW Input			
1205	570	39.2	11.5	2.29	30.9	9.1	2.15	22.2	6.5	2.01	16.3	4.8	1.79		
1425	675	40.0	11.7	2.23	31.7	9.3	2.09	23.0	6.7	1.95	17.1	5.0	1.72		

HPXA19-038 - CB31MV-65 - CBX32MV-060 - HEATING PERFORMANCE at 1205 cfm (570 L/s) Indoor Coil Air Volume

*Outdoor Temperature		Compressor Motor kW Input	Total Output	
°F	°C		kBtuh	kW
65	18	2.29	39.2	11.5
60	16	2.26	37.3	10.9
55	13	2.22	35.4	10.4
50	10	2.19	33.5	9.8
47	8	2.17	32.4	9.5
45	7	2.15	30.9	9.1
40	4	2.12	27.3	8.0
35	2	2.08	23.7	6.9
30	-1	2.05	22.9	6.7
25	-4	2.01	22.2	6.5
20	-7	1.98	21.4	6.3
17	-8	1.96	21.0	6.2
15	-9	1.94	20.2	5.9
10	-12	1.91	18.3	5.4
5	-15	1.79	16.3	4.8
0	-18	1.66	14.3	4.2
-5	-21	1.54	12.3	3.6
-10	-23	1.42	10.3	3.0
-15	-26	1.30	8.3	2.4
-20	-29	1.18	6.3	1.8

RATINGS

3 TON (-038)

NOTE - For Temperatures and Capacities not shown in tables, see bulletin - Cooling Unit Rating Table Correction Factor Data in Miscellaneous Engineering Data section.

HPXA19-038 - C33-48B with G61MPV-36B - CX34-44/48B-6F with G61MPV-36B - FIRST STAGE COOLING CAPACITY

Entering Wet Bulb Temperature	Total Air Volume		Outdoor Air Temperature Entering Outdoor Coil																							
			75°F (24°C)					85°F (29°C)					95°F (35°C)					105°F (41°C)								
	cfm	L/s	Total Cooling Capacity		Comp Motor kW Input	Sensible To Total Ratio (S/T) Dry Bulb			Total Cooling Capacity		Comp Motor kW Input	Sensible To Total Ratio (S/T) Dry Bulb			Total Cooling Capacity		Comp Motor kW Input	Sensible To Total Ratio (S/T) Dry Bulb			Total Cooling Capacity		Comp Motor kW Input	Sensible To Total Ratio (S/T) Dry Bulb		
			kBtuh	kW		75°F 24°C	80°F 27°C	85°F 29°C	kBtuh	kW		75°F 24°C	80°F 27°C	85°F 29°C	kBtuh	kW		75°F 24°C	80°F 27°C	85°F 29°C	kBtuh	kW		75°F 24°C	80°F 27°C	85°F 29°C
63°F (17°C)	595	280	24.8	7.3	1.16	.71	.83	.94	22.2	6.5	1.59	.74	.87	.99	20.8	6.1	1.87	.76	.90	1.00	19.2	5.6	2.18	.79	.94	1.00
	750	355	26.6	7.8	1.16	.75	.88	1.00	23.8	7.0	1.59	.78	.93	1.00	22.2	6.5	1.86	.81	.97	1.00	20.4	6.0	2.17	.84	1.00	1.00
	900	425	28.0	8.2	1.16	.79	.94	1.00	24.8	7.3	1.59	.83	.99	1.00	23.4	6.9	1.86	.86	1.00	1.00	21.8	6.4	2.18	.91	1.00	1.00
67°F (19°C)	595	280	26.8	7.9	1.17	.57	.68	.79	24.0	7.0	1.59	.59	.71	.83	22.4	6.6	1.86	.60	.73	.86	20.8	6.1	2.18	.61	.76	.89
	750	355	28.6	8.4	1.16	.59	.72	.84	25.6	7.5	1.59	.61	.75	.89	23.8	7.0	1.86	.63	.78	.93	22.0	6.4	2.17	.64	.81	.97
	900	425	30.0	8.8	1.17	.62	.76	.90	26.8	7.9	1.59	.64	.80	.95	25.0	7.3	1.85	.66	.83	.99	23.0	6.7	2.17	.68	.87	1.00
71°F (22°C)	595	280	28.4	8.3	1.17	.45	.56	.66	25.8	7.6	1.59	.45	.57	.68	24.2	7.1	1.86	.45	.58	.70	22.4	6.6	2.18	.46	.59	.72
	750	355	30.4	8.9	1.17	.46	.58	.69	27.4	8.0	1.59	.46	.59	.72	25.6	7.5	1.85	.46	.61	.75	23.8	7.0	2.17	.47	.63	.78
	900	425	31.8	9.3	1.18	.47	.61	.73	28.6	8.4	1.59	.48	.63	.77	26.8	7.9	1.85	.48	.64	.80	24.8	7.3	2.17	.49	.67	.84

HPXA19-038 - C33-48B with G61MPV-36B - CX34-44/48B-6F with G61MPV-36B - SECOND STAGE COOLING CAPACITY

Entering Wet Bulb Temperature	Total Air Volume		Outdoor Air Temperature Entering Outdoor Coil																							
			85°F (29°C)					95°F (35°C)					105°F (41°C)					115°F (46°C)								
	cfm	L/s	Total Cooling Capacity		Comp Motor kW Input	Sensible To Total Ratio (S/T) Dry Bulb			Total Cooling Capacity		Comp Motor kW Input	Sensible To Total Ratio (S/T) Dry Bulb			Total Cooling Capacity		Comp Motor kW Input	Sensible To Total Ratio (S/T) Dry Bulb			Total Cooling Capacity		Comp Motor kW Input	Sensible To Total Ratio (S/T) Dry Bulb		
			kBtuh	kW		75°F 24°C	80°F 27°C	85°F 29°C	kBtuh	kW		75°F 24°C	80°F 27°C	85°F 29°C	kBtuh	kW		75°F 24°C	80°F 27°C	85°F 29°C	kBtuh	kW		75°F 24°C	80°F 27°C	85°F 29°C
63°F (17°C)	975	460	34.6	10.1	2.06	.74	.86	.98	32.6	9.6	2.34	.75	.88	1.00	30.6	9.0	2.63	.77	.91	1.00	28.6	8.4	2.97	.79	.95	1.00
	1185	560	36.2	10.6	2.07	.77	.91	1.00	34.2	10.0	2.33	.79	.94	1.00	32.2	9.4	2.63	.82	.97	1.00	29.8	8.7	2.98	.85	1.00	1.00
	1445	680	37.8	11.1	2.08	.82	.97	1.00	35.8	10.5	2.34	.84	1.00	1.00	33.8	9.9	2.64	.87	1.00	1.00	31.8	9.3	2.98	.91	1.00	1.00
67°F (19°C)	975	460	36.6	10.7	2.07	.59	.71	.82	34.8	10.2	2.34	.60	.73	.85	32.8	9.6	2.63	.61	.74	.87	30.6	9.0	2.99	.62	.77	.91
	1185	560	38.5	11.3	2.08	.61	.74	.87	36.4	10.7	2.34	.63	.77	.90	34.2	10.0	2.64	.64	.79	.93	31.8	9.3	2.98	.66	.82	.97
	1445	680	40.0	11.7	2.08	.64	.79	.93	37.8	11.1	2.35	.66	.81	.96	35.6	10.4	2.65	.68	.84	.99	33.2	9.7	2.99	.70	.88	1.00
71°F (22°C)	975	460	38.5	11.3	2.08	.46	.57	.68	36.8	10.8	2.34	.47	.58	.70	34.8	10.2	2.64	.47	.59	.71	32.6	9.6	2.99	.47	.61	.74
	1185	560	40.5	11.9	2.08	.47	.60	.72	38.5	11.3	2.35	.47	.61	.74	36.4	10.7	2.66	.48	.63	.76	34.0	10.0	2.99	.49	.64	.79
	1445	680	42.0	12.3	2.09	.48	.62	.76	40.0	11.7	2.36	.49	.64	.79	37.6	11.0	2.66	.50	.66	.81	35.2	10.3	3.00	.51	.68	.85

HPXA19-038 - C33-48B with G61MPV-36B - CX34-44/48B-6F with G61MPV-36B - FIRST STAGE HEATING CAPACITY

Indoor Coil Air Volume 70°F db (21°C db)	Air Temperature Entering Outdoor Coil												
	65°F (18°C)			60°F (16°C)			55°F (13°C)			50°F (10°C)			
	cfm	L/s	Total Heating Capacity kBtuh	kW	Comp. Motor kW Input	Total Heating Capacity kBtuh	kW	Comp. Motor kW Input	Total Heating Capacity kBtuh	kW	Comp. Motor kW Input	Total Heating Capacity kBtuh	kW
595	280	27.3	8.0	2.02	25.3	7.4	1.95	23.4	6.9	1.88	21.5	6.3	1.81
750	355	28.1	8.2	1.85	26.2	7.7	1.78	24.2	7.1	1.71	22.3	6.5	1.64
900	425	29.2	8.6	1.72	27.3	8.0	1.65	25.3	7.4	1.58	23.4	6.9	1.51

HPXA19-038 - C33-48B with G61MPV-36B - CX34-44/48B-6F with G61MPV-36B - SECOND STAGE HEATING CAPACITY

Indoor Coil Air Volume 70°F db (21°C db)	Air Temperature Entering Outdoor Coil														
	65°F (18°C)			45°F (7°C)			25°F (-4°C)			5°F (-15°C)			-15°F (-26°C)		
	cfm	L/s	Total Heating Capacity kBtuh	kW	Comp. Motor kW Input	Total Heating Capacity kBtuh	kW	Comp. Motor kW Input	Total Heating Capacity kBtuh	kW	Comp. Motor kW Input	Total Heating Capacity kBtuh	kW	Comp. Motor kW Input	
975	460	37.1	10.9	2.66	29.6	8.7	2.51	21.7	6.4	2.37	16.0	4.7	2.05		
1185	560	37.8	11.1	2.53	30.3	8.9	2.38	22.4	6.6	2.24	16.7	4.9	1.92		
1445	680	38.3	11.2	2.42	30.8	9.0	2.27	22.9	6.7	2.13	17.2	5.0	1.80		

**HPXA19-038 - C33-48B with G61MPV-36B
CX34-44/48B-6F with G61MPV-36B
HEATING PERFORMANCE at 1185 cfm (560 L/s) Indoor Coil Air Volume**

*Outdoor Temperature		Compressor Motor kW Input	Total Output	
°F	°C		kBtuh	kW
65	18	2.53	37.8	11.1
60	16	2.49	36.1	10.6
55	13	2.45	34.4	10.1
50	10	2.40	32.6	9.6
47	8	2.38	31.6	9.3
45	7	2.38	30.3	8.9
40	4	2.39	27.1	7.9
35	2	2.40	23.8	7.0
30	-1	2.32	23.1	6.8
25	-4	2.24	22.4	6.6
20	-7	2.16	21.6	6.3
17	-8	2.11	21.2	6.2
15	-9	2.09	20.5	6.0
10	-12	2.05	18.8	5.5
5	-15	1.92	16.7	4.9
0	-18	1.79	14.6	4.3
-5	-21	1.66	12.6	3.7
-10	-23	1.53	10.5	3.1
-15	-26	1.40	8.4	2.5
-20	-29	1.27	6.4	1.9

RATINGS

3 TON (-038)

NOTE - For Temperatures and Capacities not shown in tables, see bulletin - Cooling Unit Rating Table Correction Factor Data in Miscellaneous Engineering Data section.

HPXA19-038 - C33-44C with G61MPV-36C-090 - FIRST STAGE COOLING CAPACITY

Entering Wet Bulb Temperature	Total Air Volume		Outdoor Air Temperature Entering Outdoor Coil																							
			75°F (24°C)						85°F (29°C)						95°F (35°C)						105°F (41°C)					
			Total Cooling Capacity		Comp Motor kW Input	Sensible To Total Ratio (S/T) Dry Bulb			Total Cooling Capacity		Comp Motor kW Input	Sensible To Total Ratio (S/T) Dry Bulb			Total Cooling Capacity		Comp Motor kW Input	Sensible To Total Ratio (S/T) Dry Bulb			Total Cooling Capacity		Comp Motor kW Input	Sensible To Total Ratio (S/T) Dry Bulb		
			kBtuh	kW		75°F 24°C	80°F 27°C	85°F 29°C	kBtuh	kW		75°F 24°C	80°F 27°C	85°F 29°C	kBtuh	kW		75°F 24°C	80°F 27°C	85°F 29°C	kBtuh	kW		75°F 24°C	80°F 27°C	85°F 29°C
63°F (17°C)	655	310	25.6	7.5	1.16	.73	.85	.97	23.0	6.7	1.59	.76	.90	1.00	21.4	6.3	1.86	.78	.93	1.00	19.7	5.8	2.18	.81	.97	1.00
	855	405	27.6	8.1	1.17	.77	.92	1.00	24.6	7.2	1.59	.81	.98	1.00	22.8	6.7	1.86	.84	1.00	1.00	21.4	6.3	2.18	.88	1.00	1.00
	895	420	28.0	8.2	1.17	.79	.94	1.00	24.8	7.3	1.59	.83	.99	1.00	23.4	6.9	1.86	.86	1.00	1.00	21.8	6.4	2.17	.90	1.00	1.00
67°F (19°C)	655	310	27.6	8.1	1.16	.58	.70	.81	24.8	7.3	1.59	.60	.73	.85	23.2	6.8	1.86	.61	.75	.89	21.4	6.3	2.18	.63	.78	.92
	855	405	29.6	8.7	1.17	.61	.75	.88	26.4	7.7	1.59	.63	.78	.94	24.6	7.2	1.85	.65	.81	.97	22.8	6.7	2.17	.67	.85	1.00
	895	420	30.0	8.8	1.17	.62	.76	.90	26.8	7.9	1.59	.64	.80	.95	25.0	7.3	1.86	.66	.83	.99	23.0	6.7	2.17	.68	.87	1.00
71°F (22°C)	655	310	29.4	8.6	1.17	.46	.56	.67	26.4	7.7	1.58	.45	.58	.70	24.8	7.3	1.86	.46	.59	.72	23.0	6.7	2.18	.47	.61	.74
	855	405	31.4	9.2	1.18	.46	.59	.72	28.4	8.3	1.59	.47	.61	.75	26.6	7.8	1.86	.47	.63	.78	24.6	7.2	2.17	.48	.65	.81
	895	420	31.8	9.3	1.18	.47	.60	.73	28.6	8.4	1.59	.47	.63	.77	26.8	7.9	1.86	.48	.64	.80	24.8	7.3	2.17	.49	.67	.84

HPXA19-038 - C33-44C with G61MPV-36C-090 - SECOND STAGE COOLING CAPACITY

Entering Wet Bulb Temperature	Total Air Volume		Outdoor Air Temperature Entering Outdoor Coil																							
			85°F (29°C)						95°F (35°C)						105°F (41°C)						115°F (46°C)					
			Total Cooling Capacity		Comp Motor kW Input	Sensible To Total Ratio (S/T) Dry Bulb			Total Cooling Capacity		Comp Motor kW Input	Sensible To Total Ratio (S/T) Dry Bulb			Total Cooling Capacity		Comp Motor kW Input	Sensible To Total Ratio (S/T) Dry Bulb			Total Cooling Capacity		Comp Motor kW Input	Sensible To Total Ratio (S/T) Dry Bulb		
			kBtuh	kW		75°F 24°C	80°F 27°C	85°F 29°C	kBtuh	kW		75°F 24°C	80°F 27°C	85°F 29°C	kBtuh	kW		75°F 24°C	80°F 27°C	85°F 29°C	kBtuh	kW		75°F 24°C	80°F 27°C	85°F 29°C
63°F (17°C)	1045	495	35.0	10.3	2.08	.75	.88	1.00	33.2	9.7	2.34	.76	.91	1.00	31.2	9.1	2.65	.79	.94	1.00	29.0	8.5	2.99	.81	.97	1.00
	1230	580	36.4	10.7	2.08	.78	.92	1.00	34.4	10.1	2.35	.80	.95	1.00	32.4	9.5	2.64	.83	.98	1.00	30.2	8.9	3.00	.86	1.00	1.00
	1300	615	37.0	10.8	2.08	.80	.95	1.00	35.0	10.3	2.34	.82	.97	1.00	32.8	9.6	2.66	.85	1.00	1.00	30.8	9.0	3.00	.88	1.00	1.00
67°F (19°C)	1045	495	37.4	11.0	2.08	.60	.72	.84	35.4	10.4	2.35	.61	.74	.87	33.4	9.8	2.66	.62	.76	.90	31.2	9.1	2.99	.63	.79	.93
	1230	580	38.5	11.3	2.09	.62	.75	.89	36.6	10.7	2.36	.63	.78	.92	34.6	10.1	2.65	.64	.80	.95	32.2	9.4	3.00	.66	.83	.99
	1300	615	39.0	11.4	2.09	.62	.76	.91	37.0	10.8	2.35	.65	.79	.94	35.0	10.3	2.65	.66	.82	.97	32.6	9.6	3.00	.68	.85	1.00
71°F (22°C)	1045	495	39.5	11.6	2.10	.47	.59	.70	37.6	11.0	2.35	.47	.59	.72	35.4	10.4	2.66	.47	.60	.73	33.2	9.7	3.00	.48	.62	.76
	1230	580	41.0	12.0	2.09	.47	.61	.73	39.0	11.4	2.36	.47	.61	.75	36.6	10.7	2.66	.49	.63	.77	34.2	10.0	3.01	.49	.65	.80
	1300	615	41.5	12.2	2.10	.48	.61	.75	39.5	11.6	2.37	.49	.63	.77	37.0	10.8	2.66	.49	.64	.79	34.6	10.1	3.01	.50	.66	.82

HPXA19-038 - C33-44C with G61MPV-36C-090 - FIRST STAGE HEATING CAPACITY

Indoor Coil Air Volume 70°F db (21°C db)	Air Temperature Entering Outdoor Coil															
	65°F (18°C)				60°F (16°C)				55°F (13°C)				50°F (10°C)			
	cfm	L/s	Total Heating Capacity kBtuh	kW	Comp. Motor kW Input	Total Heating Capacity kBtuh	kW	Comp. Motor kW Input	Total Heating Capacity kBtuh	kW	Comp. Motor kW Input	Total Heating Capacity kBtuh	kW	Comp. Motor kW Input		
650	305	27.3	8.0	1.97	25.6	7.5	1.96	24.0	7.0	1.96	22.3	6.5	1.96			
855	405	28.4	8.3	1.75	26.8	7.9	1.75	25.1	7.4	1.74	23.4	6.9	1.74			
895	420	28.6	8.4	1.71	26.9	7.9	1.71	25.2	7.4	1.71	23.6	6.9	1.70			

HPXA19-038 - C33-44C with G61MPV-36C-090 - SECOND STAGE HEATING CAPACITY

Indoor Coil Air Volume 70°F db (21°C db)	Air Temperature Entering Outdoor Coil																			
	65°F (18°C)				45°F (7°C)				25°F (-4°C)				5°F (-15°C)				-15°F (-26°C)			
	cfm	L/s	Total Heating Capacity kBtuh	kW	Comp. Motor kW Input	Total Heating Capacity kBtuh	kW	Comp. Motor kW Input	Total Heating Capacity kBtuh	kW	Comp. Motor kW Input	Total Heating Capacity kBtuh	kW	Comp. Motor kW Input	Total Heating Capacity kBtuh	kW	Comp. Motor kW Input			
1045	495	38.0	11.1	2.61	30.2	8.9	2.46	22.0	6.4	2.31	16.2	4.7	2.02	7.9	2.3	1.50				
1230	580	38.5	11.3	2.49	30.7	9.0	2.34	22.5	6.6	2.20	16.7	4.9	1.90	8.4	2.5	1.38				
1300	615	38.6	11.3	2.46	30.8	9.0	2.31	22.6	6.6	2.17	16.8	4.9	1.87	8.5	2.5	1.35				

HPXA19-038 - C33-44C with G61MPV-36C-090 HEATING PERFORMANCE at 1230 cfm (580 L/s) Indoor Coil Air Volume

*Outdoor Temperature		Compressor Motor kW Input		Total Output	
°F	°C	kW Input		kBtuh	kW
65	18	2.49		38.5	11.3
60	16	2.45		36.7	10.8
55	13	2.41		34.9	10.2
50	10	2.37		33.1	9.7
47	8	2.34		32.0	9.4
45	7	2.34		30.7	9.0
40	4	2.34		27.4	8.0
35	2	2.34		24.0	7.0
30	-1	2.27		23.3	6.8
25	-4	2.20		22.5	6.6
20	-7	2.13		21.7	6.4
17	-8	2.09		21.2	6.2
15	-9	2.07		20.5	6.0
10	-12	2.03		18.7	5.5
5	-15	1.90		16.7	4.9
0	-18	1.77		14.6	4.3
-5	-21	1.64		12.5	3.7
-10	-23	1.51		10.5	3.1
-15	-26	1.38		8.4	2.5
-20	-29	1.26		6.4	1.9

RATINGS

3 TON (-038)

NOTE - For Temperatures and Capacities not shown in tables, see bulletin - Cooling Unit Rating Table Correction Factor Data in Miscellaneous Engineering Data section.

HPXA19-038 - C33-48C with G61MPV-36C-090 - CX34-44/48C-6F with G61MPV-36C-090 - FIRST STAGE COOLING CAPACITY

Entering Wet Bulb Temperature	Total Air Volume		Outdoor Air Temperature Entering Outdoor Coil																							
			75°F (24°C)						85°F (29°C)						95°F (35°C)						105°F (41°C)					
			Total Cooling Capacity		Comp Motor kW Input	Sensible To Total Ratio (S/T) Dry Bulb			Total Cooling Capacity		Comp Motor kW Input	Sensible To Total Ratio (S/T) Dry Bulb			Total Cooling Capacity		Comp Motor kW Input	Sensible To Total Ratio (S/T) Dry Bulb			Total Cooling Capacity		Comp Motor kW Input	Sensible To Total Ratio (S/T) Dry Bulb		
			kBtuh	kW		75°F 24°C	80°F 27°C	85°F 29°C	kBtuh	kW		75°F 24°C	80°F 27°C	85°F 29°C	kBtuh	kW		75°F 24°C	80°F 27°C	85°F 29°C	kBtuh	kW		75°F 24°C	80°F 27°C	85°F 29°C
63°F (17°C)	655	310	25.6	7.5	1.16	.73	.85	.97	23.0	6.7	1.59	.76	.90	1.00	21.4	6.3	1.86	.78	.93	1.00	19.7	5.8	2.18	.81	.97	1.00
	855	405	27.6	8.1	1.17	.77	.92	1.00	24.6	7.2	1.59	.81	.97	1.00	22.8	6.7	1.86	.84	1.00	1.00	21.4	6.3	2.18	.88	1.00	1.00
	895	420	28.0	8.2	1.16	.79	.93	1.00	24.8	7.3	1.59	.83	.99	1.00	23.4	6.9	1.86	.86	1.00	1.00	21.8	6.4	2.18	.90	1.00	1.00
67°F (19°C)	655	310	27.4	8.0	1.17	.58	.70	.81	24.6	7.2	1.59	.60	.73	.85	23.0	6.7	1.86	.61	.75	.88	21.4	6.3	2.18	.63	.78	.92
	855	405	29.4	8.6	1.17	.61	.75	.88	26.4	7.7	1.59	.63	.78	.93	24.6	7.2	1.85	.64	.81	.97	22.6	6.6	2.17	.67	.85	1.00
	895	420	29.8	8.7	1.17	.62	.76	.89	26.8	7.9	1.59	.64	.80	.95	25.0	7.3	1.85	.66	.83	.99	23.0	6.7	2.17	.68	.87	1.00
71°F (22°C)	655	310	29.2	8.6	1.17	.45	.56	.67	26.4	7.7	1.59	.46	.58	.70	24.8	7.3	1.86	.46	.59	.72	23.0	6.7	2.18	.47	.61	.74
	855	405	31.4	9.2	1.18	.46	.59	.72	28.2	8.3	1.59	.47	.61	.75	26.4	7.7	1.86	.47	.63	.78	24.6	7.2	2.17	.48	.65	.81
	895	420	31.8	9.3	1.18	.47	.60	.73	28.6	8.4	1.59	.48	.63	.77	26.8	7.9	1.86	.48	.64	.80	24.8	7.3	2.17	.49	.66	.83

HPXA19-038 - C33-48C with G61MPV-36C-090 - CX34-44/48C-6F with G61MPV-36C-090 - SECOND STAGE COOLING CAPACITY

Entering Wet Bulb Temperature	Total Air Volume		Outdoor Air Temperature Entering Outdoor Coil																							
			85°F (29°C)						95°F (35°C)						105°F (41°C)						115°F (46°C)					
			Total Cooling Capacity		Comp Motor kW Input	Sensible To Total Ratio (S/T) Dry Bulb			Total Cooling Capacity		Comp Motor kW Input	Sensible To Total Ratio (S/T) Dry Bulb			Total Cooling Capacity		Comp Motor kW Input	Sensible To Total Ratio (S/T) Dry Bulb			Total Cooling Capacity		Comp Motor kW Input	Sensible To Total Ratio (S/T) Dry Bulb		
			kBtuh	kW		75°F 24°C	80°F 27°C	85°F 29°C	kBtuh	kW		75°F 24°C	80°F 27°C	85°F 29°C	kBtuh	kW		75°F 24°C	80°F 27°C	85°F 29°C	kBtuh	kW		75°F 24°C	80°F 27°C	85°F 29°C
63°F (17°C)	1050	495	35.2	10.3	2.07	.75	.88	.99	33.4	9.8	2.34	.76	.90	1.00	31.2	9.1	2.64	.79	.93	1.00	29.0	8.5	2.98	.81	.97	1.00
	1230	580	36.6	10.7	2.08	.78	.92	1.00	34.6	10.1	2.34	.80	.95	1.00	32.6	9.6	2.64	.82	.98	1.00	30.2	8.9	2.99	.85	1.00	1.00
	1300	615	37.0	10.8	2.08	.79	.94	1.00	35.0	10.3	2.34	.82	.97	1.00	33.0	9.7	2.65	.84	1.00	1.00	30.8	9.0	2.99	.88	1.00	1.00
67°F (19°C)	1050	495	37.4	11.0	2.08	.60	.72	.84	35.4	10.4	2.34	.61	.74	.86	33.4	9.8	2.65	.62	.76	.89	31.2	9.1	2.98	.63	.78	.93
	1230	580	38.5	11.3	2.09	.62	.75	.88	36.6	10.7	2.35	.63	.77	.91	34.6	10.1	2.65	.64	.80	.94	32.2	9.4	2.99	.66	.83	.98
	1300	615	39.0	11.4	2.09	.62	.77	.90	37.2	10.9	2.35	.64	.79	.93	35.0	10.3	2.65	.66	.82	.96	32.6	9.6	3.00	.68	.85	1.00
71°F (22°C)	1050	495	39.5	11.6	2.09	.47	.58	.69	37.6	11.0	2.35	.47	.60	.71	35.6	10.4	2.65	.47	.60	.73	33.2	9.7	2.99	.48	.62	.76
	1230	580	40.5	11.9	2.09	.47	.60	.72	38.5	11.3	2.36	.48	.60	.73	36.6	10.7	2.65	.48	.63	.77	34.4	10.1	3.00	.49	.65	.80
	1300	615	41.0	12.0	2.09	.48	.61	.74	39.5	11.6	2.36	.48	.63	.76	37.2	10.9	2.65	.49	.64	.79	34.8	10.2	3.00	.50	.66	.82

HPXA19-038 - C33-48C with G61MPV-36C-090 - CX34-44/48C-6F with G61MPV-36C-090 - FIRST STAGE HEATING CAPACITY

Indoor Coil Air Volume 70°F db (21°C db)	Air Temperature Entering Outdoor Coil															
	65°F (18°C)				60°F (16°C)				55°F (13°C)				50°F (10°C)			
	cfm	L/s	Total Heating Capacity kBtuh	kW	Comp. Motor kW Input	Total Heating Capacity kBtuh	kW	Comp. Motor kW Input	Total Heating Capacity kBtuh	kW	Comp. Motor kW Input	Total Heating Capacity kBtuh	kW	Comp. Motor kW Input		
655	310	27.0	7.9	2.03	25.4	7.4	2.02	23.7	6.9	2.01	22.1	6.5	2.00			
855	405	28.2	8.3	1.80	26.5	7.8	1.79	24.9	7.3	1.78	23.3	6.8	1.77			
895	420	28.3	8.3	1.78	26.6	7.8	1.77	25.0	7.3	1.76	23.4	6.9	1.75			

HPXA19-038 - C33-48C with G61MPV-36C-090 - CX34-44/48C-6F with G61MPV-36C-090 - SECOND STAGE HEATING CAPACITY

Indoor Coil Air Volume 70°F db (21°C db)	Air Temperature Entering Outdoor Coil																			
	65°F (18°C)				45°F (7°C)				25°F (-4°C)				5°F (-15°C)				-15°F (-26°C)			
	cfm	L/s	Total Heating Capacity kBtuh	kW	Comp. Motor kW Input	Total Heating Capacity kBtuh	kW	Comp. Motor kW Input	Total Heating Capacity kBtuh	kW	Comp. Motor kW Input	Total Heating Capacity kBtuh	kW	Comp. Motor kW Input	Total Heating Capacity kBtuh	kW	Comp. Motor kW Input			
1050	495	37.3	10.9	2.63	29.8	8.7	2.47	21.9	6.4	2.33	16.2	4.7	2.01	7.9	2.3	1.49				
1230	580	37.8	11.1	2.53	30.3	8.9	2.37	22.4	6.6	2.22	16.7	4.9	1.90	8.4	2.5	1.39				
1300	615	38.0	11.1	2.49	30.5	8.9	2.33	22.6	6.6	2.19	16.9	5.0	1.87	8.6	2.5	1.35				

**HPXA19-038 - C33-48C with G61MPV-36C-090
CX34-44/48C-6F with G61MPV-36C-090
HEATING PERFORMANCE at 1230 cfm (580 L/s) Indoor Coil Air Volume**

*Outdoor Temperature		Compressor Motor kW Input	Total Output	
°F	°C		kBtuh	kW
65	18	2.53	37.8	11.1
60	16	2.48	36.1	10.6
55	13	2.44	34.4	10.1
50	10	2.39	32.6	9.6
47	8	2.36	31.6	9.3
45	7	2.37	30.3	8.9
40	4	2.38	27.1	7.9
35	2	2.38	23.9	7.0
30	-1	2.30	23.1	6.8
25	-4	2.22	22.4	6.6
20	-7	2.14	21.6	6.3
17	-8	2.10	21.2	6.2
15	-9	2.08	20.5	6.0
10	-12	2.03	18.8	5.5
5	-15	1.90	16.7	4.9
0	-18	1.77	14.6	4.3
-5	-21	1.65	12.6	3.7
-10	-23	1.52	10.5	3.1
-15	-26	1.39	8.4	2.5
-20	-29	1.26	6.4	1.9

RATINGS

3 TON (-038)

NOTE - For Temperatures and Capacities not shown in tables, see bulletin - Cooling Unit Rating Table Correction Factor Data in Miscellaneous Engineering Data section.

HPXA19-038 - C33-50/60C with G61MPV-36C-090 - CX34-50/60C-6F with G61MPV-36C-090 - FIRST STAGE COOLING CAPACITY

Entering Wet Bulb Temperature	Total Air Volume		Outdoor Air Temperature Entering Outdoor Coil																							
			85°F (29°C)						95°F (35°C)						105°F (41°C)						115°F (46°C)					
			Total Cooling Capacity		Comp Motor kW Input	Sensible To Total Ratio (S/T) Dry Bulb			Total Cooling Capacity		Comp Motor kW Input	Sensible To Total Ratio (S/T) Dry Bulb			Total Cooling Capacity		Comp Motor kW Input	Sensible To Total Ratio (S/T) Dry Bulb			Total Cooling Capacity		Comp Motor kW Input	Sensible To Total Ratio (S/T) Dry Bulb		
			kBtuh	kW		75°F 24°C	80°F 27°C	85°F 29°C	kBtuh	kW		75°F 24°C	80°F 27°C	85°F 29°C	kBtuh	kW		75°F 24°C	80°F 27°C	85°F 29°C	kBtuh	kW		75°F 24°C	80°F 27°C	85°F 29°C
63°F (17°C)	655	310	25.8	7.6	1.16	.73	.85	.97	23.2	6.8	1.59	.76	.90	1.00	21.6	6.3	1.86	.78	.93	1.00	19.9	5.8	2.18	.81	.97	1.00
	855	405	27.8	8.1	1.17	.78	.92	1.00	24.8	7.3	1.59	.82	.98	1.00	23.2	6.8	1.86	.85	1.00	1.00	21.6	6.3	2.18	.89	1.00	1.00
	895	420	28.2	8.3	1.17	.79	.94	1.00	25.2	7.4	1.59	.84	1.00	1.00	23.6	6.9	1.86	.87	1.00	1.00	22.2	6.5	2.17	.91	1.00	1.00
67°F (19°C)	655	310	27.8	8.1	1.16	.58	.70	.82	25.0	7.3	1.59	.60	.73	.86	23.2	6.8	1.86	.61	.75	.89	21.4	6.3	2.18	.63	.78	.93
	855	405	29.8	8.7	1.17	.61	.75	.88	26.6	7.8	1.59	.63	.79	.94	24.8	7.3	1.86	.65	.82	.98	22.8	6.7	2.17	.67	.85	1.00
	895	420	30.2	8.9	1.17	.62	.77	.90	27.0	7.9	1.59	.65	.81	.96	25.2	7.4	1.85	.66	.84	.99	23.2	6.8	2.17	.69	.87	1.00
71°F (22°C)	655	310	29.6	8.7	1.17	.46	.57	.67	26.8	7.9	1.59	.46	.58	.70	25.0	7.3	1.86	.46	.60	.72	23.2	6.8	2.18	.47	.61	.75
	855	405	31.8	9.3	1.18	.46	.59	.72	28.6	8.4	1.59	.47	.62	.76	26.8	7.9	1.86	.48	.63	.79	24.8	7.3	2.17	.49	.66	.82
	895	420	32.2	9.4	1.18	.47	.61	.73	29.0	8.5	1.60	.48	.63	.78	27.0	7.9	1.86	.49	.65	.81	25.0	7.3	2.17	.50	.67	.84

HPXA19-038 - C33-50/60C with G61MPV-36C-090 - CX34-50/60C-6F with G61MPV-36C-090 - SECOND STAGE COOLING CAPACITY

Entering Wet Bulb Temperature	Total Air Volume		Outdoor Air Temperature Entering Outdoor Coil																							
			85°F (29°C)						95°F (35°C)						105°F (41°C)						115°F (46°C)					
			Total Cooling Capacity		Comp Motor kW Input	Sensible To Total Ratio (S/T) Dry Bulb			Total Cooling Capacity		Comp Motor kW Input	Sensible To Total Ratio (S/T) Dry Bulb			Total Cooling Capacity		Comp Motor kW Input	Sensible To Total Ratio (S/T) Dry Bulb			Total Cooling Capacity		Comp Motor kW Input	Sensible To Total Ratio (S/T) Dry Bulb		
			kBtuh	kW		75°F 24°C	80°F 27°C	85°F 29°C	kBtuh	kW		75°F 24°C	80°F 27°C	85°F 29°C	kBtuh	kW		75°F 24°C	80°F 27°C	85°F 29°C	kBtuh	kW		75°F 24°C	80°F 27°C	85°F 29°C
63°F (17°C)	1045	495	35.6	10.4	2.07	.75	.88	1.00	33.8	9.9	2.34	.77	.91	1.00	31.6	9.3	2.64	.79	.94	1.00	29.4	8.6	2.98	.82	.98	1.00
	1230	580	37.0	10.8	2.08	.78	.93	1.00	35.0	10.3	2.34	.80	.95	1.00	32.8	9.6	2.64	.83	.99	1.00	30.6	9.0	2.99	.86	1.00	1.00
	1300	615	37.6	11.0	2.07	.80	.94	1.00	35.6	10.4	2.34	.82	.98	1.00	33.4	9.8	2.65	.85	1.00	1.00	31.4	9.2	2.98	.88	1.00	1.00
67°F (19°C)	1045	495	37.8	11.1	2.08	.60	.72	.84	35.8	10.5	2.34	.61	.74	.87	33.8	9.9	2.64	.62	.76	.90	31.6	9.3	2.98	.64	.79	.94
	1230	580	39.0	11.4	2.09	.61	.76	.89	37.0	10.8	2.35	.63	.78	.92	35.0	10.3	2.64	.65	.80	.95	32.6	9.6	2.99	.67	.83	.99
	1300	615	39.5	11.6	2.08	.63	.77	.91	37.6	11.0	2.35	.65	.79	.94	35.4	10.4	2.65	.66	.82	.97	33.0	9.7	3.00	.68	.86	1.00
71°F (22°C)	1045	495	40.0	11.7	2.09	.47	.58	.70	38.0	11.1	2.35	.47	.59	.71	35.8	10.5	2.65	.47	.60	.74	33.6	9.8	2.99	.48	.63	.76
	1230	580	41.0	12.0	2.09	.47	.60	.73	39.5	11.6	2.36	.47	.62	.75	37.2	10.9	2.65	.49	.63	.77	34.6	10.1	3.00	.49	.65	.81
	1300	615	41.5	12.2	2.09	.48	.61	.75	40.0	11.7	2.36	.48	.63	.77	37.6	11.0	2.66	.49	.65	.79	35.0	10.3	3.00	.50	.66	.83

HPXA19-038 - C33-50/60C with G61MPV-36C-090 - CX34-50/60C-6F with G61MPV-36C-090 - FIRST STAGE HEATING CAPACITY

Indoor Coil Air Volume 70°F db (21°C db)	Air Temperature Entering Outdoor Coil															
	65°F (18°C)				60°F (16°C)				55°F (13°C)				50°F (10°C)			
	cfm	L/s	Total Heating Capacity kBtuh	kW	Comp. Motor kW Input	Total Heating Capacity kBtuh	kW	Comp. Motor kW Input	Total Heating Capacity kBtuh	kW	Comp. Motor kW Input	Total Heating Capacity kBtuh	kW	Comp. Motor kW Input		
655	310	27.4	8.0	1.95	25.7	7.5	1.96	24.0	7.0	1.96	22.4	6.6	1.96			
855	405	28.4	8.3	1.73	26.8	7.9	1.74	25.1	7.4	1.74	23.4	6.9	1.74			
895	420	28.6	8.4	1.70	26.9	7.9	1.71	25.2	7.4	1.71	23.6	6.9	1.71			

HPXA19-038 - C33-50/60C with G61MPV-36C-090 - CX34-50/60C-6F with G61MPV-36C-090 - SECOND STAGE HEATING CAPACITY

Indoor Coil Air Volume 70°F db (21°C db)	Air Temperature Entering Outdoor Coil																			
	65°F (18°C)				45°F (7°C)				25°F (-4°C)				5°F (-15°C)				-15°F (-26°C)			
	cfm	L/s	Total Heating Capacity kBtuh	kW	Comp. Motor kW Input	Total Heating Capacity kBtuh	kW	Comp. Motor kW Input	Total Heating Capacity kBtuh	kW	Comp. Motor kW Input	Total Heating Capacity kBtuh	kW	Comp. Motor kW Input	Total Heating Capacity kBtuh	kW	Comp. Motor kW Input			
1050	495	38.0	11.1	2.55	30.2	8.9	2.42	22.0	6.4	2.30	16.1	4.7	2.00	7.9	2.3	1.48				
1230	580	38.5	11.3	2.44	30.7	9.0	2.31	22.5	6.6	2.20	16.6	4.9	1.90	8.4	2.5	1.38				
1300	615	38.6	11.3	2.41	30.8	9.0	2.28	22.6	6.6	2.16	16.7	4.9	1.86	8.5	2.5	1.34				

**HPXA19-038 - C33-50/60C with G61MPV-36C-090
CX34-50/60C-6F with G61MPV-36C-090
HEATING PERFORMANCE at 1230 cfm (580 L/s) Indoor Coil Air Volume**

*Outdoor Temperature		Compressor Motor kW Input		Total Output	
°F	°C	kW Input		kBtuh	kW
65	18	2.44		38.5	11.3
60	16	2.40		36.7	10.8
55	13	2.37		34.9	10.2
50	10	2.33		33.1	9.7
47	8	2.31		32.0	9.4
45	7	2.31		30.7	9.0
40	4	2.33		27.4	8.0
35	2	2.34		24.0	7.0
30	-1	2.27		23.3	6.8
25	-4	2.20		22.5	6.6
20	-7	2.13		21.7	6.4
17	-8	2.08		21.2	6.2
15	-9	2.07		20.5	6.0
10	-12	2.03		18.7	5.5
5	-15	1.90		16.6	4.9
0	-18	1.77		14.6	4.3
-5	-21	1.64		12.5	3.7
-10	-23	1.51		10.5	3.1
-15	-26	1.38		8.4	2.5
-20	-29	1.25		6.4	1.9

RATINGS

3 TON (-038)

NOTE - For Temperatures and Capacities not shown in tables, see bulletin - Cooling Unit Rating Table Correction Factor Data in Miscellaneous Engineering Data section.

HPXA19-038 - C33-60D with G61MPV-60D-135 - CX34-60D-6F with G61MPV-60D-135 - FIRST STAGE COOLING CAPACITY

Entering Wet Bulb Temperature	Total Air Volume		Outdoor Air Temperature Entering Outdoor Coil																							
			75°F (24°C)						85°F (29°C)						95°F (35°C)						105°F (41°C)					
			Total Cooling Capacity		Comp Motor kW Input	Sensible To Total Ratio (S/T) Dry Bulb			Total Cooling Capacity		Comp Motor kW Input	Sensible To Total Ratio (S/T) Dry Bulb			Total Cooling Capacity		Comp Motor kW Input	Sensible To Total Ratio (S/T) Dry Bulb			Total Cooling Capacity		Comp Motor kW Input	Sensible To Total Ratio (S/T) Dry Bulb		
			kBtuh	kW		75°F 24°C	80°F 27°C	85°F 29°C	kBtuh	kW		75°F 24°C	80°F 27°C	85°F 29°C	kBtuh	kW		75°F 24°C	80°F 27°C	85°F 29°C	kBtuh	kW		75°F 24°C	80°F 27°C	85°F 29°C
63°F (17°C)	890	420	28.6	8.4	1.17	.80	.95	1.00	25.6	7.5	1.59	.85	1.00	1.00	24.2	7.1	1.85	.89	1.00	1.00	22.6	6.6	2.17	.93	1.00	1.00
	1095	515	29.8	8.7	1.17	.85	1.00	1.00	27.2	8.0	1.60	.91	1.00	1.00	25.6	7.5	1.86	.94	1.00	1.00	24.0	7.0	2.18	.99	1.00	1.00
67°F (19°C)	890	420	30.4	8.9	1.17	.63	.77	.91	27.2	8.0	1.59	.66	.82	.97	25.4	7.4	1.85	.68	.85	1.00	23.4	6.9	2.18	.71	.89	1.00
	1095	515	31.8	9.3	1.18	.66	.82	.97	28.4	8.3	1.59	.69	.87	1.00	26.4	7.7	1.86	.71	.91	1.00	24.4	7.2	2.18	.74	.96	1.00
71°F (22°C)	890	420	32.4	9.5	1.18	.48	.62	.75	29.2	8.6	1.60	.49	.64	.79	27.4	8.0	1.85	.50	.67	.82	25.4	7.4	2.18	.51	.69	.86
	1095	515	33.6	9.8	1.19	.49	.64	.79	30.4	8.9	1.60	.50	.68	.84	28.4	8.3	1.86	.51	.70	.88	26.2	7.7	2.17	.52	.73	.92

HPXA19-038 - C33-60D with G61MPV-60D-135 - CX34-60D-6F with G61MPV-60D-135 - SECOND STAGE COOLING CAPACITY

Entering Wet Bulb Temperature	Total Air Volume		Outdoor Air Temperature Entering Outdoor Coil																							
			85°F (29°C)						95°F (35°C)						105°F (41°C)						115°F (46°C)					
			Total Cooling Capacity		Comp Motor kW Input	Sensible To Total Ratio (S/T) Dry Bulb			Total Cooling Capacity		Comp Motor kW Input	Sensible To Total Ratio (S/T) Dry Bulb			Total Cooling Capacity		Comp Motor kW Input	Sensible To Total Ratio (S/T) Dry Bulb			Total Cooling Capacity		Comp Motor kW Input	Sensible To Total Ratio (S/T) Dry Bulb		
			kBtuh	kW		75°F 24°C	80°F 27°C	85°F 29°C	kBtuh	kW		75°F 24°C	80°F 27°C	85°F 29°C	kBtuh	kW		75°F 24°C	80°F 27°C	85°F 29°C	kBtuh	kW		75°F 24°C	80°F 27°C	85°F 29°C
63°F (17°C)	1290	610	37.6	11.0	2.06	.81	.96	1.00	35.4	10.4	2.32	.83	.99	1.00	33.4	9.8	2.61	.86	1.00	1.00	31.4	9.2	2.95	.90	1.00	1.00
	1590	750	39.0	11.4	2.06	.85	1.00	1.00	37.2	10.9	2.33	.88	1.00	1.00	35.4	10.4	2.62	.92	1.00	1.00	33.2	9.7	2.97	.96	1.00	1.00
67°F (19°C)	1290	610	39.5	11.6	2.06	.64	.78	.92	37.6	11.0	2.32	.65	.80	.95	35.4	10.4	2.62	.67	.83	.98	32.8	9.6	2.96	.69	.87	1.00
	1590	750	41.5	12.2	2.07	.66	.83	.98	39.0	11.4	2.33	.68	.85	1.00	36.6	10.7	2.63	.70	.89	1.00	34.0	10.0	2.96	.73	.93	1.00
71°F (22°C)	1290	610	41.5	12.2	2.07	.48	.61	.76	39.5	11.6	2.34	.49	.64	.78	37.4	11.0	2.63	.50	.65	.80	35.0	10.3	2.96	.51	.68	.84
	1590	750	43.5	12.7	2.08	.48	.65	.80	41.0	12.0	2.34	.49	.67	.83	38.5	11.3	2.63	.51	.69	.86	36.0	10.6	2.97	.51	.72	.90

HPXA19-038 - C33-60D with G61MPV-60D-135 - CX34-60D-6F with G61MPV-60D-135 - FIRST STAGE HEATING CAPACITY

Indoor Coil Air Volume 70°F db (21°C db)		Air Temperature Entering Outdoor Coil											
		65°F (18°C)			60°F (16°C)			55°F (13°C)			50°F (10°C)		
		Total Heating Capacity	Comp. Motor kW Input	Total Heating Capacity	Comp. Motor kW Input	Total Heating Capacity	Comp. Motor kW Input	Total Heating Capacity	Comp. Motor kW Input				
kBtuh	kW	kBtuh		kW		kBtuh		kW		kBtuh	kW		
890	420	28.9	8.5	1.67	27.2	8.0	1.69	25.5	7.5	1.70	23.8	7.0	1.72
1095	515	29.6	8.7	1.55	27.8	8.1	1.57	26.1	7.6	1.58	24.4	7.2	1.59

HPXA19-038 - C33-60D with G61MPV-60D-135 - CX34-60D-6F with G61MPV-60D-135 - SECOND STAGE HEATING CAPACITY

Indoor Coil Air Volume 70°F db (21°C db)		Air Temperature Entering Outdoor Coil														
		65°F (18°C)			45°F (7°C)			25°F (-4°C)			5°F (-15°C)			-15°F (-26°C)		
		Total Heating Capacity	Comp. Motor kW Input	Total Heating Capacity	Comp. Motor kW Input	Total Heating Capacity	Comp. Motor kW Input	Total Heating Capacity	Comp. Motor kW Input	Total Heating Capacity	Comp. Motor kW Input					
kBtuh	kW	kBtuh		kW		kBtuh		kW		kBtuh		kW	kBtuh	kW		
1290	610	38.8	11.4	2.40	30.9	9.1	2.27	22.6	6.6	2.16	16.6	4.9	1.87			
1590	750	39.4	11.5	2.29	31.5	9.2	2.16	23.2	6.8	2.05	17.2	5.0	1.76			

**HPXA19-038 - C33-60D with G61MPV-60D-135
CX34-60D-6F with G61MPV-60D-135
HEATING PERFORMANCE at 1290 cfm (610 L/s) Indoor Coil Air Volume**

*Outdoor Temperature		Compressor Motor kW Input	Total Output	
°F	°C		kBtuh	kW
65	18	2.40	38.8	11.4
60	16	2.36	37.0	10.8
55	13	2.32	35.1	10.3
50	10	2.29	33.3	9.8
47	8	2.26	32.2	9.4
45	7	2.27	30.9	9.1
40	4	2.28	27.6	8.1
35	2	2.29	24.3	7.1
30	-1	2.22	23.4	6.9
25	-4	2.16	22.6	6.6
20	-7	2.09	21.7	6.4
17	-8	2.05	21.2	6.2
15	-9	2.03	20.5	6.0
10	-12	1.99	18.6	5.5
5	-15	1.87	16.6	4.9
0	-18	1.74	14.5	4.2
-5	-21	1.61	12.5	3.7
-10	-23	1.48	10.5	3.1
-15	-26	1.36	8.4	2.5
-20	-29	1.23	6.4	1.9

RATINGS

3 TON (-038)

NOTE - For Temperatures and Capacities not shown in tables, see bulletin - Cooling Unit Rating Table Correction Factor Data in Miscellaneous Engineering Data section.

HPXA19-038 - C33-62D with G61MPV-60D-135 - CX34-62D-6F with G61MPV-60D-135 - FIRST STAGE COOLING CAPACITY

Entering Wet Bulb Temperature	Total Air Volume		Outdoor Air Temperature Entering Outdoor Coil																							
			75°F (24°C)						85°F (29°C)						95°F (35°C)						105°F (41°C)					
			Total Cooling Capacity		Comp Motor kW Input	Sensible To Total Ratio (S/T) Dry Bulb			Total Cooling Capacity		Comp Motor kW Input	Sensible To Total Ratio (S/T) Dry Bulb			Total Cooling Capacity		Comp Motor kW Input	Sensible To Total Ratio (S/T) Dry Bulb			Total Cooling Capacity		Comp Motor kW Input	Sensible To Total Ratio (S/T) Dry Bulb		
			kBtuh	kW		75°F 24°C	80°F 27°C	85°F 29°C	kBtuh	kW		75°F 24°C	80°F 27°C	85°F 29°C	kBtuh	kW		75°F 24°C	80°F 27°C	85°F 29°C	kBtuh	kW		75°F 24°C	80°F 27°C	85°F 29°C
63°F (17°C)	890	420	28.6	8.4	1.17	.80	.95	1.00	25.6	7.5	1.59	.85	1.00	1.00	24.2	7.1	1.85	.89	1.00	1.00	22.8	6.7	2.17	.93	1.00	1.00
	1095	515	30.0	8.8	1.17	.85	1.00	1.00	27.4	8.0	1.59	.90	1.00	1.00	25.8	7.6	1.86	.94	1.00	1.00	24.0	7.0	2.18	.99	1.00	1.00
67°F (19°C)	890	420	30.6	9.0	1.17	.62	.77	.91	27.4	8.0	1.59	.66	.82	.97	25.6	7.5	1.86	.68	.85	1.00	23.6	6.9	2.18	.71	.89	1.00
	1095	515	32.0	9.4	1.18	.66	.82	.97	28.4	8.3	1.60	.69	.87	1.00	26.6	7.8	1.86	.71	.91	1.00	24.4	7.2	2.17	.74	.96	1.00
71°F (22°C)	890	420	32.2	9.4	1.18	.48	.61	.75	29.2	8.6	1.59	.49	.64	.79	27.4	8.0	1.86	.50	.66	.82	25.4	7.4	2.16	.51	.69	.86
	1095	515	33.8	9.9	1.19	.49	.64	.79	30.4	8.9	1.60	.50	.67	.84	28.4	8.3	1.86	.50	.70	.88	26.2	7.7	2.17	.52	.73	.92

HPXA19-038 - C33-62D with G61MPV-60D-135 - CX34-62D-6F with G61MPV-60D-135 - SECOND STAGE COOLING CAPACITY

Entering Wet Bulb Temperature	Total Air Volume		Outdoor Air Temperature Entering Outdoor Coil																							
			85°F (29°C)						95°F (35°C)						105°F (41°C)						115°F (46°C)					
			Total Cooling Capacity		Comp Motor kW Input	Sensible To Total Ratio (S/T) Dry Bulb			Total Cooling Capacity		Comp Motor kW Input	Sensible To Total Ratio (S/T) Dry Bulb			Total Cooling Capacity		Comp Motor kW Input	Sensible To Total Ratio (S/T) Dry Bulb			Total Cooling Capacity		Comp Motor kW Input	Sensible To Total Ratio (S/T) Dry Bulb		
			kBtuh	kW		75°F 24°C	80°F 27°C	85°F 29°C	kBtuh	kW		75°F 24°C	80°F 27°C	85°F 29°C	kBtuh	kW		75°F 24°C	80°F 27°C	85°F 29°C	kBtuh	kW		75°F 24°C	80°F 27°C	85°F 29°C
63°F (17°C)	1290	610	38.5	11.3	2.08	.81	.96	1.00	36.2	10.6	2.35	.83	.99	1.00	34.2	10.0	2.64	.86	1.00	1.00	32.2	9.4	2.99	.89	1.00	1.00
	1590	750	40.0	11.7	2.09	.85	1.00	1.00	38.0	11.1	2.36	.88	1.00	1.00	36.2	10.6	2.66	.92	1.00	1.00	34.0	10.0	3.00	.96	1.00	1.00
67°F (19°C)	1290	610	40.5	11.9	2.09	.64	.78	.92	38.5	11.3	2.35	.65	.80	.95	36.0	10.6	2.66	.67	.83	.98	33.6	9.8	2.99	.69	.86	1.00
	1590	750	42.0	12.3	2.09	.66	.82	.98	40.0	11.7	2.36	.68	.85	1.00	37.4	11.0	2.65	.70	.89	1.00	34.6	10.1	3.00	.72	.93	1.00
71°F (22°C)	1290	610	42.5	12.5	2.10	.47	.62	.75	40.5	11.9	2.37	.49	.64	.78	38.0	11.1	2.67	.50	.66	.80	35.6	10.4	3.00	.51	.68	.83
	1590	750	44.5	13.0	2.11	.49	.65	.80	42.0	12.3	2.36	.50	.67	.83	39.5	11.6	2.67	.51	.68	.86	36.8	10.8	3.00	.52	.71	.90

HPXA19-038 - C33-62D with G61MPV-60D-135 - CX34-62D-6F with G61MPV-60D-135 - FIRST STAGE HEATING CAPACITY

Indoor Coil Air Volume 70°F db (21°C db)	Air Temperature Entering Outdoor Coil												
	65°F (18°C)			60°F (16°C)			55°F (13°C)			50°F (10°C)			
	cfm	L/s	Total Heating Capacity kBtuh	kW	Comp. Motor kW Input	Total Heating Capacity kBtuh	kW	Comp. Motor kW Input	Total Heating Capacity kBtuh	kW	Comp. Motor kW Input	Total Heating Capacity kBtuh	kW
890	420	28.9	8.5	1.68	27.2	8.0	1.67	25.5	7.5	1.67	23.8	7.0	1.67
1095	515	29.8	8.7	1.57	28.1	8.2	1.56	26.4	7.7	1.56	24.7	7.2	1.56

HPXA19-038 - C33-62D with G61MPV-60D-135 - CX34-62D-6F with G61MPV-60D-135 - SECOND STAGE HEATING CAPACITY

Indoor Coil Air Volume 70°F db (21°C db)	Air Temperature Entering Outdoor Coil														
	65°F (18°C)			45°F (7°C)			25°F (-4°C)			5°F (-15°C)			-15°F (-26°C)		
	cfm	L/s	Total Heating Capacity kBtuh	kW	Comp. Motor kW Input	Total Heating Capacity kBtuh	kW	Comp. Motor kW Input	Total Heating Capacity kBtuh	kW	Comp. Motor kW Input	Total Heating Capacity kBtuh	kW	Comp. Motor kW Input	
1290	610	38.7	11.3	2.34	30.9	9.1	2.24	22.7	6.7	2.16	16.8	4.9	1.88		
1590	750	39.5	11.6	2.24	31.7	9.3	2.14	23.5	6.9	2.06	17.6	5.2	1.78		

**HPXA19-038 - C33-62D with G61MPV-60D-135
CX34-62D-6F with G61MPV-60D-135
HEATING PERFORMANCE at 1290 cfm (610 L/s) Indoor Coil Air Volume**

*Outdoor Temperature		Compressor Motor kW Input	Total Output	
°F	°C		kBtuh	kW
65	18	2.34	38.7	11.3
60	16	2.31	36.9	10.8
55	13	2.28	35.1	10.3
50	10	2.25	33.3	9.8
47	8	2.23	32.2	9.4
45	7	2.24	30.9	9.1
40	4	2.26	27.6	8.1
35	2	2.29	24.3	7.1
30	-1	2.22	23.5	6.9
25	-4	2.16	22.7	6.7
20	-7	2.09	21.9	6.4
17	-8	2.06	21.4	6.3
15	-9	2.04	20.7	6.1
10	-12	2.01	18.9	5.5
5	-15	1.88	16.8	4.9
0	-18	1.75	14.8	4.3
-5	-21	1.62	12.7	3.7
-10	-23	1.49	10.6	3.1
-15	-26	1.36	8.5	2.5
-20	-29	1.23	6.4	1.9

RATINGS

3 TON (-038)

NOTE - For Temperatures and Capacities not shown in tables, see bulletin - Cooling Unit Rating Table Correction Factor Data in Miscellaneous Engineering Data section.

HPXA19-038 — C33-48B with G60UHV-36B-090 - CX34-44/48B-6F with G60UHV-36B-090 - FIRST STAGE COOLING CAPACITY

Entering Wet Bulb Temperature	Total Air Volume		Outdoor Air Temperature Entering Outdoor Coil																							
			75°F (24°C)						85°F (29°C)						95°F (35°C)						105°F (41°C)					
	cfm	L/s	Total Cooling Capacity		Comp Motor kW Input	Sensible To Total Ratio (S/T) Dry Bulb			Total Cooling Capacity		Comp Motor kW Input	Sensible To Total Ratio (S/T) Dry Bulb			Total Cooling Capacity		Comp Motor kW Input	Sensible To Total Ratio (S/T) Dry Bulb			Total Cooling Capacity		Comp Motor kW Input	Sensible To Total Ratio (S/T) Dry Bulb		
			kBtuh	kW		75°F 24°C	80°F 27°C	85°F 29°C	kBtuh	kW		75°F 24°C	80°F 27°C	85°F 29°C	kBtuh	kW		75°F 24°C	80°F 27°C	85°F 29°C	kBtuh	kW		75°F 24°C	80°F 27°C	85°F 29°C
63°F (17°C)	740	350	26.4	7.7	1.16	.74	.88	1.00	25.2	7.4	1.36	.76	.90	1.00	23.6	6.9	1.59	.78	.93	1.00	22.0	6.4	1.86	.81	.97	1.00
	800	380	27.0	7.9	1.17	.76	.90	1.00	25.6	7.5	1.36	.78	.92	1.00	24.2	7.1	1.59	.80	.95	1.00	22.4	6.6	1.86	.83	.99	1.00
	940	445	28.2	8.3	1.16	.79	.95	1.00	26.8	7.9	1.36	.81	.97	1.00	25.0	7.3	1.59	.84	1.00	1.00	23.6	6.9	1.86	.87	1.00	1.00
67°F (19°C)	740	350	28.4	8.3	1.16	.59	.72	.84	27.0	7.9	1.37	.60	.73	.86	25.4	7.4	1.59	.61	.75	.89	23.8	7.0	1.86	.62	.77	.92
	800	380	29.0	8.5	1.17	.60	.73	.86	27.6	8.1	1.37	.61	.75	.88	26.0	7.6	1.59	.62	.77	.91	24.2	7.1	1.85	.63	.79	.95
	940	445	30.2	8.9	1.17	.62	.77	.90	28.6	8.4	1.36	.63	.78	.93	27.0	7.9	1.59	.65	.81	.96	25.2	7.4	1.85	.66	.84	1.00
71°F (22°C)	740	350	30.2	8.9	1.17	.46	.57	.69	28.8	8.4	1.37	.46	.58	.70	27.2	8.0	1.59	.46	.59	.72	25.6	7.5	1.86	.46	.61	.74
	800	380	31.0	9.1	1.17	.46	.58	.70	29.4	8.6	1.37	.46	.59	.72	27.8	8.1	1.59	.46	.60	.74	26.0	7.6	1.85	.47	.62	.76
	940	445	32.2	9.4	1.18	.47	.61	.74	30.6	9.0	1.37	.47	.62	.76	28.8	8.4	1.59	.48	.63	.78	27.0	7.9	1.86	.48	.65	.81

HPXA19-038 — C33-48B with G60UHV-36B-090 - CX34-44/48B-6F with G60UHV-36B-090 - SECOND STAGE COOLING CAPACITY

Entering Wet Bulb Temperature	Total Air Volume		Outdoor Air Temperature Entering Outdoor Coil																							
			85°F (29°C)						95°F (35°C)						105°F (41°C)						115°F (46°C)					
	cfm	L/s	Total Cooling Capacity		Comp Motor kW Input	Sensible To Total Ratio (S/T) Dry Bulb			Total Cooling Capacity		Comp Motor kW Input	Sensible To Total Ratio (S/T) Dry Bulb			Total Cooling Capacity		Comp Motor kW Input	Sensible To Total Ratio (S/T) Dry Bulb			Total Cooling Capacity		Comp Motor kW Input	Sensible To Total Ratio (S/T) Dry Bulb		
			kBtuh	kW		75°F 24°C	80°F 27°C	85°F 29°C	kBtuh	kW		75°F 24°C	80°F 27°C	85°F 29°C	kBtuh	kW		75°F 24°C	80°F 27°C	85°F 29°C	kBtuh	kW		75°F 24°C	80°F 27°C	85°F 29°C
63°F (17°C)	1010	475	34.8	10.2	2.10	.74	.87	.99	32.8	9.6	2.36	.75	.89	1.00	30.8	9.0	2.67	.78	.92	1.00	28.8	8.4	3.02	.80	.95	1.00
	1175	555	36.0	10.6	2.10	.76	.91	1.00	34.0	10.0	2.36	.79	.93	1.00	32.0	9.4	2.67	.81	.96	1.00	29.8	8.7	3.02	.84	1.00	1.00
	1400	660	37.4	11.0	2.10	.81	.96	1.00	35.4	10.4	2.37	.83	.99	1.00	33.2	9.7	2.68	.86	1.00	1.00	31.2	9.1	3.02	.89	1.00	1.00
67°F (19°C)	1010	475	36.8	10.8	2.10	.59	.71	.83	35.0	10.3	2.38	.60	.73	.85	33.0	9.7	2.67	.61	.75	.88	30.8	9.0	3.03	.62	.77	.92
	1175	555	38.0	11.1	2.10	.61	.74	.87	36.2	10.6	2.38	.62	.76	.90	34.2	10.0	2.67	.63	.79	.93	31.8	9.3	3.02	.65	.81	.96
	1400	660	39.5	11.6	2.11	.63	.78	.92	37.6	11.0	2.38	.65	.80	.95	35.2	10.3	2.68	.66	.83	.98	32.8	9.6	3.03	.68	.86	1.00
71°F (22°C)	1010	475	39.0	11.4	2.11	.46	.58	.69	37.2	10.9	2.37	.47	.58	.70	35.2	10.3	2.67	.47	.59	.72	32.8	9.6	3.03	.47	.61	.75
	1175	555	40.0	11.7	2.11	.47	.59	.71	38.5	11.3	2.38	.47	.60	.73	36.2	10.6	2.68	.48	.62	.76	33.8	9.9	3.03	.48	.64	.79
	1400	660	41.5	12.2	2.11	.48	.62	.75	39.5	11.6	2.39	.48	.63	.77	37.4	11.0	2.68	.49	.65	.80	35.0	10.3	3.04	.50	.67	.83

HPXA19-038 — C33-48B with G60UHV-36B-090 - CX34-44/48B-6F with G60UHV-36B-090 - FIRST STAGE HEATING CAPACITY

Indoor Coil Air Volume 70°F db (21°C db)	Air Temperature Entering Outdoor Coil												
	65°F (18°C)			60°F (16°C)			55°F (13°C)			50°F (10°C)			
	cfm	L/s	Total Heating Capacity kBtuh	kW	Comp. Motor kW Input	Total Heating Capacity kBtuh	kW	Comp. Motor kW Input	Total Heating Capacity kBtuh	kW	Comp. Motor kW Input	Total Heating Capacity kBtuh	kW
740	350	27.4	8.0	1.92	25.8	7.6	1.90	24.2	7.1	1.88	22.7	6.7	1.86
800	380	27.8	8.1	1.86	26.2	7.7	1.84	24.6	7.2	1.82	23.1	6.8	1.80
940	445	28.5	8.4	1.74	26.9	7.9	1.72	25.4	7.4	1.70	23.8	7.0	1.68

HPXA19-038 — C33-48B with G60UHV-36B-090 - CX34-44/48B with G60UHV-36B-090 - SECOND STAGE HEATING CAPACITY

Indoor Coil Air Volume 70°F db (21°C db)	Air Temperature Entering Outdoor Coil														
	65°F (18°C)			45°F (7°C)			25°F (-4°C)			5°F (-15°C)			-15°F (-26°C)		
	cfm	L/s	Total Heating Capacity kBtuh	kW	Comp. Motor kW Input	Total Heating Capacity kBtuh	kW	Comp. Motor kW Input	Total Heating Capacity kBtuh	kW	Comp. Motor kW Input	Total Heating Capacity kBtuh	kW	Comp. Motor kW Input	
1010	475	37.2	10.9	2.60	29.4	8.6	2.48	21.2	6.2	2.36	15.7	4.6	2.13		
1175	555	37.8	11.1	2.48	30.0	8.8	2.36	21.8	6.4	2.24	16.3	4.8	2.01		
1400	660	38.6	11.3	2.40	30.8	9.0	2.28	22.6	6.6	2.16	17.1	5.0	1.93		

**HPXA19-038 - C33-48B with G60UHV-36B-090
CX34-44/48B-6F with G60UHV-36B-090
HEATING PERFORMANCE at 1175 cfm (555 L/s) Indoor Coil Air Volume**

*Outdoor Temperature		Compressor Motor kW Input		Total Output	
°F	°C	kW Input		kBtuh	kW
65	18	2.48		37.8	11.1
60	16	2.45		36.0	10.6
55	13	2.42		34.2	10.0
50	10	2.39		32.5	9.5
47	8	2.37		31.4	9.2
45	7	2.36		30.0	8.8
40	4	2.33		26.6	7.8
35	2	2.30		23.1	6.8
30	-1	2.27		22.5	6.6
25	-4	2.24		21.8	6.4
20	-7	2.21		21.2	6.2
17	-8	2.19		20.8	6.1
15	-9	2.18		20.1	5.9
10	-12	2.15		18.3	5.4
5	-15	2.01		16.3	4.8
0	-18	1.87		14.3	4.2
-5	-21	1.73		12.3	3.6
-10	-23	1.59		10.3	3.0
-15	-26	1.45		8.3	2.4
-20	-29	1.31		6.2	1.8

RATINGS

3 TON (-038)

NOTE - For Temperatures and Capacities not shown in tables, see bulletin - Cooling Unit Rating Table Correction Factor Data in Miscellaneous Engineering Data section.

HPXA19-038 — C33-44C with G60UHV-60C - FIRST STAGE COOLING CAPACITY

Entering Wet Bulb Temperature	Total Air Volume		Outdoor Air Temperature Entering Outdoor Coil																							
			75°F (24°C)						85°F (29°C)						95°F (35°C)						105°F (41°C)					
			Total Cooling Capacity		Comp Motor kW Input	Sensible To Total Ratio (S/T) Dry Bulb			Total Cooling Capacity		Comp Motor kW Input	Sensible To Total Ratio (S/T) Dry Bulb			Total Cooling Capacity		Comp Motor kW Input	Sensible To Total Ratio (S/T) Dry Bulb			Total Cooling Capacity		Comp Motor kW Input	Sensible To Total Ratio (S/T) Dry Bulb		
			kBtuh	kW		75°F 24°C	80°F 27°C	85°F 29°C	kBtuh	kW		75°F 24°C	80°F 27°C	85°F 29°C	kBtuh	kW		75°F 24°C	80°F 27°C	85°F 29°C	kBtuh	kW		75°F 24°C	80°F 27°C	85°F 29°C
63°F (17°C)	900	425	28.2	8.3	1.17	.80	.94	1.00	26.6	7.8	1.36	.82	.97	1.00	25.0	7.3	1.59	.84	1.00	1.00	23.6	6.9	1.86	.87	1.00	1.00
	1000	470	28.6	8.4	1.17	.81	.97	1.00	27.2	8.0	1.36	.83	.99	1.00	25.6	7.5	1.59	.86	1.00	1.00	24.2	7.1	1.86	.89	1.00	1.00
67°F (19°C)	900	425	30.2	8.9	1.17	.63	.77	.90	28.6	8.4	1.36	.64	.79	.93	27.0	7.9	1.59	.65	.81	.96	25.0	7.3	1.86	.67	.84	1.00
	1000	470	30.6	9.0	1.17	.63	.78	.93	29.0	8.5	1.37	.64	.80	.96	27.4	8.0	1.59	.66	.83	.99	25.4	7.4	1.86	.68	.86	1.00
71°F (22°C)	900	425	32.0	9.4	1.18	.48	.61	.74	30.6	9.0	1.37	.48	.62	.76	28.8	8.4	1.59	.48	.63	.78	27.0	7.9	1.86	.49	.65	.81
	1000	470	32.6	9.6	1.18	.47	.62	.75	31.0	9.1	1.37	.48	.63	.77	29.4	8.6	1.60	.48	.64	.80	27.4	8.0	1.86	.49	.66	.83

HPXA19-038 — C33-44C with G60UHV-60C - SECOND STAGE COOLING CAPACITY

Entering Wet Bulb Temperature	Total Air Volume		Outdoor Air Temperature Entering Outdoor Coil																							
			85°F (29°C)						95°F (35°C)						105°F (41°C)						115°F (46°C)					
			Total Cooling Capacity		Comp Motor kW Input	Sensible To Total Ratio (S/T) Dry Bulb			Total Cooling Capacity		Comp Motor kW Input	Sensible To Total Ratio (S/T) Dry Bulb			Total Cooling Capacity		Comp Motor kW Input	Sensible To Total Ratio (S/T) Dry Bulb			Total Cooling Capacity		Comp Motor kW Input	Sensible To Total Ratio (S/T) Dry Bulb		
			kBtuh	kW		75°F 24°C	80°F 27°C	85°F 29°C	kBtuh	kW		75°F 24°C	80°F 27°C	85°F 29°C	kBtuh	kW		75°F 24°C	80°F 27°C	85°F 29°C	kBtuh	kW		75°F 24°C	80°F 27°C	85°F 29°C
63°F (17°C)	1335	630	37.2	10.9	2.07	.80	.95	1.00	35.2	10.3	2.33	.83	.98	1.00	33.2	9.7	2.64	.86	1.00	1.00	31.2	9.1	2.97	.89	1.00	1.00
	1480	700	38.0	11.1	2.08	.82	.98	1.00	35.8	10.5	2.34	.84	1.00	1.00	34.0	10.0	2.64	.88	1.00	1.00	31.8	9.3	2.98	.92	1.00	1.00
67°F (19°C)	1335	630	39.5	11.6	2.08	.63	.78	.92	37.4	11.0	2.34	.65	.80	.94	35.2	10.3	2.64	.67	.82	.98	32.8	9.6	2.98	.69	.86	1.00
	1480	700	40.0	11.7	2.08	.64	.80	.94	38.0	11.1	2.34	.66	.82	.97	35.6	10.4	2.65	.68	.85	1.00	33.2	9.7	2.99	.70	.89	1.00
71°F (22°C)	1335	630	41.5	12.2	2.09	.48	.62	.75	39.5	11.6	2.35	.49	.64	.77	37.4	11.0	2.65	.50	.65	.80	34.8	10.2	2.99	.51	.67	.83
	1480	700	42.0	12.3	2.09	.48	.63	.77	40.0	11.7	2.35	.49	.64	.79	37.8	11.1	2.66	.50	.66	.82	35.2	10.3	2.99	.51	.68	.86

HPXA19-038 — C33-44C with G60UHV-60C - FIRST STAGE HEATING CAPACITY

Indoor Coil Air Volume 70°F db (21°C db)	Air Temperature Entering Outdoor Coil												
	65°F (18°C)			60°F (16°C)			55°F (13°C)			50°F (10°C)			
	Total Heating Capacity	Comp. Motor kW Input	kW	Total Heating Capacity	Comp. Motor kW Input	kW	Total Heating Capacity	Comp. Motor kW Input	kW	Total Heating Capacity	Comp. Motor kW Input	kW	
kBtuh	kBtuh			kW			kBtuh			kW			kBtuh
900	425	28.6	8.4	1.71	26.9	7.9	1.71	25.3	7.4	1.71	23.6	6.9	1.71
1000	470	29.0	8.5	1.65	27.4	8.0	1.65	25.7	7.5	1.65	24.0	7.0	1.65

HPXA19-038 — C33-44C with G60UHV-60C - SECOND STAGE HEATING CAPACITY

Indoor Coil Air Volume 70°F db (21°C db)	Air Temperature Entering Outdoor Coil															
	65°F (18°C)			45°F (7°C)			25°F (-4°C)			5°F (-15°C)			-15°F (-26°C)			
	Total Heating Capacity	Comp. Motor kW Input	kW	Total Heating Capacity	Comp. Motor kW Input	kW	Total Heating Capacity	Comp. Motor kW Input	kW	Total Heating Capacity	Comp. Motor kW Input	kW	Total Heating Capacity	Comp. Motor kW Input	kW	
kBtuh	kBtuh			kW			kBtuh			kW			kBtuh			kW
1335	630	38.7	11.3	2.38	30.8	9.0	2.25	22.4	6.6	2.12	16.8	4.9	1.90	8.5	2.5	1.37
1480	700	39.0	11.4	2.43	31.1	9.1	2.30	22.7	6.7	2.17	17.1	5.0	1.95	8.8	2.6	1.42

HPXA19-038 - C33-44C with G60UHV-60C - HEATING PERFORMANCE at 1335 cfm (630 L/s) Indoor Coil Air Volume

*Outdoor Temperature		Compressor Motor kW Input	Total Output	
°F	°C		kBtuh	kW
65	18	2.38	38.7	11.3
60	16	2.35	36.9	10.8
55	13	2.32	35.1	10.3
50	10	2.29	33.3	9.8
47	8	2.27	32.2	9.4
45	7	2.25	30.8	9.0
40	4	2.22	27.2	8.0
35	2	2.19	23.7	6.9
30	-1	2.16	23.1	6.8
25	-4	2.12	22.4	6.6
20	-7	2.09	21.8	6.4
17	-8	2.07	21.4	6.3
15	-9	2.06	20.7	6.1
10	-12	2.03	18.9	5.5
5	-15	1.90	16.8	4.9
0	-18	1.77	14.7	4.3
-5	-21	1.64	12.7	3.7
-10	-23	1.51	10.6	3.1
-15	-26	1.37	8.5	2.5
-20	-29	1.24	6.4	1.9

NOTE - For Temperatures and Capacities not shown in tables, see bulletin - Cooling Unit Rating Table Correction Factor Data in Miscellaneous Engineering Data section.

HPXA19-038 — C33-48C with G60UHV-60C - CX34-44/48C-6F with G60UHV-60C - FIRST STAGE COOLING CAPACITY

Entering Wet Bulb Temperature	Total Air Volume		Outdoor Air Temperature Entering Outdoor Coil																							
			75°F (24°C)						85°F (29°C)						95°F (35°C)						105°F (41°C)					
			Total Cooling Capacity		Comp Motor kW Input	Sensible To Total Ratio (S/T) Dry Bulb			Total Cooling Capacity		Comp Motor kW Input	Sensible To Total Ratio (S/T) Dry Bulb			Total Cooling Capacity		Comp Motor kW Input	Sensible To Total Ratio (S/T) Dry Bulb			Total Cooling Capacity		Comp Motor kW Input	Sensible To Total Ratio (S/T) Dry Bulb		
			kBtuh	kW		75°F 24°C	80°F 27°C	85°F 29°C	kBtuh	kW		75°F 24°C	80°F 27°C	85°F 29°C	kBtuh	kW		75°F 24°C	80°F 27°C	85°F 29°C	kBtuh	kW		75°F 24°C	80°F 27°C	85°F 29°C
63°F (17°C)	900	425	28.0	8.2	1.16	.79	.94	1.00	26.6	7.8	1.36	.81	.97	1.00	25.0	7.3	1.59	.84	1.00	1.00	23.6	6.9	1.86	.87	1.00	1.00
	1000	470	28.6	8.4	1.17	.81	.96	1.00	27.2	8.0	1.36	.83	.99	1.00	25.6	7.5	1.59	.86	1.00	1.00	24.2	7.1	1.86	.89	1.00	1.00
67°F (19°C)	900	425	30.0	8.8	1.17	.63	.77	.90	28.6	8.4	1.36	.64	.78	.93	26.8	7.9	1.59	.65	.81	.96	25.0	7.3	1.85	.67	.84	.99
	1000	470	30.6	9.0	1.18	.63	.78	.93	29.0	8.5	1.37	.64	.80	.95	27.2	8.0	1.59	.66	.83	.98	25.4	7.4	1.85	.68	.86	1.00
71°F (22°C)	900	425	32.0	9.4	1.18	.48	.61	.74	30.4	8.9	1.37	.48	.62	.76	28.8	8.4	1.59	.49	.63	.78	26.8	7.9	1.86	.49	.65	.81
	1000	470	32.6	9.6	1.18	.47	.62	.75	31.0	9.1	1.37	.48	.63	.77	29.2	8.6	1.60	.48	.64	.80	27.4	8.0	1.86	.49	.66	.83

HPXA19-038 — C33-48C with G60UHV-60C - CX34-44/48C-6F with G60UHV-60C - SECOND STAGE COOLING CAPACITY

Entering Wet Bulb Temperature	Total Air Volume		Outdoor Air Temperature Entering Outdoor Coil																							
			85°F (29°C)						95°F (35°C)						105°F (41°C)						115°F (46°C)					
			Total Cooling Capacity		Comp Motor kW Input	Sensible To Total Ratio (S/T) Dry Bulb			Total Cooling Capacity		Comp Motor kW Input	Sensible To Total Ratio (S/T) Dry Bulb			Total Cooling Capacity		Comp Motor kW Input	Sensible To Total Ratio (S/T) Dry Bulb			Total Cooling Capacity		Comp Motor kW Input	Sensible To Total Ratio (S/T) Dry Bulb		
			kBtuh	kW		75°F 24°C	80°F 27°C	85°F 29°C	kBtuh	kW		75°F 24°C	80°F 27°C	85°F 29°C	kBtuh	kW		75°F 24°C	80°F 27°C	85°F 29°C	kBtuh	kW		75°F 24°C	80°F 27°C	85°F 29°C
63°F (17°C)	1335	630	37.4	11.0	2.08	.80	.95	1.00	35.4	10.4	2.35	.82	.98	1.00	33.2	9.7	2.66	.85	1.00	1.00	31.2	9.1	2.99	.89	1.00	1.00
	1480	700	38.0	11.1	2.09	.82	.97	1.00	36.0	10.6	2.35	.84	1.00	1.00	34.0	10.0	2.65	.87	1.00	1.00	32.0	9.4	3.00	.91	1.00	1.00
67°F (19°C)	1335	630	39.5	11.6	2.10	.62	.77	.91	37.4	11.0	2.36	.65	.80	.94	35.2	10.3	2.66	.66	.83	.97	32.8	9.6	3.01	.68	.86	1.00
	1480	700	40.0	11.7	2.10	.64	.79	.93	38.0	11.1	2.36	.66	.82	.97	35.8	10.5	2.66	.67	.85	1.00	33.2	9.7	3.00	.70	.88	1.00
71°F (22°C)	1335	630	41.5	12.2	2.10	.48	.61	.75	39.5	11.6	2.37	.48	.63	.77	37.4	11.0	2.67	.50	.65	.79	35.0	10.3	3.02	.51	.67	.83
	1480	700	42.0	12.3	2.10	.48	.62	.76	40.0	11.7	2.37	.49	.64	.79	37.8	11.1	2.67	.50	.66	.82	35.4	10.4	3.01	.51	.68	.85

HPXA19-038 — C33-48C with G60UHV-60C - CX34-44/48C-6F with G60UHV-60C - FIRST STAGE HEATING CAPACITY

Indoor Coil Air Volume 70°F db (21°C db)		Air Temperature Entering Outdoor Coil											
		65°F (18°C)			60°F (16°C)			55°F (13°C)			50°F (10°C)		
		Total Heating Capacity		Comp. Motor kW Input	Total Heating Capacity		Comp. Motor kW Input	Total Heating Capacity		Comp. Motor kW Input	Total Heating Capacity		Comp. Motor kW Input
kBtuh	kW	kBtuh	kW		kBtuh	kW		kBtuh	kW				
900	425	28.3	8.3	1.76	26.7	7.8	1.75	25.1	7.4	1.75	23.5	6.9	1.74
1000	470	28.8	8.4	1.69	27.1	7.9	1.69	25.5	7.5	1.69	23.9	7.0	1.68

HPXA19-038 — C33-48C with G60UHV-60C - CX34-44/48C-6F with G60UHV-60C - SECOND STAGE HEATING CAPACITY

Indoor Coil Air Volume 70°F db (21°C db)		Air Temperature Entering Outdoor Coil														
		65°F (18°C)			45°F (7°C)			25°F (-4°C)			5°F (-15°C)			-15°F (-26°C)		
		Total Heating Capacity		Comp. Motor kW Input	Total Heating Capacity		Comp. Motor kW Input	Total Heating Capacity		Comp. Motor kW Input	Total Heating Capacity		Comp. Motor kW Input	Total Heating Capacity		Comp. Motor kW Input
kBtuh	kW	kBtuh	kW		kBtuh	kW		kBtuh	kW		kBtuh	kW				
1335	630	37.8	11.1	2.53	30.2	8.9	2.36	22.1	6.5	2.18	16.7	4.9	1.92	8.4	2.5	1.40
1480	700	38.7	11.3	2.53	31.1	9.1	2.36	23.0	6.7	2.18	17.6	5.2	1.92	9.3	2.7	1.40

**HPXA19-038 - C33-48C with G60UHV-60C
CX34-44/48C-6F with G60UHV-60C
HEATING PERFORMANCE at 1335 cfm (630 L/s) Indoor Coil Air Volume**

*Outdoor Temperature		Compressor Motor kW Input	Total Output	
°F	°C		kBtuh	kW
65	18	2.46	38.4	11.3
60	16	2.42	36.6	10.7
55	13	2.38	34.8	10.2
50	10	2.34	33.1	9.7
47	8	2.32	32.0	9.4
45	7	2.30	30.6	9.0
40	4	2.26	27.1	7.9
35	2	2.22	23.6	6.9
30	-1	2.18	23.0	6.7
25	-4	2.15	22.4	6.6
20	-7	2.11	21.8	6.4
17	-8	2.08	21.4	6.3
15	-9	2.07	20.7	6.1
10	-12	2.03	18.9	5.5
5	-15	1.90	16.8	4.9
0	-18	1.77	14.8	4.3
-5	-21	1.64	12.7	3.7
-10	-23	1.51	10.6	3.1
-15	-26	1.38	8.5	2.5
-20	-29	1.25	6.4	1.9

RATINGS

3 TON (-038)

NOTE - For Temperatures and Capacities not shown in tables, see bulletin - Cooling Unit Rating Table Correction Factor Data in Miscellaneous Engineering Data section.

HPXA19-038 — C33-50/60C with G60UHV-60C - CX34-50/60C-6F with G60UHV-60C - FIRST STAGE COOLING CAPACITY

Entering Wet Bulb Temperature	Total Air Volume cfm L/s		Outdoor Air Temperature Entering Outdoor Coil																							
			75°F (24°C)						85°F (29°C)						95°F (35°C)						105°F (41°C)					
			Total Cooling Capacity		Comp Motor kW Input	Sensible To Total Ratio (S/T) Dry Bulb			Total Cooling Capacity		Comp Motor kW Input	Sensible To Total Ratio (S/T) Dry Bulb			Total Cooling Capacity		Comp Motor kW Input	Sensible To Total Ratio (S/T) Dry Bulb			Total Cooling Capacity		Comp Motor kW Input	Sensible To Total Ratio (S/T) Dry Bulb		
			kBtuh	kW		75°F 24°C	80°F 27°C	85°F 29°C	kBtuh	kW		75°F 24°C	80°F 27°C	85°F 29°C	kBtuh	kW		75°F 24°C	80°F 27°C	85°F 29°C	kBtuh	kW		75°F 24°C	80°F 27°C	85°F 29°C
63°F (17°C)	900	425	28.4	8.3	1.16	.80	.95	1.00	27.0	7.9	1.36	.82	.98	1.00	25.2	7.4	1.59	.85	1.00	1.00	23.8	7.0	1.86	.88	1.00	1.00
	1000	470	29.0	8.5	1.17	.81	.97	1.00	27.4	8.0	1.36	.84	1.00	1.00	26.0	7.6	1.59	.86	1.00	1.00	24.4	7.2	1.86	.90	1.00	1.00
67°F (19°C)	900	425	30.4	8.9	1.17	.63	.77	.91	28.8	8.4	1.36	.64	.79	.93	27.2	8.0	1.59	.66	.82	.97	25.4	7.4	1.85	.68	.85	1.00
	1000	470	30.8	9.0	1.18	.64	.78	.93	29.4	8.6	1.37	.65	.81	.96	27.6	8.1	1.59	.66	.83	.99	25.6	7.5	1.86	.68	.87	1.00
71°F (22°C)	900	425	32.2	9.4	1.18	.48	.62	.74	30.8	9.0	1.37	.48	.63	.77	29.2	8.6	1.60	.49	.64	.78	27.2	8.0	1.86	.50	.66	.81
	1000	470	32.8	9.6	1.18	.48	.62	.75	31.4	9.2	1.37	.48	.63	.78	29.6	8.7	1.60	.48	.65	.80	27.6	8.1	1.86	.49	.67	.83

HPXA19-038 — C33-50/60C with G60UHV-60C - CX34-50/60C-6F with G60UHV-60C - SECOND STAGE COOLING CAPACITY

Entering Wet Bulb Temperature	Total Air Volume cfm L/s		Outdoor Air Temperature Entering Outdoor Coil																							
			85°F (29°C)						95°F (35°C)						105°F (41°C)						115°F (46°C)					
			Total Cooling Capacity		Comp Motor kW Input	Sensible To Total Ratio (S/T) Dry Bulb			Total Cooling Capacity		Comp Motor kW Input	Sensible To Total Ratio (S/T) Dry Bulb			Total Cooling Capacity		Comp Motor kW Input	Sensible To Total Ratio (S/T) Dry Bulb			Total Cooling Capacity		Comp Motor kW Input	Sensible To Total Ratio (S/T) Dry Bulb		
			kBtuh	kW		75°F 24°C	80°F 27°C	85°F 29°C	kBtuh	kW		75°F 24°C	80°F 27°C	85°F 29°C	kBtuh	kW		75°F 24°C	80°F 27°C	85°F 29°C	kBtuh	kW		75°F 24°C	80°F 27°C	85°F 29°C
63°F (17°C)	1335	630	37.8	11.1	2.07	.81	.95	1.00	35.8	10.5	2.34	.83	.98	1.00	33.6	9.8	2.64	.86	1.00	1.00	31.6	9.3	2.97	.89	1.00	1.00
	1480	700	38.5	11.3	2.07	.82	.98	1.00	36.4	10.7	2.34	.85	1.00	1.00	34.4	10.1	2.64	.88	1.00	1.00	32.4	9.5	2.99	.92	1.00	1.00
67°F (19°C)	1335	630	40.0	11.7	2.08	.64	.78	.92	37.8	11.1	2.34	.65	.80	.95	35.6	10.4	2.65	.67	.83	.98	33.2	9.7	2.98	.68	.87	1.00
	1480	700	40.5	11.9	2.08	.64	.80	.94	38.5	11.3	2.35	.65	.82	.97	36.2	10.6	2.64	.67	.85	1.00	33.6	9.8	2.98	.70	.89	1.00
71°F (22°C)	1335	630	42.0	12.3	2.09	.48	.62	.75	40.0	11.7	2.36	.49	.63	.77	37.8	11.1	2.65	.50	.65	.80	35.2	10.3	2.99	.51	.67	.83
	1480	700	42.5	12.5	2.09	.48	.63	.77	40.5	11.9	2.35	.49	.64	.79	38.0	11.1	2.65	.50	.66	.82	35.8	10.5	3.00	.51	.69	.86

HPXA19-038 — C33-50/60C with G60UHV-60C - CX34-50/60C-6F with G60UHV-60C - FIRST STAGE HEATING CAPACITY

Indoor Coil Air Volume 70°F db (21°C db)	Air Temperature Entering Outdoor Coil												
	65°F (18°C)			60°F (16°C)			55°F (13°C)			50°F (10°C)			
	Total Heating Capacity	Comp. Motor kW Input	kW	Total Heating Capacity	Comp. Motor kW Input	kW	Total Heating Capacity	Comp. Motor kW Input	kW	Total Heating Capacity	Comp. Motor kW Input	kW	
kBtuh	kBtuh			kW			kBtuh			kW			kBtuh
900	425	28.6	8.4	1.70	27.0	7.9	1.70	25.3	7.4	1.71	23.6	6.9	1.71
1000	470	29.1	8.5	1.64	27.4	8.0	1.64	25.7	7.5	1.65	24.0	7.0	1.65

HPXA19-038 — C33-50/60C with G60UHV-60C - CX34-50/60C-6F with G60UHV-60C - SECOND STAGE HEATING CAPACITY

Indoor Coil Air Volume 70°F db (21°C db)	Air Temperature Entering Outdoor Coil															
	65°F (18°C)			45°F (7°C)			25°F (-4°C)			5°F (-15°C)			-15°F (-26°C)			
	Total Heating Capacity	Comp. Motor kW Input	kW	Total Heating Capacity	Comp. Motor kW Input	kW	Total Heating Capacity	Comp. Motor kW Input	kW	Total Heating Capacity	Comp. Motor kW Input	kW	Total Heating Capacity	Comp. Motor kW Input	kW	
kBtuh	kBtuh			kW			kBtuh			kW			kBtuh			kW
1335	630	37.8	11.1	2.53	30.2	8.9	2.36	22.1	6.5	2.18	16.7	4.9	1.92	8.4	2.5	1.40
1480	700	38.7	11.3	2.53	31.1	9.1	2.36	23.0	6.7	2.18	17.6	5.2	1.92	9.3	2.7	1.40

**HPXA19-038 - C33-50/60C with G60UHV-60C
CX34-50/60C-6F with G60UHV-60C
HEATING PERFORMANCE at 1335 cfm (630 L/s) Indoor Coil Air Volume**

*Outdoor Temperature		Compressor Motor kW Input	Total Output	
°F	°C		kBtuh	kW
65	18	3.18	38.4	11.3
60	16	3.06	36.6	10.7
55	13	2.95	34.8	10.2
50	10	2.83	33.1	9.7
47	8	2.76	32.0	9.4
45	7	2.67	30.6	9.0
40	4	2.42	27.1	7.9
35	2	2.18	23.6	6.9
30	-1	2.15	23.0	6.7
25	-4	2.12	22.4	6.6
20	-7	2.09	21.8	6.4
17	-8	2.07	21.4	6.3
15	-9	2.03	20.7	6.1
10	-12	1.91	18.9	5.5
5	-15	1.80	16.8	4.9
0	-18	1.69	14.8	4.3
-5	-21	1.58	12.7	3.7
-10	-23	1.47	10.6	3.1
-15	-26	1.36	8.5	2.5
-20	-29	1.24	6.4	1.9

NOTE - For Temperatures and Capacities not shown in tables, see bulletin - Cooling Unit Rating Table Correction Factor Data in Miscellaneous Engineering Data section.

HPXA19-038 — C33-60D with G60UHV-60D-135 - CX34-60D-6F with G60UHV-60D-135 - FIRST STAGE COOLING CAPACITY

Entering Wet Bulb Temperature	Total Air Volume		Outdoor Air Temperature Entering Outdoor Coil																							
			75°F (24°C)						85°F (29°C)						95°F (35°C)						105°F (41°C)					
			Total Cooling Capacity		Comp Motor kW Input	Sensible To Total Ratio (S/T) Dry Bulb			Total Cooling Capacity		Comp Motor kW Input	Sensible To Total Ratio (S/T) Dry Bulb			Total Cooling Capacity		Comp Motor kW Input	Sensible To Total Ratio (S/T) Dry Bulb			Total Cooling Capacity		Comp Motor kW Input	Sensible To Total Ratio (S/T) Dry Bulb		
			kBtuh	kW		75°F 24°C	80°F 27°C	85°F 29°C	kBtuh	kW		75°F 24°C	80°F 27°C	85°F 29°C	kBtuh	kW		75°F 24°C	80°F 27°C	85°F 29°C	kBtuh	kW		75°F 24°C	80°F 27°C	85°F 29°C
63°F (17°C)	895	420	28.2	8.3	1.18	.80	.94	1.00	26.8	7.9	1.38	.82	.97	1.00	25.2	7.4	1.61	.85	1.00	1.00	23.8	7.0	1.88	.88	1.00	1.00
	995	470	28.8	8.4	1.18	.81	.97	1.00	27.4	8.0	1.38	.84	1.00	1.00	26.0	7.6	1.61	.87	1.00	1.00	24.4	7.2	1.89	.90	1.00	1.00
67°F (19°C)	895	420	30.2	8.9	1.19	.63	.76	.90	28.6	8.4	1.38	.64	.79	.93	27.0	7.9	1.61	.66	.82	.97	25.2	7.4	1.88	.68	.85	1.00
	995	470	30.8	9.0	1.19	.64	.78	.93	29.2	8.6	1.38	.65	.81	.96	27.4	8.0	1.61	.66	.83	.99	25.6	7.5	1.89	.68	.87	1.00
71°F (22°C)	895	420	32.2	9.4	1.19	.48	.61	.74	30.8	9.0	1.38	.48	.62	.76	29.0	8.5	1.61	.49	.64	.79	27.2	8.0	1.88	.50	.66	.82
	995	470	32.8	9.6	1.19	.47	.62	.76	31.2	9.1	1.39	.48	.63	.78	29.6	8.7	1.61	.48	.65	.80	27.6	8.1	1.89	.49	.67	.84

HPXA19-038 — C33-60D with G60UHV-60D-135 - CX34-60D-6F with G60UHV-60D-135 - SECOND STAGE COOLING CAPACITY

Entering Wet Bulb Temperature	Total Air Volume		Outdoor Air Temperature Entering Outdoor Coil																							
			85°F (29°C)						95°F (35°C)						105°F (41°C)						115°F (46°C)					
			Total Cooling Capacity		Comp Motor kW Input	Sensible To Total Ratio (S/T) Dry Bulb			Total Cooling Capacity		Comp Motor kW Input	Sensible To Total Ratio (S/T) Dry Bulb			Total Cooling Capacity		Comp Motor kW Input	Sensible To Total Ratio (S/T) Dry Bulb			Total Cooling Capacity		Comp Motor kW Input	Sensible To Total Ratio (S/T) Dry Bulb		
			kBtuh	kW		75°F 24°C	80°F 27°C	85°F 29°C	kBtuh	kW		75°F 24°C	80°F 27°C	85°F 29°C	kBtuh	kW		75°F 24°C	80°F 27°C	85°F 29°C	kBtuh	kW		75°F 24°C	80°F 27°C	85°F 29°C
63°F (17°C)	1335	630	38.0	11.1	2.10	.81	.96	1.00	35.8	10.5	2.37	.83	.99	1.00	33.8	9.9	2.67	.86	1.00	1.00	31.8	9.3	3.02	.89	1.00	1.00
	1480	700	38.5	11.3	2.11	.82	.98	1.00	36.6	10.7	2.37	.85	1.00	1.00	34.6	10.1	2.68	.88	1.00	1.00	32.6	9.6	3.03	.92	1.00	1.00
67°F (19°C)	1335	630	40.0	11.7	2.11	.63	.78	.92	38.0	11.1	2.38	.65	.80	.95	35.8	10.5	2.68	.67	.83	.98	33.2	9.7	3.03	.69	.87	1.00
	1480	700	41.0	12.0	2.11	.65	.80	.95	38.5	11.3	2.38	.65	.82	.98	36.4	10.7	2.68	.68	.85	1.00	33.6	9.8	3.03	.70	.89	1.00
71°F (22°C)	1335	630	42.0	12.3	2.12	.48	.62	.75	40.0	11.7	2.39	.49	.64	.78	38.0	11.1	2.69	.50	.65	.80	35.4	10.4	3.03	.51	.67	.84
	1480	700	43.0	12.6	2.12	.47	.63	.77	40.5	11.9	2.39	.49	.65	.80	38.5	11.3	2.68	.50	.66	.82	35.8	10.5	3.04	.51	.69	.86

HPXA19-038 — C33-60D with G60UHV-60D-135 - CX34-60D-6F with G60UHV-60D-135 - FIRST STAGE HEATING CAPACITY

Indoor Coil Air Volume 70°F db (21°C db)		Air Temperature Entering Outdoor Coil											
		65°F (18°C)			60°F (16°C)			55°F (13°C)			50°F (10°C)		
		Total Heating Capacity	Comp. Motor kW Input	Total Heating Capacity	Comp. Motor kW Input	Total Heating Capacity	Comp. Motor kW Input	Total Heating Capacity	Comp. Motor kW Input				
kBtuh	kW	kBtuh		kW		kBtuh		kW		kBtuh	kW		
895	420	28.7	8.4	1.68	27.0	7.9	1.69	25.3	7.4	1.71	23.7	6.9	1.72
995	470	29.1	8.5	1.62	27.5	8.1	1.63	25.8	7.6	1.64	24.1	7.1	1.66

HPXA19-038 — C33-60D with G60UHV-60D-135 - CX34-60D-6F with G60UHV-60D-135 - SECOND STAGE HEATING CAPACITY

Indoor Coil Air Volume 70°F db (21°C db)		Air Temperature Entering Outdoor Coil														
		65°F (18°C)			45°F (7°C)			25°F (-4°C)			5°F (-15°C)			-15°F (-26°C)		
		Total Heating Capacity	Comp. Motor kW Input	Total Heating Capacity	Comp. Motor kW Input	Total Heating Capacity	Comp. Motor kW Input	Total Heating Capacity	Comp. Motor kW Input	Total Heating Capacity	Comp. Motor kW Input					
kBtuh	kW	kBtuh		kW		kBtuh		kW		kBtuh		kW	kBtuh	kW		
1335	630	37.8	11.1	2.53	30.2	8.9	2.36	22.1	6.5	2.18	16.7	4.9	1.92			
1480	700	38.7	11.3	2.53	31.1	9.1	2.36	23.0	6.7	2.18	17.6	5.2	1.92			

**HPXA19-038 - C33-60D with G60UHV-60D-135
CX34-60D-6F with G60UHV-60D-135
HEATING PERFORMANCE at 1335 cfm (630 L/s) Indoor Coil Air Volume**

*Outdoor Temperature		Compressor Motor kW Input	Total Output	
°F	°C		kBtuh	kW
65	18	2.36	38.7	11.3
60	16	2.32	36.9	10.8
55	13	2.29	35.1	10.3
50	10	2.26	33.3	9.8
47	8	2.24	32.2	9.4
45	7	2.23	30.8	9.0
40	4	2.20	27.2	8.0
35	2	2.17	23.7	6.9
30	-1	2.13	23.1	6.8
25	-4	2.10	22.4	6.6
20	-7	2.07	21.8	6.4
17	-8	2.05	21.4	6.3
15	-9	2.04	20.7	6.1
10	-12	2.01	18.9	5.5
5	-15	1.88	16.8	4.9
0	-18	1.75	14.7	4.3
-5	-21	1.62	12.7	3.7
-10	-23	1.49	10.6	3.1
-15	-26	1.36	8.5	2.5
-20	-29	1.23	6.4	1.9

RATINGS

3 TON (-038)

NOTE - For Temperatures and Capacities not shown in tables, see bulletin - Cooling Unit Rating Table Correction Factor Data in Miscellaneous Engineering Data section.

HPXA19-038 — C33-62D with G60UHV-60D-135 - CX34-62D-6F with G60UHV-60D-135 - FIRST STAGE COOLING CAPACITY

Entering Wet Bulb Temperature	Total Air Volume		Outdoor Air Temperature Entering Outdoor Coil																							
			75°F (24°C)						85°F (29°C)						95°F (35°C)						105°F (41°C)					
			Total Cooling Capacity		Comp Motor kW Input	Sensible To Total Ratio (S/T) Dry Bulb			Total Cooling Capacity		Comp Motor kW Input	Sensible To Total Ratio (S/T) Dry Bulb			Total Cooling Capacity		Comp Motor kW Input	Sensible To Total Ratio (S/T) Dry Bulb			Total Cooling Capacity		Comp Motor kW Input	Sensible To Total Ratio (S/T) Dry Bulb		
			kBtuh	kW		75°F 24°C	80°F 27°C	85°F 29°C	kBtuh	kW		75°F 24°C	80°F 27°C	85°F 29°C	kBtuh	kW		75°F 24°C	80°F 27°C	85°F 29°C	kBtuh	kW		75°F 24°C	80°F 27°C	85°F 29°C
63°F (17°C)	895	420	28.6	8.4	1.17	.80	.95	1.00	27.2	8.0	1.37	.83	.98	1.00	25.8	7.6	1.59	.85	1.00	1.00	24.4	7.2	1.85	.89	1.00	1.00
	995	470	29.2	8.6	1.17	.82	.98	1.00	27.8	8.1	1.37	.84	1.00	1.00	26.4	7.7	1.59	.87	1.00	1.00	25.0	7.3	1.86	.91	1.00	1.00
67°F (19°C)	895	420	30.6	9.0	1.17	.63	.77	.91	29.0	8.5	1.36	.65	.80	.94	27.4	8.0	1.59	.66	.82	.97	25.6	7.5	1.86	.68	.86	1.00
	995	470	31.2	9.1	1.17	.64	.79	.94	29.6	8.7	1.37	.65	.81	.97	27.8	8.1	1.59	.67	.84	1.00	26.0	7.6	1.85	.69	.88	1.00
71°F (22°C)	895	420	32.2	9.4	1.18	.48	.60	.75	30.8	9.0	1.37	.49	.63	.77	29.2	8.6	1.60	.49	.65	.79	27.4	8.0	1.86	.50	.67	.82
	995	470	33.0	9.7	1.18	.48	.62	.76	31.4	9.2	1.37	.48	.63	.78	29.6	8.7	1.59	.49	.65	.81	27.8	8.1	1.86	.50	.67	.84

HPXA19-038 — C33-62D with G60UHV-60D-135 - CX34-62D-6F with G60UHV-60D-135 - SECOND STAGE COOLING CAPACITY

Entering Wet Bulb Temperature	Total Air Volume		Outdoor Air Temperature Entering Outdoor Coil																							
			85°F (29°C)						95°F (35°C)						105°F (41°C)						115°F (46°C)					
			Total Cooling Capacity		Comp Motor kW Input	Sensible To Total Ratio (S/T) Dry Bulb			Total Cooling Capacity		Comp Motor kW Input	Sensible To Total Ratio (S/T) Dry Bulb			Total Cooling Capacity		Comp Motor kW Input	Sensible To Total Ratio (S/T) Dry Bulb			Total Cooling Capacity		Comp Motor kW Input	Sensible To Total Ratio (S/T) Dry Bulb		
			kBtuh	kW		75°F 24°C	80°F 27°C	85°F 29°C	kBtuh	kW		75°F 24°C	80°F 27°C	85°F 29°C	kBtuh	kW		75°F 24°C	80°F 27°C	85°F 29°C	kBtuh	kW		75°F 24°C	80°F 27°C	85°F 29°C
63°F (17°C)	1335	630	38.5	11.3	2.06	.81	.97	1.00	36.6	10.7	2.33	.84	.99	1.00	34.4	10.1	2.62	.87	1.00	1.00	32.4	9.5	2.97	.90	1.00	1.00
	1480	700	39.5	11.6	2.07	.83	.99	1.00	37.4	11.0	2.33	.86	1.00	1.00	35.4	10.4	2.63	.89	1.00	1.00	33.2	9.7	2.97	.93	1.00	1.00
67°F (19°C)	1335	630	41.0	12.0	2.07	.64	.79	.93	38.5	11.3	2.33	.66	.81	.96	36.4	10.7	2.63	.68	.84	.99	33.8	9.9	2.97	.70	.87	1.00
	1480	700	41.5	12.2	2.07	.65	.81	.96	39.5	11.6	2.34	.67	.83	.99	36.8	10.8	2.63	.68	.86	1.00	34.2	10.0	2.97	.71	.90	1.00
71°F (22°C)	1335	630	43.0	12.6	2.08	.48	.63	.76	41.0	12.0	2.35	.50	.64	.79	38.5	11.3	2.64	.50	.66	.81	35.8	10.5	2.98	.51	.68	.84
	1480	700	44.0	12.9	2.09	.49	.64	.78	41.5	12.2	2.35	.48	.65	.81	39.0	11.4	2.63	.49	.67	.83	36.4	10.7	2.98	.51	.69	.87

HPXA19-038 — C33-62D with G60UHV-60D-135 - CX34-62D-6F with G60UHV-60D-135 - FIRST STAGE HEATING CAPACITY

Indoor Coil Air Volume 70°F db (21°C db)	Air Temperature Entering Outdoor Coil												
	65°F (18°C)			60°F (16°C)			55°F (13°C)			50°F (10°C)			
	cfm	L/s	Total Heating Capacity kBtuh	kW	Comp. Motor kW Input	Total Heating Capacity kBtuh	kW	Comp. Motor kW Input	Total Heating Capacity kBtuh	kW	Comp. Motor kW Input	Total Heating Capacity kBtuh	kW
895	420	28.8	8.4	1.95	27.1	7.9	1.87	25.4	7.4	1.79	23.7	6.9	1.71
995	470	29.3	8.6	1.65	27.6	8.1	1.57	25.9	7.6	1.50	24.2	7.1	1.42

HPXA19-038 — C33-62D with G60UHV-60D-135 - CX34-62D-6F with G60UHV-60D-135 - SECOND STAGE HEATING CAPACITY

Indoor Coil Air Volume 70°F db (21°C db)	Air Temperature Entering Outdoor Coil														
	65°F (18°C)			45°F (7°C)			25°F (-4°C)			5°F (-15°C)			-15°F (-26°C)		
	cfm	L/s	Total Heating Capacity kBtuh	kW	Comp. Motor kW Input	Total Heating Capacity kBtuh	kW	Comp. Motor kW Input	Total Heating Capacity kBtuh	kW	Comp. Motor kW Input	Total Heating Capacity kBtuh	kW	Comp. Motor kW Input	
1335	630	38.4	11.3	2.48	30.6	9.0	2.31	22.4	6.6	2.13	16.8	4.9	1.87		
1480	700	38.9	11.4	2.52	31.1	9.1	2.35	22.9	6.7	2.18	17.3	5.1	1.92		

**HPXA19-038 - C33-62D with G60UHV-60D-135
CX34-62D-6F with G60UHV-60D-135
HEATING PERFORMANCE at 1335 cfm (630 L/s) Indoor Coil Air Volume**

*Outdoor Temperature		Compressor Motor kW Input	Total Output	
°F	°C		kBtuh	kW
65	18	2.31	38.7	11.3
60	16	2.28	36.9	10.8
55	13	2.26	35.1	10.3
50	10	2.23	33.3	9.8
47	8	2.21	32.2	9.4
45	7	2.20	30.8	9.0
40	4	2.17	27.2	8.0
35	2	2.15	23.7	6.9
30	-1	2.12	23.1	6.8
25	-4	2.09	22.4	6.6
20	-7	2.06	21.8	6.4
17	-8	2.05	21.4	6.3
15	-9	2.04	20.7	6.1
10	-12	2.01	18.9	5.5
5	-15	1.88	16.8	4.9
0	-18	1.75	14.7	4.3
-5	-21	1.62	12.7	3.7
-10	-23	1.49	10.6	3.1
-15	-26	1.36	8.5	2.5
-20	-29	1.23	6.4	1.9

RATINGS

3 TON (-038)

NOTE - For Temperatures and Capacities not shown in tables, see bulletin - Cooling Unit Rating Table Correction Factor Data in Miscellaneous Engineering Data section.

HPXA19-038 — CR26-48N-F with G60DFV-36B-090 - FIRST STAGE COOLING CAPACITY

Entering Wet Bulb Temperature	Total Air Volume		Outdoor Air Temperature Entering Outdoor Coil																							
			75°F (24°C)						85°F (29°C)						95°F (35°C)						105°F (41°C)					
			Total Cooling Capacity		Comp Motor kW Input	Sensible To Total Ratio (S/T) Dry Bulb			Total Cooling Capacity		Comp Motor kW Input	Sensible To Total Ratio (S/T) Dry Bulb			Total Cooling Capacity		Comp Motor kW Input	Sensible To Total Ratio (S/T) Dry Bulb			Total Cooling Capacity		Comp Motor kW Input	Sensible To Total Ratio (S/T) Dry Bulb		
			kBtuh	kW		75°F 24°C	80°F 27°C	85°F 29°C	kBtuh	kW		75°F 24°C	80°F 27°C	85°F 29°C	kBtuh	kW		75°F 24°C	80°F 27°C	85°F 29°C	kBtuh	kW		75°F 24°C	80°F 27°C	85°F 29°C
63°F (17°C)	720	340	26.2	7.7	1.16	.74	.87	.99	25.0	7.3	1.36	.76	.90	1.00	23.4	6.9	1.59	.78	.93	1.00	22.0	6.4	1.86	.80	.96	1.00
	845	400	27.2	8.0	1.17	.77	.92	1.00	26.0	7.6	1.37	.79	.95	1.00	24.4	7.2	1.59	.82	.97	1.00	22.8	6.7	1.86	.85	1.00	1.00
	1000	470	28.0	8.2	1.17	.81	.97	1.00	27.0	7.9	1.36	.84	.99	1.00	25.6	7.5	1.60	.86	1.00	1.00	24.2	7.1	1.86	.90	1.00	1.00
67°F (19°C)	720	340	28.0	8.2	1.17	.59	.71	.83	26.8	7.9	1.36	.60	.73	.86	25.4	7.4	1.59	.61	.75	.88	23.6	6.9	1.86	.62	.77	.92
	845	400	29.0	8.5	1.16	.61	.74	.87	27.8	8.1	1.37	.62	.76	.90	26.4	7.7	1.59	.63	.78	.93	24.6	7.2	1.86	.65	.81	.97
	1000	470	30.0	8.8	1.17	.63	.78	.93	28.8	8.4	1.37	.65	.80	.96	27.4	8.0	1.59	.66	.83	.99	25.4	7.4	1.86	.68	.87	1.00
71°F (22°C)	720	340	29.6	8.7	1.17	.45	.57	.69	28.6	8.4	1.37	.45	.58	.70	27.2	8.0	1.59	.46	.59	.72	25.4	7.4	1.86	.46	.60	.74
	845	400	30.8	9.0	1.17	.46	.60	.72	29.6	8.7	1.37	.46	.60	.73	28.2	8.3	1.59	.47	.61	.76	26.4	7.7	1.86	.47	.63	.78
	1000	470	31.8	9.3	1.18	.47	.62	.75	30.6	9.0	1.37	.47	.63	.77	29.2	8.6	1.60	.48	.65	.80	27.4	8.0	1.85	.49	.67	.83

HPXA19-038 — CR26-48N-F with G60DFV-36B-090 - SECOND STAGE COOLING CAPACITY

Entering Wet Bulb Temperature	Total Air Volume		Outdoor Air Temperature Entering Outdoor Coil																							
			85°F (29°C)						95°F (35°C)						105°F (41°C)						115°F (46°C)					
			Total Cooling Capacity		Comp Motor kW Input	Sensible To Total Ratio (S/T) Dry Bulb			Total Cooling Capacity		Comp Motor kW Input	Sensible To Total Ratio (S/T) Dry Bulb			Total Cooling Capacity		Comp Motor kW Input	Sensible To Total Ratio (S/T) Dry Bulb			Total Cooling Capacity		Comp Motor kW Input	Sensible To Total Ratio (S/T) Dry Bulb		
			kBtuh	kW		75°F 24°C	80°F 27°C	85°F 29°C	kBtuh	kW		75°F 24°C	80°F 27°C	85°F 29°C	kBtuh	kW		75°F 24°C	80°F 27°C	85°F 29°C	kBtuh	kW		75°F 24°C	80°F 27°C	85°F 29°C
63°F (17°C)	1015	480	34.0	10.0	2.09	.74	.87	.99	32.6	9.6	2.35	.76	.90	1.00	30.8	9.0	2.66	.78	.93	1.00	28.6	8.4	3.00	.81	.97	1.00
	1220	575	35.4	10.4	2.09	.78	.92	1.00	33.8	9.9	2.36	.80	.95	1.00	31.8	9.3	2.67	.82	.98	1.00	30.0	8.8	3.02	.86	1.00	1.00
	1475	695	36.8	10.8	2.10	.82	.97	1.00	35.0	10.3	2.36	.84	.99	1.00	33.4	9.8	2.66	.87	1.00	1.00	31.6	9.3	3.01	.92	1.00	1.00
67°F (19°C)	1015	480	36.2	10.6	2.10	.60	.72	.83	34.6	10.1	2.36	.61	.73	.86	32.8	9.6	2.66	.62	.75	.89	30.8	9.0	3.02	.63	.78	.92
	1220	575	37.6	11.0	2.09	.62	.75	.88	35.8	10.5	2.36	.63	.77	.91	34.0	10.0	2.67	.65	.80	.94	31.8	9.3	3.02	.66	.83	.98
	1475	695	38.5	11.3	2.10	.64	.79	.93	37.0	10.8	2.37	.66	.81	.97	35.0	10.3	2.67	.68	.84	.99	32.8	9.6	3.01	.70	.89	1.00
71°F (22°C)	1015	480	38.0	11.1	2.09	.46	.58	.69	36.6	10.7	2.37	.46	.59	.71	34.6	10.1	2.66	.47	.60	.73	32.6	9.6	3.02	.47	.62	.75
	1220	575	39.5	11.6	2.10	.48	.61	.72	37.8	11.1	2.36	.48	.62	.74	36.0	10.6	2.68	.48	.63	.77	33.8	9.9	3.03	.49	.65	.80
	1475	695	41.0	12.0	2.10	.49	.63	.76	39.0	11.4	2.38	.49	.64	.79	37.0	10.8	2.68	.50	.66	.82	34.8	10.2	3.03	.51	.69	.85

HPXA19-038 — CR26-48N-F with G60DFV-36B-090 - FIRST STAGE HEATING CAPACITY

Indoor Coil Air Volume 70°F db (21°C db)		Air Temperature Entering Outdoor Coil											
		65°F (18°C)			60°F (16°C)			55°F (13°C)			50°F (10°C)		
		Total Heating Capacity		Comp. Motor kW Input	Total Heating Capacity		Comp. Motor kW Input	Total Heating Capacity		Comp. Motor kW Input	Total Heating Capacity		Comp. Motor kW Input
kBtuh	kW	kBtuh	kW		kBtuh	kW		kBtuh	kW				
720	340	27.9	8.2	1.84	26.2	7.7	1.82	24.6	7.2	1.79	23.0	6.7	1.77
845	400	28.6	8.4	1.71	27.0	7.9	1.69	25.4	7.4	1.67	23.7	6.9	1.65
1000	470	29.4	8.6	1.62	27.8	8.1	1.60	26.1	7.6	1.58	24.5	7.2	1.56

HPXA19-038 — CR26-48N-F with G60DFV-36B-090 - SECOND STAGE HEATING CAPACITY

Indoor Coil Air Volume 70°F db (21°C db)		Air Temperature Entering Outdoor Coil														
		65°F (18°C)			45°F (7°C)			25°F (-4°C)			5°F (-15°C)			-15°F (-26°C)		
		Total Heating Capacity		Comp. Motor kW Input	Total Heating Capacity		Comp. Motor kW Input	Total Heating Capacity		Comp. Motor kW Input	Total Heating Capacity		Comp. Motor kW Input	Total Heating Capacity		Comp. Motor kW Input
kBtuh	kW	kBtuh	kW		kBtuh	kW		kBtuh	kW		kBtuh	kW				
1015	480	37.9	11.1	2.63	30.0	8.8	2.45	21.6	6.3	2.27	16.0	4.7	2.01	7.7	2.3	1.52
1220	575	38.7	11.3	2.42	30.8	9.0	2.24	22.4	6.6	2.06	16.8	4.9	1.80	8.5	2.5	1.31
1475	695	39.5	11.6	2.43	31.6	9.3	2.25	23.2	6.8	2.07	17.6	5.2	1.81	9.3	2.7	1.32

HPXA19-038 - CR26-48N-F with G60DFV-36B-090 - HEATING PERFORMANCE at 1220 cfm (575 L/s) Indoor Coil Air Volume

*Outdoor Temperature		Compressor Motor kW Input	Total Output	
°F	°C		kBtuh	kW
65	18	2.42	38.7	11.3
60	16	2.38	36.9	10.8
55	13	2.33	35.1	10.3
50	10	2.29	33.3	9.8
47	8	2.26	32.2	9.4
45	7	2.24	30.8	9.0
40	4	2.19	27.2	8.0
35	2	2.15	23.7	6.9
30	-1	2.10	23.1	6.8
25	-4	2.06	22.4	6.6
20	-7	2.01	21.8	6.4
17	-8	1.98	21.4	6.3
15	-9	1.96	20.7	6.1
10	-12	1.92	18.9	5.5
5	-15	1.80	16.8	4.9
0	-18	1.68	14.7	4.3
-5	-21	1.55	12.7	3.7
-10	-23	1.43	10.6	3.1
-15	-26	1.31	8.5	2.5
-20	-29	1.19	6.4	1.9

RATINGS

3 TON (-038)

NOTE - For Temperatures and Capacities not shown in tables, see bulletin - Cooling Unit Rating Table Correction Factor Data in Miscellaneous Engineering Data section.

HPXA19-038 — CR26-60N-F with G60DFV-36B-090 - FIRST STAGE COOLING CAPACITY

Entering Wet Bulb Temperature	Total Air Volume		Outdoor Air Temperature Entering Outdoor Coil																							
			75°F (24°C)						85°F (29°C)						95°F (35°C)						105°F (41°C)					
			Total Cooling Capacity		Comp Motor kW Input	Sensible To Total Ratio (S/T) Dry Bulb			Total Cooling Capacity		Comp Motor kW Input	Sensible To Total Ratio (S/T) Dry Bulb			Total Cooling Capacity		Comp Motor kW Input	Sensible To Total Ratio (S/T) Dry Bulb			Total Cooling Capacity		Comp Motor kW Input	Sensible To Total Ratio (S/T) Dry Bulb		
			kBtuh	kW		75°F 24°C	80°F 27°C	85°F 29°C	kBtuh	kW		75°F 24°C	80°F 27°C	85°F 29°C	kBtuh	kW		75°F 24°C	80°F 27°C	85°F 29°C	kBtuh	kW		75°F 24°C	80°F 27°C	85°F 29°C
63°F (17°C)	720	340	26.8	7.9	1.16	.75	.88	1.00	25.6	7.5	1.36	.76	.91	1.00	24.0	7.0	1.59	.78	.94	1.00	22.4	6.6	1.86	.81	.97	1.00
	845	400	27.8	8.1	1.17	.78	.93	1.00	26.6	7.8	1.37	.80	.96	1.00	25.0	7.3	1.59	.83	.99	1.00	23.6	6.9	1.86	.86	1.00	1.00
	1000	470	29.0	8.5	1.17	.82	.98	1.00	27.8	8.1	1.36	.85	1.00	1.00	26.4	7.7	1.59	.88	1.00	1.00	25.0	7.3	1.85	.92	1.00	1.00
67°F (19°C)	720	340	28.6	8.4	1.17	.59	.72	.84	27.4	8.0	1.36	.60	.74	.86	25.8	7.6	1.59	.61	.75	.89	24.2	7.1	1.86	.62	.78	.93
	845	400	29.8	8.7	1.17	.61	.75	.89	28.4	8.3	1.37	.62	.77	.92	26.8	7.9	1.59	.64	.80	.95	25.0	7.3	1.86	.65	.82	.98
	1000	470	30.8	9.0	1.17	.64	.79	.95	29.6	8.7	1.37	.65	.82	.98	28.0	8.2	1.59	.67	.85	1.00	26.0	7.6	1.85	.69	.88	1.00
71°F (22°C)	720	340	30.4	8.9	1.17	.45	.57	.69	29.2	8.6	1.37	.45	.58	.71	27.6	8.1	1.59	.46	.59	.72	25.8	7.6	1.86	.46	.61	.75
	845	400	31.6	9.3	1.18	.46	.60	.72	30.2	8.9	1.37	.46	.61	.74	28.8	8.4	1.60	.47	.62	.77	26.8	7.9	1.86	.47	.64	.79
	1000	470	32.8	9.6	1.18	.48	.62	.77	31.4	9.2	1.38	.48	.64	.79	29.8	8.7	1.60	.49	.66	.82	27.8	8.1	1.85	.49	.68	.85

HPXA19-038 — CR26-60N-F with G60DFV-36B-090 - SECOND STAGE COOLING CAPACITY

Entering Wet Bulb Temperature	Total Air Volume		Outdoor Air Temperature Entering Outdoor Coil																							
			85°F (29°C)						95°F (35°C)						105°F (41°C)						115°F (46°C)					
			Total Cooling Capacity		Comp Motor kW Input	Sensible To Total Ratio (S/T) Dry Bulb			Total Cooling Capacity		Comp Motor kW Input	Sensible To Total Ratio (S/T) Dry Bulb			Total Cooling Capacity		Comp Motor kW Input	Sensible To Total Ratio (S/T) Dry Bulb			Total Cooling Capacity		Comp Motor kW Input	Sensible To Total Ratio (S/T) Dry Bulb		
			kBtuh	kW		75°F 24°C	80°F 27°C	85°F 29°C	kBtuh	kW		75°F 24°C	80°F 27°C	85°F 29°C	kBtuh	kW		75°F 24°C	80°F 27°C	85°F 29°C	kBtuh	kW		75°F 24°C	80°F 27°C	85°F 29°C
63°F (17°C)	1015	480	35.2	10.3	2.08	.75	.88	1.00	33.4	9.8	2.34	.77	.91	1.00	31.6	9.3	2.64	.79	.94	1.00	29.6	8.7	2.99	.82	.98	1.00
	1220	575	36.6	10.7	2.08	.79	.94	1.00	34.8	10.2	2.35	.81	.97	1.00	33.0	9.7	2.65	.84	.99	1.00	31.0	9.1	2.99	.88	1.00	1.00
	1475	695	38.0	11.1	2.09	.83	.99	1.00	36.6	10.7	2.34	.86	1.00	1.00	34.8	10.2	2.65	.90	1.00	1.00	32.8	9.6	3.01	.94	1.00	1.00
67°F (19°C)	1015	480	37.4	11.0	2.08	.60	.73	.85	35.6	10.4	2.35	.61	.74	.87	33.6	9.8	2.65	.63	.77	.90	31.4	9.2	3.00	.64	.79	.94
	1220	575	39.0	11.4	2.09	.63	.76	.90	37.0	10.8	2.36	.64	.78	.93	35.0	10.3	2.66	.65	.81	.96	32.6	9.6	3.00	.68	.85	1.00
	1475	695	40.0	11.7	2.09	.65	.81	.96	38.0	11.1	2.36	.67	.83	.99	36.0	10.6	2.65	.69	.87	1.00	33.6	9.8	3.00	.72	.91	1.00
71°F (22°C)	1015	480	39.5	11.6	2.09	.46	.59	.70	37.6	11.0	2.35	.46	.60	.72	35.6	10.4	2.66	.46	.61	.74	33.4	9.8	3.00	.47	.63	.76
	1220	575	41.0	12.0	2.10	.48	.61	.74	39.0	11.4	2.36	.48	.62	.76	37.0	10.8	2.67	.49	.64	.78	34.6	10.1	3.01	.49	.66	.82
	1475	695	42.5	12.5	2.10	.49	.64	.78	40.5	11.9	2.36	.50	.65	.81	38.0	11.1	2.66	.51	.67	.84	35.8	10.5	3.01	.52	.70	.88

HPXA19-038 — CR26-60N-F with G60DFV-36B-090 - FIRST STAGE HEATING CAPACITY

Indoor Coil Air Volume 70°F db (21°C db)		Air Temperature Entering Outdoor Coil											
		65°F (18°C)			60°F (16°C)			55°F (13°C)			50°F (10°C)		
		Total Heating Capacity		Comp. Motor kW Input	Total Heating Capacity		Comp. Motor kW Input	Total Heating Capacity		Comp. Motor kW Input	Total Heating Capacity		Comp. Motor kW Input
kBtuh	kW	kBtuh	kW		kBtuh	kW		kBtuh	kW				
720	340	28.3	8.3	1.76	26.7	7.8	1.74	25.0	7.3	1.72	23.3	6.8	1.71
845	400	29.1	8.5	1.63	27.4	8.0	1.61	25.8	7.6	1.59	24.1	7.1	1.58
1000	470	29.8	8.7	1.54	28.2	8.3	1.52	26.5	7.8	1.51	24.8	7.3	1.49

HPXA19-038 — CR26-60N-F with G60DFV-36B-090 - SECOND STAGE HEATING CAPACITY

Indoor Coil Air Volume 70°F db (21°C db)		Air Temperature Entering Outdoor Coil														
		65°F (18°C)			45°F (7°C)			25°F (-4°C)			5°F (-15°C)			-15°F (-26°C)		
		Total Heating Capacity		Comp. Motor kW Input	Total Heating Capacity		Comp. Motor kW Input	Total Heating Capacity		Comp. Motor kW Input	Total Heating Capacity		Comp. Motor kW Input	Total Heating Capacity		Comp. Motor kW Input
kBtuh	kW	kBtuh	kW		kBtuh	kW		kBtuh	kW		kBtuh	kW				
1015	480	38.4	11.3	2.51	30.4	8.9	2.35	21.9	6.4	2.18	16.1	4.7	1.94	7.8	2.3	1.47
1220	575	39.2	11.5	2.31	31.2	9.1	2.15	22.7	6.7	1.99	16.9	5.0	1.75	8.6	2.5	1.27
1475	695	40.1	11.8	2.32	32.1	9.4	2.16	23.6	6.9	1.99	17.8	5.2	1.75	9.5	2.8	1.28

HPXA19-038 - CR26-60N-F with G60DFV-36B-090 - HEATING PERFORMANCE at 1220 cfm (575 L/s) Indoor Coil Air Volume

*Outdoor Temperature		Compressor Motor kW Input		Total Output	
°F	°C			kBtuh	kW
65	18	2.31		39.2	11.5
60	16	2.27		37.4	11.0
55	13	2.23		35.5	10.4
50	10	2.19		33.7	9.9
47	8	2.17		32.6	9.6
45	7	2.15		31.2	9.1
40	4	2.11		27.6	8.1
35	2	2.07		24.0	7.0
30	-1	2.03		23.3	6.8
25	-4	1.99		22.7	6.7
20	-7	1.95		22.0	6.4
17	-8	1.92		21.6	6.3
15	-9	1.91		20.9	6.1
10	-12	1.87		19.0	5.6
5	-15	1.75		16.9	5.0
0	-18	1.63		14.8	4.3
-5	-21	1.51		12.8	3.8
-10	-23	1.39		10.7	3.1
-15	-26	1.27		8.6	2.5
-20	-29	1.15		6.5	1.9

RATINGS

3 TON (-038)

NOTE - For Temperatures and Capacities not shown in tables, see bulletin - Cooling Unit Rating Table Correction Factor Data in Miscellaneous Engineering Data section.

HPXA19-038 - CH33-44/48B-2F with G61MPV-36B - FIRST STAGE COOLING CAPACITY

Entering Wet Bulb Temperature	Total Air Volume		Outdoor Air Temperature Entering Outdoor Coil																							
			75°F (24°C)						85°F (29°C)						95°F (35°C)						105°F (41°C)					
			Total Cooling Capacity		Comp Motor kW Input	Sensible To Total Ratio (S/T) Dry Bulb			Total Cooling Capacity		Comp Motor kW Input	Sensible To Total Ratio (S/T) Dry Bulb			Total Cooling Capacity		Comp Motor kW Input	Sensible To Total Ratio (S/T) Dry Bulb			Total Cooling Capacity		Comp Motor kW Input	Sensible To Total Ratio (S/T) Dry Bulb		
			kBtuh	kW		75°F 24°C	80°F 27°C	85°F 29°C	kBtuh	kW		75°F 24°C	80°F 27°C	85°F 29°C	kBtuh	kW		75°F 24°C	80°F 27°C	85°F 29°C	kBtuh	kW		75°F 24°C	80°F 27°C	85°F 29°C
63°F (17°C)	595	280	25.2	7.4	1.16	.71	.83	.95	22.6	6.6	1.59	.74	.88	1.00	21.0	6.2	1.86	.76	.91	1.00	19.4	5.7	2.18	.79	.95	1.00
	750	355	26.8	7.9	1.17	.75	.89	1.00	24.0	7.0	1.59	.79	.94	1.00	22.4	6.6	1.86	.81	.98	1.00	20.6	6.0	2.18	.85	1.00	1.00
	900	425	28.2	8.3	1.16	.79	.94	1.00	25.2	7.4	1.59	.84	1.00	1.00	23.6	6.9	1.86	.87	1.00	1.00	22.2	6.5	2.17	.91	1.00	1.00
67°F (19°C)	595	280	27.0	7.9	1.16	.57	.68	.79	24.2	7.1	1.59	.59	.71	.83	22.8	6.7	1.86	.60	.73	.86	21.0	6.2	2.17	.61	.76	.90
	750	355	29.0	8.5	1.17	.59	.72	.84	25.8	7.6	1.59	.61	.76	.90	24.2	7.1	1.85	.63	.78	.93	22.2	6.5	2.17	.65	.81	.97
	900	425	30.4	8.9	1.17	.62	.76	.90	27.0	7.9	1.59	.65	.81	.96	25.2	7.4	1.85	.66	.84	1.00	23.2	6.8	2.17	.69	.88	1.00
71°F (22°C)	595	280	28.8	8.4	1.16	.44	.55	.65	26.0	7.6	1.60	.45	.57	.68	24.4	7.2	1.86	.45	.58	.70	22.6	6.6	2.18	.46	.59	.72
	750	355	30.8	9.0	1.17	.45	.57	.69	27.6	8.1	1.59	.46	.59	.73	25.8	7.6	1.85	.46	.61	.75	24.0	7.0	2.16	.47	.63	.78
	900	425	32.2	9.4	1.18	.47	.60	.74	29.0	8.5	1.59	.48	.63	.78	27.0	7.9	1.86	.48	.65	.81	25.0	7.3	2.17	.49	.67	.84

HPXA19-038 - CH33-44/48B-2F with G61MPV-36B - SECOND STAGE COOLING CAPACITY

Entering Wet Bulb Temperature	Total Air Volume		Outdoor Air Temperature Entering Outdoor Coil																							
			85°F (29°C)						95°F (35°C)						105°F (41°C)						115°F (46°C)					
			Total Cooling Capacity		Comp Motor kW Input	Sensible To Total Ratio (S/T) Dry Bulb			Total Cooling Capacity		Comp Motor kW Input	Sensible To Total Ratio (S/T) Dry Bulb			Total Cooling Capacity		Comp Motor kW Input	Sensible To Total Ratio (S/T) Dry Bulb			Total Cooling Capacity		Comp Motor kW Input	Sensible To Total Ratio (S/T) Dry Bulb		
			kBtuh	kW		75°F 24°C	80°F 27°C	85°F 29°C	kBtuh	kW		75°F 24°C	80°F 27°C	85°F 29°C	kBtuh	kW		75°F 24°C	80°F 27°C	85°F 29°C	kBtuh	kW		75°F 24°C	80°F 27°C	85°F 29°C
63°F (17°C)	975	460	34.8	10.2	2.06	.74	.86	.99	33.0	9.7	2.33	.75	.89	1.00	31.0	9.1	2.63	.77	.92	1.00	28.8	8.4	2.97	.80	.95	1.00
	1185	560	36.6	10.7	2.08	.78	.92	1.00	34.6	10.1	2.33	.80	.95	1.00	32.4	9.5	2.64	.82	.98	1.00	30.2	8.9	2.98	.86	1.00	1.00
	1445	680	38.0	11.1	2.08	.83	.98	1.00	36.0	10.6	2.34	.85	1.00	1.00	34.2	10.0	2.63	.88	1.00	1.00	32.2	9.4	2.99	.92	1.00	1.00
67°F (19°C)	974	460	37.0	10.8	2.07	.59	.71	.83	35.2	10.3	2.34	.60	.72	.85	33.0	9.7	2.64	.61	.74	.88	30.8	9.0	2.99	.62	.77	.91
	1185	560	38.5	11.3	2.08	.61	.75	.88	36.8	10.8	2.35	.63	.77	.91	34.6	10.1	2.64	.64	.80	.94	32.2	9.4	2.98	.66	.83	.98
	1443	680	40.5	11.9	2.08	.65	.80	.95	38.0	11.1	2.35	.66	.83	.98	35.8	10.5	2.65	.68	.85	1.00	33.4	9.8	2.98	.70	.89	1.00
71°F (22°C)	974	460	39.0	11.4	2.08	.46	.58	.69	37.2	10.9	2.35	.46	.58	.70	35.2	10.3	2.64	.46	.59	.72	32.8	9.6	2.99	.47	.61	.74
	1185	560	41.0	12.0	2.08	.47	.60	.72	39.0	11.4	2.35	.48	.61	.75	36.8	10.8	2.65	.48	.63	.77	34.2	10.0	2.99	.49	.64	.80
	1443	680	42.5	12.5	2.09	.49	.64	.78	40.5	11.9	2.36	.50	.65	.80	38.0	11.1	2.66	.51	.67	.83	35.6	10.4	3.00	.51	.69	.86

HPXA19-038 - CH33-44/48B-2F with G61MPV-36B - FIRST STAGE HEATING CAPACITY

Indoor Coil Air Volume 70°F db (21°C db)	Air Temperature Entering Outdoor Coil															
	65°F (18°C)				60°F (16°C)				55°F (13°C)				50°F (10°C)			
	cfm	L/s	Total Heating Capacity kBtuh	kW	Comp. Motor kW Input	Total Heating Capacity kBtuh	kW	Comp. Motor kW Input	Total Heating Capacity kBtuh	kW	Comp. Motor kW Input	Total Heating Capacity kBtuh	kW	Comp. Motor kW Input		
595	280	27.0	7.9	2.01	25.4	7.4	2.00	23.7	6.9	2.00	22.1	6.5	1.99			
750	355	28.1	8.2	1.80	26.4	7.7	1.80	24.8	7.3	1.79	23.1	6.8	1.78			
900	425	28.8	8.4	1.68	27.1	7.9	1.67	25.5	7.5	1.66	23.8	7.0	1.66			

HPXA19-038 - CH33-44/48B-2F with G61MPV-36B - SECOND STAGE HEATING CAPACITY

Indoor Coil Air Volume 70°F db (21°C db)	Air Temperature Entering Outdoor Coil																			
	65°F (18°C)				45°F (7°C)				25°F (-4°C)				5°F (-15°C)				-15°F (-26°C)			
	cfm	L/s	Total Heating Capacity kBtuh	kW	Comp. Motor kW Input	Total Heating Capacity kBtuh	kW	Comp. Motor kW Input	Total Heating Capacity kBtuh	kW	Comp. Motor kW Input	Total Heating Capacity kBtuh	kW	Comp. Motor kW Input	Total Heating Capacity kBtuh	kW	Comp. Motor kW Input			
975	460	38.2	11.2	2.56	30.3	8.9	2.44	21.9	6.4	2.34	16.0	4.7	2.05	7.8	2.3	1.53				
1185	560	38.8	11.4	2.42	30.9	9.1	2.30	22.5	6.6	2.20	16.6	4.9	1.91	8.4	2.5	1.39				
1445	680	39.4	11.5	2.31	31.5	9.2	2.19	23.1	6.8	2.09	17.2	5.0	1.80	9.0	2.6	1.28				

HPXA19-038 - CH33-44/48B-2F with G61MPV-36B - HEATING PERFORMANCE at 1185 cfm (560 L/s) Indoor Coil Air Volume

*Outdoor Temperature		Compressor Motor kW Input	Total Output	
°F	°C		kBtuh	kW
65	18	2.42	38.8	11.4
60	16	2.39	37.0	10.8
55	13	2.35	35.1	10.3
50	10	2.32	33.3	9.8
47	8	2.30	32.2	9.4
45	7	2.30	30.9	9.1
40	4	2.32	27.5	8.1
35	2	2.33	24.1	7.1
30	-1	2.26	23.3	6.8
25	-4	2.20	22.5	6.6
20	-7	2.13	21.7	6.4
17	-8	2.09	21.2	6.2
15	-9	2.07	20.5	6.0
10	-12	2.04	18.6	5.5
5	-15	1.91	16.6	4.9
0	-18	1.78	14.5	4.2
-5	-21	1.65	12.5	3.7
-10	-23	1.52	10.5	3.1
-15	-26	1.39	8.4	2.5
-20	-29	1.25	6.4	1.9

RATINGS

3 TON (-038)

NOTE - For Temperatures and Capacities not shown in tables, see bulletin - Cooling Unit Rating Table Correction Factor Data in Miscellaneous Engineering Data section.

HPXA19-038 - CH33-48C-2F with G61MPV-36C-090 - FIRST STAGE COOLING CAPACITY

Entering Wet Bulb Temperature	Total Air Volume		Outdoor Air Temperature Entering Outdoor Coil																							
			75°F (24°C)						85°F (29°C)						95°F (35°C)						105°F (41°C)					
			Total Cooling Capacity		Comp Motor kW Input	Sensible To Total Ratio (S/T) Dry Bulb			Total Cooling Capacity		Comp Motor kW Input	Sensible To Total Ratio (S/T) Dry Bulb			Total Cooling Capacity		Comp Motor kW Input	Sensible To Total Ratio (S/T) Dry Bulb			Total Cooling Capacity		Comp Motor kW Input	Sensible To Total Ratio (S/T) Dry Bulb		
			kBtuh	kW		75°F 24°C	80°F 27°C	85°F 29°C	kBtuh	kW		75°F 24°C	80°F 27°C	85°F 29°C	kBtuh	kW		75°F 24°C	80°F 27°C	85°F 29°C	kBtuh	kW		75°F 24°C	80°F 27°C	85°F 29°C
63°F (17°C)	655	310	26.0	7.6	1.16	.73	.85	.97	23.2	6.8	1.59	.76	.90	1.00	21.6	6.3	1.86	.78	.93	1.00	19.9	5.8	2.18	.81	.97	1.00
	855	405	27.8	8.1	1.17	.78	.92	1.00	24.8	7.3	1.59	.82	.98	1.00	23.2	6.8	1.86	.85	1.00	1.00	21.6	6.3	2.18	.89	1.00	1.00
	895	420	28.2	8.3	1.16	.79	.94	1.00	25.0	7.3	1.59	.84	1.00	1.00	23.6	6.9	1.86	.87	1.00	1.00	22.2	6.5	2.17	.91	1.00	1.00
67°F (19°C)	655	310	27.8	8.1	1.16	.58	.70	.81	25.0	7.3	1.59	.60	.73	.86	23.4	6.9	1.86	.61	.75	.89	21.6	6.3	2.18	.63	.78	.93
	855	405	29.8	8.7	1.17	.61	.75	.88	26.6	7.8	1.59	.63	.79	.94	24.8	7.3	1.86	.65	.82	.98	22.8	6.7	2.17	.67	.85	1.00
	895	420	30.2	8.9	1.17	.62	.76	.90	27.0	7.9	1.59	.65	.81	.96	25.2	7.4	1.85	.66	.84	.99	23.2	6.8	2.17	.69	.87	1.00
71°F (22°C)	655	310	29.6	8.7	1.17	.46	.57	.67	26.6	7.8	1.59	.46	.58	.70	25.0	7.3	1.86	.46	.59	.72	23.2	6.8	2.18	.47	.61	.75
	855	405	31.8	9.3	1.18	.47	.60	.72	28.6	8.4	1.59	.47	.62	.76	26.8	7.9	1.85	.48	.63	.78	24.6	7.2	2.17	.49	.65	.82
	895	420	32.2	9.4	1.18	.47	.61	.73	29.0	8.5	1.59	.48	.63	.78	27.0	7.9	1.85	.49	.65	.80	25.0	7.3	2.17	.50	.67	.84

HPXA19-038 - CH33-48C-2F with G61MPV-36C-090 - SECOND STAGE COOLING CAPACITY

Entering Wet Bulb Temperature	Total Air Volume		Outdoor Air Temperature Entering Outdoor Coil																							
			85°F (29°C)						95°F (35°C)						105°F (41°C)						115°F (46°C)					
			Total Cooling Capacity		Comp Motor kW Input	Sensible To Total Ratio (S/T) Dry Bulb			Total Cooling Capacity		Comp Motor kW Input	Sensible To Total Ratio (S/T) Dry Bulb			Total Cooling Capacity		Comp Motor kW Input	Sensible To Total Ratio (S/T) Dry Bulb			Total Cooling Capacity		Comp Motor kW Input	Sensible To Total Ratio (S/T) Dry Bulb		
			kBtuh	kW		75°F 24°C	80°F 27°C	85°F 29°C	kBtuh	kW		75°F 24°C	80°F 27°C	85°F 29°C	kBtuh	kW		75°F 24°C	80°F 27°C	85°F 29°C	kBtuh	kW		75°F 24°C	80°F 27°C	85°F 29°C
63°F (17°C)	1050	495	35.8	10.5	2.07	.75	.88	1.00	33.8	9.9	2.33	.77	.91	1.00	31.8	9.3	2.63	.79	.94	1.00	29.6	8.7	2.97	.82	.98	1.00
	1230	580	37.2	10.9	2.07	.78	.93	1.00	35.2	10.3	2.33	.80	.96	1.00	33.0	9.7	2.63	.83	.99	1.00	30.8	9.0	2.98	.86	1.00	1.00
	1300	615	37.6	11.0	2.07	.80	.95	1.00	35.6	10.4	2.34	.82	.98	1.00	33.6	9.8	2.64	.85	1.00	1.00	31.4	9.2	2.97	.88	1.00	1.00
67°F (19°C)	1050	495	38.0	11.1	2.08	.60	.73	.84	36.0	10.6	2.34	.61	.74	.87	34.0	10.0	2.63	.62	.76	.90	31.6	9.3	2.97	.64	.79	.94
	1230	580	39.5	11.6	2.08	.62	.76	.89	37.2	10.9	2.34	.64	.78	.92	35.2	10.3	2.64	.65	.80	.95	32.8	9.6	2.98	.67	.83	.99
	1300	615	40.0	11.7	2.08	.63	.77	.91	37.8	11.1	2.34	.65	.79	.94	35.6	10.4	2.64	.66	.82	.97	33.0	9.7	2.99	.68	.85	1.00
71°F (22°C)	1050	495	40.0	11.7	2.08	.47	.59	.70	38.0	11.1	2.34	.47	.59	.71	36.0	10.6	2.65	.47	.61	.74	33.8	9.9	2.98	.48	.63	.76
	1230	580	41.5	12.2	2.09	.47	.60	.73	39.5	11.6	2.35	.47	.62	.75	37.2	10.9	2.65	.48	.63	.77	34.8	10.2	2.99	.49	.65	.80
	1300	615	42.0	12.3	2.09	.48	.60	.75	40.0	11.7	2.35	.49	.63	.77	37.8	11.1	2.65	.49	.65	.79	35.2	10.3	2.99	.50	.66	.83

HPXA19-038 - CH33-48C-2F with G61MPV-36C-090 - FIRST STAGE HEATING CAPACITY

Indoor Coil Air Volume 70°F db (21°C db)		Air Temperature Entering Outdoor Coil											
		65°F (18°C)			60°F (16°C)			55°F (13°C)			50°F (10°C)		
		Total Heating Capacity		Comp. Motor kW Input	Total Heating Capacity		Comp. Motor kW Input	Total Heating Capacity		Comp. Motor kW Input	Total Heating Capacity		Comp. Motor kW Input
cfm	L/s	kBtuh	kW		kBtuh	kW		kBtuh	kW		kBtuh	kW	
655	310	28.6	8.4	1.71	26.9	7.9	1.70	25.3	7.4	1.69	23.6	6.9	1.69
855	405	28.4	8.3	1.74	26.8	7.9	1.73	25.1	7.4	1.72	23.4	6.9	1.72
895	420	27.4	8.0	1.96	25.7	7.5	1.95	24.0	7.0	1.95	22.4	6.6	1.94

HPXA19-038 - CH33-48C-2F with G61MPV-36C-090 - SECOND STAGE HEATING CAPACITY

Indoor Coil Air Volume 70°F db (21°C db)		Air Temperature Entering Outdoor Coil														
		65°F (18°C)			45°F (7°C)			25°F (-4°C)			5°F (-15°C)			-15°F (-26°C)		
		Total Heating Capacity		Comp. Motor kW Input	Total Heating Capacity		Comp. Motor kW Input	Total Heating Capacity		Comp. Motor kW Input	Total Heating Capacity		Comp. Motor kW Input	Total Heating Capacity		Comp. Motor kW Input
cfm	L/s	kBtuh	kW		kBtuh	kW		kBtuh	kW		kBtuh	kW		kBtuh	kW	
1050	495	38.6	11.3	2.41	30.8	9.0	2.28	22.6	6.6	2.16	16.7	4.9	1.86	8.5	2.5	1.34
1230	580	38.5	11.3	2.45	30.7	9.0	2.31	22.5	6.6	2.19	16.6	4.9	1.89	8.4	2.5	1.38
1300	615	38.0	11.1	2.55	30.2	8.9	2.42	22.0	6.4	2.30	16.1	4.7	2.00	7.9	2.3	1.48

HPXA19-038 - CH33-48C-2F with G61MPV-36C-090 - HEATING PERFORMANCE at 1230 cfm (580 L/s) Indoor Coil Air Volume

*Outdoor Temperature		Compressor Motor kW Input		Total Output	
°F	°C	kW Input		kBtuh	kW
65	18	2.45		38.5	11.3
60	16	2.41		36.7	10.8
55	13	2.37		34.9	10.2
50	10	2.33		33.1	9.7
47	8	2.31		32.0	9.4
45	7	2.31		30.7	9.0
40	4	2.33		27.4	8.0
35	2	2.34		24.0	7.0
30	-1	2.27		23.3	6.8
25	-4	2.19		22.5	6.6
20	-7	2.12		21.7	6.4
17	-8	2.08		21.2	6.2
15	-9	2.06		20.5	6.0
10	-12	2.02		18.7	5.5
5	-15	1.89		16.6	4.9
0	-18	1.76		14.6	4.3
-5	-21	1.63		12.5	3.7
-10	-23	1.50		10.5	3.1
-15	-26	1.38		8.4	2.5
-20	-29	1.25		6.4	1.9

NOTE - For Temperatures and Capacities not shown in tables, see bulletin - Cooling Unit Rating Table Correction Factor Data in Miscellaneous Engineering Data section.

HPXA19-038 - CH33-50/60C-2F with G61MPV-36C-090 - FIRST STAGE COOLING CAPACITY

Entering Wet Bulb Temperature	Total Air Volume		Outdoor Air Temperature Entering Outdoor Coil																							
			75°F (24°C)						85°F (29°C)						95°F (35°C)						105°F (41°C)					
			Total Cooling Capacity		Comp Motor kW Input	Sensible To Total Ratio (S/T) Dry Bulb			Total Cooling Capacity		Comp Motor kW Input	Sensible To Total Ratio (S/T) Dry Bulb			Total Cooling Capacity		Comp Motor kW Input	Sensible To Total Ratio (S/T) Dry Bulb			Total Cooling Capacity		Comp Motor kW Input	Sensible To Total Ratio (S/T) Dry Bulb		
			kBtuh	kW		75°F 24°C	80°F 27°C	85°F 29°C	kBtuh	kW		75°F 24°C	80°F 27°C	85°F 29°C	kBtuh	kW		75°F 24°C	80°F 27°C	85°F 29°C	kBtuh	kW		75°F 24°C	80°F 27°C	85°F 29°C
63°F (17°C)	655	310	26.2	7.7	1.16	.73	.86	.97	23.4	6.9	1.59	.76	.90	1.00	21.8	6.4	1.86	.79	.94	1.00	20.0	5.9	2.17	.82	.98	1.00
	855	405	28.2	8.3	1.17	.78	.93	1.00	25.0	7.3	1.59	.82	.99	1.00	23.4	6.9	1.86	.85	1.00	1.00	22.0	6.4	2.18	.89	1.00	1.00
	895	420	28.6	8.4	1.17	.79	.95	1.00	25.4	7.4	1.59	.84	1.00	1.00	24.0	7.0	1.86	.87	1.00	1.00	22.4	6.6	2.18	.91	1.00	1.00
67°F (19°C)	655	310	28.0	8.2	1.17	.58	.70	.82	25.2	7.4	1.59	.60	.73	.86	23.6	6.9	1.86	.61	.75	.89	21.6	6.3	2.18	.63	.78	.93
	855	405	30.2	8.9	1.17	.61	.75	.89	27.0	7.9	1.59	.64	.79	.94	25.0	7.3	1.85	.65	.82	.98	23.0	6.7	2.17	.67	.86	1.00
	895	420	30.6	9.0	1.17	.62	.76	.90	27.2	8.0	1.59	.65	.81	.96	25.4	7.4	1.85	.67	.84	1.00	23.4	6.9	2.17	.69	.88	1.00
71°F (22°C)	655	310	30.0	8.8	1.17	.45	.57	.67	26.8	7.9	1.59	.46	.58	.70	25.2	7.4	1.86	.46	.60	.72	23.4	6.9	2.17	.47	.61	.75
	855	405	32.2	9.4	1.18	.46	.60	.72	28.8	8.4	1.59	.47	.62	.76	27.0	7.9	1.85	.48	.64	.79	24.8	7.3	2.17	.49	.66	.82
	895	420	32.6	9.6	1.18	.47	.61	.74	29.2	8.6	1.60	.48	.63	.78	27.4	8.0	1.85	.49	.65	.81	25.2	7.4	2.17	.50	.67	.85

HPXA19-038 - CH33-50/60C-2F with G61MPV-36C-090 - SECOND STAGE COOLING CAPACITY

Entering Wet Bulb Temperature	Total Air Volume		Outdoor Air Temperature Entering Outdoor Coil																							
			85°F (29°C)						95°F (35°C)						105°F (41°C)						115°F (46°C)					
			Total Cooling Capacity		Comp Motor kW Input	Sensible To Total Ratio (S/T) Dry Bulb			Total Cooling Capacity		Comp Motor kW Input	Sensible To Total Ratio (S/T) Dry Bulb			Total Cooling Capacity		Comp Motor kW Input	Sensible To Total Ratio (S/T) Dry Bulb			Total Cooling Capacity		Comp Motor kW Input	Sensible To Total Ratio (S/T) Dry Bulb		
			kBtuh	kW		75°F 24°C	80°F 27°C	85°F 29°C	kBtuh	kW		75°F 24°C	80°F 27°C	85°F 29°C	kBtuh	kW		75°F 24°C	80°F 27°C	85°F 29°C	kBtuh	kW		75°F 24°C	80°F 27°C	85°F 29°C
63°F (17°C)	1050	495	.0	.0	.00	.75	1.00	34.2	10.0	2.34	.77	.91	1.00	32.0	9.4	2.64	.79	.95	1.00	29.8	8.7	2.98	.82	.98	1.00	
	1230	580	37.6	11.0	2.07	.79	.93	1.00	35.4	10.4	2.34	.81	.96	1.00	33.2	9.7	2.64	.84	.99	1.00	31.2	9.1	2.97	.87	1.00	1.00
	1300	615	38.0	11.1	2.08	.80	.95	1.00	36.0	10.6	2.34	.83	.98	1.00	33.8	9.9	2.64	.86	1.00	1.00	31.8	9.3	2.98	.89	1.00	1.00
67°F (19°C)	1050	495	38.5	11.3	2.08	.60	.73	.85	36.4	10.7	2.34	.61	.75	.88	34.2	10.0	2.64	.62	.77	.91	32.0	9.4	2.98	.64	.79	.94
	1230	580	39.5	11.6	2.08	.62	.76	.90	37.6	11.0	2.34	.64	.79	.93	35.4	10.4	2.64	.65	.81	.96	33.0	9.7	2.98	.67	.84	1.00
	1300	615	40.5	11.9	2.08	.64	.78	.92	38.0	11.1	2.34	.65	.80	.95	35.8	10.5	2.64	.66	.83	.98	33.4	9.8	2.99	.69	.86	1.00
71°F (22°C)	1050	495	40.5	11.9	2.09	.47	.59	.70	38.5	11.3	2.35	.46	.59	.72	36.4	10.7	2.64	.47	.61	.74	34.0	10.0	2.99	.48	.63	.77
	1230	580	42.0	12.3	2.09	.47	.61	.74	40.0	11.7	2.35	.48	.62	.75	37.6	11.0	2.65	.49	.64	.78	35.0	10.3	3.00	.49	.65	.81
	1300	615	42.5	12.5	2.09	.47	.62	.75	40.5	11.9	2.36	.49	.63	.77	38.0	11.1	2.66	.49	.65	.80	35.6	10.4	2.99	.50	.67	.83

HPXA19-038 - CH33-50/60C-2F with G61MPV-36C-090 - FIRST STAGE HEATING CAPACITY

Indoor Coil Air Volume 70°F db (21°C db)		Air Temperature Entering Outdoor Coil											
		65°F (18°C)			60°F (16°C)			55°F (13°C)			50°F (10°C)		
		Total Heating Capacity		Comp. Motor kW Input	Total Heating Capacity		Comp. Motor kW Input	Total Heating Capacity		Comp. Motor kW Input	Total Heating Capacity		Comp. Motor kW Input
kBtuh	kW	kBtuh	kW		kBtuh	kW		kBtuh	kW				
655	310	27.6	8.1	1.92	25.8	7.6	1.92	24.1	7.1	1.92	22.4	6.6	1.92
855	405	28.7	8.4	1.70	26.9	7.9	1.70	25.2	7.4	1.70	23.5	6.9	1.70
895	420	28.8	8.4	1.67	27.1	7.9	1.67	25.4	7.4	1.67	23.7	6.9	1.67

HPXA19-038 - CH33-50/60C-2F with G61MPV-36C-090 - SECOND STAGE HEATING CAPACITY

Indoor Coil Air Volume 70°F db (21°C db)		Air Temperature Entering Outdoor Coil														
		65°F (18°C)			45°F (7°C)			25°F (-4°C)			5°F (-15°C)			-15°F (-26°C)		
		Total Heating Capacity		Comp. Motor kW Input	Total Heating Capacity		Comp. Motor kW Input	Total Heating Capacity		Comp. Motor kW Input	Total Heating Capacity		Comp. Motor kW Input	Total Heating Capacity		Comp. Motor kW Input
kBtuh	kW	kBtuh	kW		kBtuh	kW		kBtuh	kW		kBtuh	kW				
1080	510	38.2	11.2	2.46	30.4	8.9	2.35	22.2	6.5	2.27	16.3	4.8	1.98	8.1	2.4	1.46
1230	580	38.5	11.3	2.37	30.7	9.0	2.27	22.5	6.6	2.18	16.6	4.9	1.90	8.4	2.5	1.38
1300	615	38.7	11.3	2.34	30.9	9.1	2.24	22.7	6.7	2.15	16.8	4.9	1.87	8.6	2.5	1.35

HPXA19-038 - CH33-50/60C-2F with G61MPV-36C-090 - HEATING PERFORMANCE at 1230 cfm (580 L/s) Indoor Coil Air Volume

*Outdoor Temperature		Compressor Motor kW Input		Total Output	
°F	°C	kW Input		kBtuh	kW
65	18	2.37		38.5	11.3
60	16	2.34		36.7	10.8
55	13	2.31		34.9	10.2
50	10	2.28		33.1	9.7
47	8	2.26		32.0	9.4
45	7	2.27		30.7	9.0
40	4	2.29		27.4	8.0
35	2	2.31		24.1	7.1
30	-1	2.25		23.3	6.8
25	-4	2.18		22.5	6.6
20	-7	2.11		21.7	6.4
17	-8	2.07		21.2	6.2
15	-9	2.06		20.4	6.0
10	-12	2.03		18.6	5.5
5	-15	1.90		16.6	4.9
0	-18	1.77		14.5	4.2
-5	-21	1.64		12.5	3.7
-10	-23	1.51		10.4	3.0
-15	-26	1.38		8.4	2.5
-20	-29	1.25		6.3	1.8

RATINGS

3 TON (-038)

NOTE - For Temperatures and Capacities not shown in tables, see bulletin - Cooling Unit Rating Table Correction Factor Data in Miscellaneous Engineering Data section.

HPXA19-038 - CH33-60D-2F with G61MPV-60D-135 - FIRST STAGE COOLING CAPACITY

Entering Wet Bulb Temperature	Total Air Volume		Outdoor Air Temperature Entering Outdoor Coil																							
			75°F (24°C)						85°F (29°C)						95°F (35°C)						105°F (41°C)					
			Total Cooling Capacity		Comp Motor kW Input	Sensible To Total Ratio (S/T) Dry Bulb			Total Cooling Capacity		Comp Motor kW Input	Sensible To Total Ratio (S/T) Dry Bulb			Total Cooling Capacity		Comp Motor kW Input	Sensible To Total Ratio (S/T) Dry Bulb			Total Cooling Capacity		Comp Motor kW Input	Sensible To Total Ratio (S/T) Dry Bulb		
			kBtuh	kW		75°F 24°C	80°F 27°C	85°F 29°C	kBtuh	kW		75°F 24°C	80°F 27°C	85°F 29°C	kBtuh	kW		75°F 24°C	80°F 27°C	85°F 29°C	kBtuh	kW		75°F 24°C	80°F 27°C	85°F 29°C
63°F (17°C)	890	420	28.4	8.3	1.16	.80	.95	1.00	25.4	7.4	1.59	.85	1.00	1.00	24.0	7.0	1.86	.88	1.00	1.00	22.4	6.6	2.18	.92	1.00	1.00
	1095	515	29.8	8.7	1.17	.84	1.00	1.00	27.0	7.9	1.59	.90	1.00	1.00	25.4	7.4	1.86	.94	1.00	1.00	23.6	6.9	2.18	.98	1.00	1.00
67°F (19°C)	890	420	30.4	8.9	1.17	.63	.77	.90	27.2	8.0	1.59	.66	.81	.96	25.4	7.4	1.86	.67	.85	1.00	23.4	6.9	2.17	.70	.88	1.00
	1095	515	31.6	9.3	1.18	.65	.81	.97	28.2	8.3	1.60	.68	.87	1.00	26.2	7.7	1.86	.71	.90	1.00	24.2	7.1	2.17	.73	.95	1.00
71°F (22°C)	890	420	32.4	9.5	1.18	.48	.61	.74	29.2	8.6	1.59	.49	.64	.78	27.2	8.0	1.86	.50	.66	.81	25.2	7.4	2.17	.51	.68	.85
	1095	515	33.6	9.8	1.19	.48	.64	.78	30.2	8.9	1.60	.50	.67	.84	28.2	8.3	1.86	.50	.69	.87	26.2	7.7	2.17	.52	.72	.91

HPXA19-038 - CH33-60D-2F with G61MPV-60D-135 - SECOND STAGE COOLING CAPACITY

Entering Wet Bulb Temperature	Total Air Volume		Outdoor Air Temperature Entering Outdoor Coil																							
			85°F (29°C)						95°F (35°C)						105°F (41°C)						115°F (46°C)					
			Total Cooling Capacity		Comp Motor kW Input	Sensible To Total Ratio (S/T) Dry Bulb			Total Cooling Capacity		Comp Motor kW Input	Sensible To Total Ratio (S/T) Dry Bulb			Total Cooling Capacity		Comp Motor kW Input	Sensible To Total Ratio (S/T) Dry Bulb			Total Cooling Capacity		Comp Motor kW Input	Sensible To Total Ratio (S/T) Dry Bulb		
			kBtuh	kW		75°F 24°C	80°F 27°C	85°F 29°C	kBtuh	kW		75°F 24°C	80°F 27°C	85°F 29°C	kBtuh	kW		75°F 24°C	80°F 27°C	85°F 29°C	kBtuh	kW		75°F 24°C	80°F 27°C	85°F 29°C
63°F (17°C)	1290	610	38.0	11.1	2.09	.80	.95	1.00	35.8	10.5	2.35	.83	.98	1.00	33.6	9.8	2.65	.85	1.00	1.00	31.6	9.3	2.99	.89	1.00	1.00
	1590	750	39.5	11.6	2.09	.84	1.00	1.00	37.4	11.0	2.36	.87	1.00	1.00	35.6	10.4	2.65	.91	1.00	1.00	33.4	9.8	3.01	.95	1.00	1.00
67°F (19°C)	1290	610	40.0	11.7	2.09	.63	.77	.91	38.0	11.1	2.36	.65	.80	.94	35.8	10.5	2.66	.66	.82	.98	33.2	9.7	3.00	.68	.86	1.00
	1590	750	41.5	12.2	2.10	.66	.82	.97	39.5	11.6	2.36	.67	.84	1.00	37.0	10.8	2.66	.69	.88	1.00	34.4	10.1	3.00	.72	.92	1.00
71°F (22°C)	1290	610	42.0	12.3	2.10	.48	.60	.75	40.0	11.7	2.36	.49	.63	.77	38.0	11.1	2.67	.50	.65	.80	35.4	10.4	3.01	.50	.67	.83
	1590	750	43.5	12.7	2.11	.48	.64	.79	41.5	12.2	2.37	.50	.65	.82	39.0	11.4	2.67	.50	.68	.85	36.4	10.7	3.02	.51	.70	.89

HPXA19-038 - CH33-60D-2F with G61MPV-60D-135 - FIRST STAGE HEATING CAPACITY

Indoor Coil Air Volume 70°F db (21°C db)	Air Temperature Entering Outdoor Coil												
	65°F (18°C)			60°F (16°C)			55°F (13°C)			50°F (10°C)			
	cfm	L/s	Total Heating Capacity kBtuh	kW	Comp. Motor kW Input	Total Heating Capacity kBtuh	kW	Comp. Motor kW Input	Total Heating Capacity kBtuh	kW	Comp. Motor kW Input	Total Heating Capacity kBtuh	kW
890	420	28.8	8.4	1.69	27.1	7.9	1.69	25.4	7.4	1.69	23.7	6.9	1.68
1095	515	29.5	8.6	1.58	27.8	8.1	1.57	26.1	7.6	1.57	24.4	7.2	1.57

HPXA19-038 - CH33-60D-2F with G61MPV-60D-135 - SECOND STAGE HEATING CAPACITY

Indoor Coil Air Volume 70°F db (21°C db)	Air Temperature Entering Outdoor Coil														
	65°F (18°C)			45°F (7°C)			25°F (-4°C)			5°F (-15°C)			-15°F (-26°C)		
	cfm	L/s	Total Heating Capacity kBtuh	kW	Comp. Motor kW Input	Total Heating Capacity kBtuh	kW	Comp. Motor kW Input	Total Heating Capacity kBtuh	kW	Comp. Motor kW Input	Total Heating Capacity kBtuh	kW	Comp. Motor kW Input	
1290	610	38.8	11.4	2.34	30.9	9.1	2.25	22.5	6.6	2.18	16.6	4.9	1.91		
1590	750	39.4	11.5	2.23	31.5	9.2	2.15	23.1	6.8	2.07	17.2	5.0	1.80		

HPXA19-038 - CH33-60D-2F with G61MPV-60D-135 - HEATING PERFORMANCE at 1290 cfm (610 L/s) Indoor Coil Air Volume

*Outdoor Temperature		Compressor Motor kW Input		Total Output	
°F	°C	kW Input		kBtuh	kW
65	18	2.34		38.8	11.4
60	16	2.31		37.0	10.8
55	13	2.28		35.1	10.3
50	10	2.26		33.3	9.8
47	8	2.24		32.2	9.4
45	7	2.25		30.9	9.1
40	4	2.28		27.5	8.1
35	2	2.30		24.2	7.1
30	-1	2.24		23.4	6.9
25	-4	2.18		22.5	6.6
20	-7	2.11		21.7	6.4
17	-8	2.08		21.2	6.2
15	-9	2.07		20.5	6.0
10	-12	2.04		18.6	5.5
5	-15	1.91		16.6	4.9
0	-18	1.77		14.5	4.2
-5	-21	1.64		12.5	3.7
-10	-23	1.51		10.5	3.1
-15	-26	1.38		8.4	2.5
-20	-29	1.25		6.4	1.9

NOTE - For Temperatures and Capacities not shown in tables, see bulletin - Cooling Unit Rating Table Correction Factor Data in Miscellaneous Engineering Data section.

HPXA19-038 - CH33-62D-2F with G61MPV-60D-135 - FIRST STAGE COOLING CAPACITY

Entering Wet Bulb Temperature	Total Air Volume		Outdoor Air Temperature Entering Outdoor Coil																							
			75°F (24°C)						85°F (29°C)						95°F (35°C)						105°F (41°C)					
			Total Cooling Capacity		Comp Motor kW Input	Sensible To Total Ratio (S/T) Dry Bulb			Total Cooling Capacity		Comp Motor kW Input	Sensible To Total Ratio (S/T) Dry Bulb			Total Cooling Capacity		Comp Motor kW Input	Sensible To Total Ratio (S/T) Dry Bulb			Total Cooling Capacity		Comp Motor kW Input	Sensible To Total Ratio (S/T) Dry Bulb		
			kBtuh	kW		75°F 24°C	80°F 27°C	85°F 29°C	kBtuh	kW		75°F 24°C	80°F 27°C	85°F 29°C	kBtuh	kW		75°F 24°C	80°F 27°C	85°F 29°C	kBtuh	kW		75°F 24°C	80°F 27°C	85°F 29°C
63°F (17°C)	890	420	28.4	8.3	1.16	.80	.94	1.00	25.4	7.4	1.59	.84	1.00	1.00	24.0	7.0	1.86	.88	1.00	1.00	22.4	6.6	2.18	.92	1.00	1.00
	1093	515	29.8	8.7	1.17	.84	1.00	1.00	27.0	7.9	1.59	.90	1.00	1.00	25.4	7.4	1.86	.93	1.00	1.00	23.8	7.0	2.18	.98	1.00	1.00
67°F (19°C)	890	420	30.4	8.9	1.17	.63	.77	.90	27.2	8.0	1.59	.66	.81	.96	25.4	7.4	1.85	.68	.85	1.00	23.4	6.9	2.18	.70	.89	1.00
	1093	515	31.6	9.3	1.18	.65	.81	.96	28.2	8.3	1.59	.69	.86	1.00	26.4	7.7	1.86	.71	.90	1.00	24.2	7.1	2.17	.74	.95	1.00
71°F (22°C)	890	420	32.2	9.4	1.18	.48	.61	.74	29.0	8.5	1.59	.49	.64	.78	27.0	7.9	1.86	.50	.66	.81	25.0	7.3	2.18	.51	.69	.85
	1093	515	33.6	9.8	1.19	.48	.64	.78	30.0	8.8	1.60	.50	.67	.83	28.0	8.2	1.85	.51	.69	.87	26.0	7.6	2.17	.52	.72	.91

HPXA19-038 - CH33-62D-2F with G61MPV-60D-135 - SECOND STAGE COOLING CAPACITY

Entering Wet Bulb Temperature	Total Air Volume		Outdoor Air Temperature Entering Outdoor Coil																							
			85°F (29°C)						95°F (35°C)						105°F (41°C)						115°F (46°C)					
			Total Cooling Capacity		Comp Motor kW Input	Sensible To Total Ratio (S/T) Dry Bulb			Total Cooling Capacity		Comp Motor kW Input	Sensible To Total Ratio (S/T) Dry Bulb			Total Cooling Capacity		Comp Motor kW Input	Sensible To Total Ratio (S/T) Dry Bulb			Total Cooling Capacity		Comp Motor kW Input	Sensible To Total Ratio (S/T) Dry Bulb		
			kBtuh	kW		75°F 24°C	80°F 27°C	85°F 29°C	kBtuh	kW		75°F 24°C	80°F 27°C	85°F 29°C	kBtuh	kW		75°F 24°C	80°F 27°C	85°F 29°C	kBtuh	kW		75°F 24°C	80°F 27°C	85°F 29°C
63°F (17°C)	1290	610	38.0	11.1	2.07	.80	.95	1.00	36.0	10.6	2.33	.82	.98	1.00	33.6	9.8	2.63	.85	1.00	1.00	31.6	9.3	2.97	.88	1.00	1.00
	1588	750	39.5	11.6	2.08	.84	1.00	1.00	37.6	11.0	2.34	.87	1.00	1.00	35.6	10.4	2.64	.90	1.00	1.00	33.4	9.8	2.98	.94	1.00	1.00
67°F (19°C)	1290	610	40.5	11.9	2.08	.64	.77	.91	38.0	11.1	2.34	.65	.79	.94	35.8	10.5	2.64	.66	.82	.97	33.4	9.8	2.98	.69	.85	1.00
	1588	750	42.0	12.3	2.09	.66	.82	.97	39.5	11.6	2.35	.67	.84	1.00	37.2	10.9	2.65	.69	.88	1.00	34.4	10.1	2.98	.72	.91	1.00
71°F (22°C)	1290	610	42.5	12.5	2.09	.48	.62	.75	40.5	11.9	2.35	.49	.63	.77	38.0	11.1	2.64	.50	.65	.79	35.4	10.4	2.99	.51	.67	.83
	1588	750	44.0	12.9	2.09	.49	.65	.79	42.0	12.3	2.36	.49	.66	.82	39.5	11.6	2.66	.51	.68	.85	36.6	10.7	2.99	.52	.70	.88

HPXA19-038 - CH33-62D-2F with G61MPV-60D-135 - FIRST STAGE HEATING CAPACITY

Indoor Coil Air Volume 70°F db (21°C db)		Air Temperature Entering Outdoor Coil											
		65°F (18°C)			60°F (16°C)			55°F (13°C)			50°F (10°C)		
		Total Heating Capacity	Comp. Motor kW Input	Total Heating Capacity	Comp. Motor kW Input	Total Heating Capacity	Comp. Motor kW Input	Total Heating Capacity	Comp. Motor kW Input				
kBtuh	kW	kBtuh		kW		kBtuh		kW		kBtuh	kW		
890	420	28.7	8.4	1.71	27.0	7.9	1.70	25.4	7.4	1.68	23.8	7.0	1.67
1095	515	29.4	8.6	1.59	27.8	8.1	1.58	26.1	7.6	1.57	24.5	7.2	1.55

HPXA19-038 - CH33-62D-2F with G61MPV-60D-135 - SECOND STAGE HEATING CAPACITY

Indoor Coil Air Volume 70°F db (21°C db)		Air Temperature Entering Outdoor Coil														
		65°F (18°C)			45°F (7°C)			25°F (-4°C)			5°F (-15°C)			-15°F (-26°C)		
		Total Heating Capacity	Comp. Motor kW Input	Total Heating Capacity	Comp. Motor kW Input	Total Heating Capacity	Comp. Motor kW Input	Total Heating Capacity	Comp. Motor kW Input	Total Heating Capacity	Comp. Motor kW Input					
kBtuh	kW	kBtuh		kW		kBtuh		kW		kBtuh		kW	kBtuh	kW		
1290	610	38.7	11.3	2.35	30.9	9.1	2.24	22.7	6.7	2.14	16.8	4.9	1.86			
1590	750	39.3	11.5	2.24	31.5	9.2	2.13	23.3	6.8	2.04	17.4	5.1	1.75			

HPXA19-038 - CH33-62D-2F with G61MPV-60D-135 - HEATING PERFORMANCE at 1290 cfm (610 L/s) Indoor Coil Air Volume

*Outdoor Temperature		Compressor Motor kW Input	Total Output	
°F	°C		kBtuh	kW
65	18	2.35	38.7	11.3
60	16	2.31	36.9	10.8
55	13	2.28	35.1	10.3
50	10	2.25	33.3	9.8
47	8	2.23	32.2	9.4
45	7	2.24	30.9	9.1
40	4	2.26	27.6	8.1
35	2	2.28	24.3	7.1
30	-1	2.21	23.5	6.9
25	-4	2.14	22.7	6.7
20	-7	2.07	21.9	6.4
17	-8	2.03	21.4	6.3
15	-9	2.02	20.7	6.1
10	-12	1.98	18.9	5.5
5	-15	1.86	16.8	4.9
0	-18	1.73	14.7	4.3
-5	-21	1.60	12.7	3.7
-10	-23	1.47	10.6	3.1
-15	-26	1.35	8.5	2.5
-20	-29	1.22	6.4	1.9

RATINGS

3 TON (-038)

NOTE - For Temperatures and Capacities not shown in tables, see bulletin - Cooling Unit Rating Table Correction Factor Data in Miscellaneous Engineering Data section.

HPXA19-038 - CH33-44/48B-2F with G60UHV-36B-090 - FIRST STAGE COOLING CAPACITY

Entering Wet Bulb Temperature	Total Air Volume cfm L/s		Outdoor Air Temperature Entering Outdoor Coil																							
			75°F (24°C)					85°F (29°C)					95°F (35°C)					105°F (41°C)								
			Total Cooling Capacity		Comp Motor kW Input	Sensible To Total Ratio (S/T) Dry Bulb			Total Cooling Capacity		Comp Motor kW Input	Sensible To Total Ratio (S/T) Dry Bulb			Total Cooling Capacity		Comp Motor kW Input	Sensible To Total Ratio (S/T) Dry Bulb			Total Cooling Capacity		Comp Motor kW Input	Sensible To Total Ratio (S/T) Dry Bulb		
			kBtuh	kW		75°F 24°C	80°F 27°C	85°F 29°C	kBtuh	kW		75°F 24°C	80°F 27°C	85°F 29°C	kBtuh	kW		75°F 24°C	80°F 27°C	85°F 29°C	kBtuh	kW		75°F 24°C	80°F 27°C	85°F 29°C
63°F (17°C)	740	350	26.8	7.9	1.16	.75	.88	1.00	25.4	7.4	1.36	.76	.91	1.00	23.8	7.0	1.59	.78	.94	1.00	22.2	6.5	1.86	.81	.97	1.00
	800	380	27.4	8.0	1.17	.76	.90	1.00	26.0	7.6	1.36	.78	.93	1.00	24.4	7.2	1.59	.80	.96	1.00	22.6	6.6	1.86	.83	.99	1.00
	940	445	28.6	8.4	1.17	.80	.95	1.00	27.0	7.9	1.36	.82	.98	1.00	25.4	7.4	1.59	.85	1.00	1.00	24.0	7.0	1.86	.88	1.00	1.00
67°F (19°C)	740	350	28.8	8.4	1.16	.59	.71	.84	27.4	8.0	1.36	.60	.73	.86	25.8	7.6	1.59	.61	.75	.89	24.0	7.0	1.86	.68	.78	.93
	800	380	29.4	8.6	1.17	.60	.73	.86	28.0	8.2	1.36	.61	.75	.89	26.2	7.7	1.59	.62	.77	.92	24.4	7.2	1.85	.64	.80	.95
	940	445	30.6	9.0	1.17	.62	.77	.91	29.0	8.5	1.36	.63	.79	.94	27.2	8.0	1.59	.65	.81	.97	25.4	7.4	1.86	.67	.85	1.00
71°F (22°C)	740	350	30.6	9.0	1.17	.45	.57	.69	29.2	8.6	1.37	.45	.58	.70	27.6	8.1	1.59	.46	.59	.72	25.8	7.6	1.86	.46	.61	.75
	800	380	31.2	9.1	1.18	.46	.58	.70	29.8	8.7	1.37	.46	.59	.72	28.2	8.3	1.59	.46	.60	.74	26.4	7.7	1.85	.47	.62	.77
	940	445	32.4	9.5	1.18	.47	.60	.74	31.0	9.1	1.37	.47	.62	.76	29.2	8.6	1.60	.48	.63	.78	27.2	8.0	1.86	.48	.65	.81

HPXA19-038 - CH33-44/48B-2F with G60UHV-36B-090 - SECOND STAGE COOLING CAPACITY

Entering Wet Bulb Temperature	Total Air Volume cfm L/s		Outdoor Air Temperature Entering Outdoor Coil																							
			85°F (29°C)					95°F (35°C)					105°F (41°C)					115°F (46°C)								
			Total Cooling Capacity		Comp Motor kW Input	Sensible To Total Ratio (S/T) Dry Bulb			Total Cooling Capacity		Comp Motor kW Input	Sensible To Total Ratio (S/T) Dry Bulb			Total Cooling Capacity		Comp Motor kW Input	Sensible To Total Ratio (S/T) Dry Bulb			Total Cooling Capacity		Comp Motor kW Input	Sensible To Total Ratio (S/T) Dry Bulb		
			kBtuh	kW		75°F 24°C	80°F 27°C	85°F 29°C	kBtuh	kW		75°F 24°C	80°F 27°C	85°F 29°C	kBtuh	kW		75°F 24°C	80°F 27°C	85°F 29°C	kBtuh	kW		75°F 24°C	80°F 27°C	85°F 29°C
63°F (17°C)	1010	475	35.0	10.3	2.08	.74	.87	.99	33.2	9.7	2.34	.76	.90	1.00	31.2	9.1	2.65	.78	.93	1.00	29.0	8.5	2.99	.81	.96	1.00
	1175	555	36.4	10.7	2.08	.77	.91	1.00	34.4	10.1	2.35	.79	.94	1.00	32.2	9.4	2.65	.82	.98	1.00	30.0	8.8	2.99	.85	1.00	1.00
	1400	660	37.8	11.1	2.09	.82	.97	1.00	35.8	10.5	2.36	.84	1.00	1.00	33.8	9.9	2.65	.87	1.00	1.00	31.8	9.3	3.00	.90	1.00	1.00
67°F (19°C)	1010	475	37.4	11.0	2.08	.59	.72	.84	35.4	10.4	2.35	.60	.73	.86	33.4	9.8	2.66	.61	.75	.89	31.0	9.1	2.99	.63	.78	.92
	1175	555	38.5	11.3	2.09	.61	.74	.88	36.6	10.7	2.36	.62	.77	.91	34.6	10.1	2.65	.63	.79	.94	32.2	9.4	3.00	.65	.82	.98
	1400	660	40.0	11.7	2.09	.64	.79	.93	38.0	11.1	2.36	.65	.81	.96	35.6	10.4	2.66	.67	.83	1.00	33.2	9.7	3.00	.69	.87	1.00
71°F (22°C)	1010	475	39.5	11.6	2.09	.46	.58	.69	37.6	11.0	2.35	.46	.58	.70	35.4	10.4	2.66	.46	.59	.72	33.2	9.7	3.00	.47	.61	.75
	1175	555	41.0	12.0	2.09	.46	.60	.72	39.0	11.4	2.36	.47	.60	.74	36.6	10.7	2.66	.48	.62	.76	34.2	10.0	3.01	.48	.64	.79
	1400	660	42.5	12.5	2.10	.48	.62	.76	40.0	11.7	2.37	.49	.64	.79	37.8	11.1	2.67	.50	.66	.81	35.2	10.3	3.00	.50	.67	.84

HPXA19-038 - CH33-44/48B-2F with G60UHV-36B-090 - FIRST STAGE HEATING CAPACITY

Indoor Coil Air Volume 70°F db (21°C db)		Air Temperature Entering Outdoor Coil											
		65°F (18°C)			60°F (16°C)			55°F (13°C)			50°F (10°C)		
		Total Heating Capacity		Comp. Motor kW Input	Total Heating Capacity		Comp. Motor kW Input	Total Heating Capacity		Comp. Motor kW Input	Total Heating Capacity		Comp. Motor kW Input
kBtuh	kW	kBtuh	kW		kBtuh	kW		kBtuh	kW				
740	350	27.9	8.2	1.81	26.3	7.7	1.80	24.6	7.2	1.80	23.0	6.7	1.79
800	380	28.2	8.3	1.76	26.6	7.8	1.75	25.0	7.3	1.74	23.3	6.8	1.74
940	445	29.0	8.5	1.65	27.4	8.0	1.65	25.7	7.5	1.64	24.1	7.1	1.63

HPXA19-038 - CH33-44/48B-2F with G60UHV-36B-090 - SECOND STAGE HEATING CAPACITY

Indoor Coil Air Volume 70°F db (21°C db)		Air Temperature Entering Outdoor Coil														
		65°F (18°C)		45°F (7°C)		25°F (-4°C)		5°F (-15°C)		-15°F (-26°C)						
		Total Heating Capacity		Comp. Motor kW Input	Total Heating Capacity		Comp. Motor kW Input	Total Heating Capacity		Comp. Motor kW Input	Total Heating Capacity		Comp. Motor kW Input			
kBtuh	kW	kBtuh	kW		kBtuh	kW		kBtuh	kW		kBtuh	kW				
1010	475	37.2	10.9	2.60	29.4	8.6	2.48	21.2	6.2	2.36	15.7	4.6	2.13	7.7	2.3	1.58
1175	555	37.8	11.1	2.48	30.0	8.8	2.36	21.8	6.4	2.24	16.3	4.8	2.01	8.3	2.4	1.45
1400	660	38.6	11.3	2.40	30.8	9.0	2.28	22.6	6.6	2.16	17.1	5.0	1.93	9.1	2.7	1.38

HPXA19-038 - CH33-44/48B-2F with G60UHV-36B-090 - HEATING PERFORMANCE at 1175 cfm (555 L/s) Indoor Coil Air Volume

*Outdoor Temperature		Compressor Motor kW Input		Total Output	
°F	°C	kW Input		kBtuh	kW
65	18	2.48		37.8	11.1
60	16	2.45		36.0	10.6
55	13	2.42		34.2	10.0
50	10	2.39		32.5	9.5
47	8	2.37		31.4	9.2
45	7	2.36		30.0	8.8
40	4	2.33		26.6	7.8
35	2	2.30		23.1	6.8
30	-1	2.27		22.5	6.6
25	-4	2.24		21.8	6.4
20	-7	2.21		21.2	6.2
17	-8	2.19		20.8	6.1
15	-9	2.18		20.1	5.9
10	-12	2.15		18.3	5.4
5	-15	2.01		16.3	4.8
0	-18	1.87		14.3	4.2
-5	-21	1.73		12.3	3.6
-10	-23	1.59		10.3	3.0
-15	-26	1.45		8.3	2.4
-20	-29	1.31		6.2	1.8

NOTE - For Temperatures and Capacities not shown in tables, see bulletin - Cooling Unit Rating Table Correction Factor Data in Miscellaneous Engineering Data section.

HPXA19-038 - CH33-48C-2F with G60UHV-60C - FIRST STAGE COOLING CAPACITY

Entering Wet Bulb Temperature	Total Air Volume		Outdoor Air Temperature Entering Outdoor Coil																							
			75°F (24°C)						85°F (29°C)						95°F (35°C)						105°F (41°C)					
			Total Cooling Capacity		Comp Motor kW Input	Sensible To Total Ratio (S/T) Dry Bulb			Total Cooling Capacity		Comp Motor kW Input	Sensible To Total Ratio (S/T) Dry Bulb			Total Cooling Capacity		Comp Motor kW Input	Sensible To Total Ratio (S/T) Dry Bulb			Total Cooling Capacity		Comp Motor kW Input	Sensible To Total Ratio (S/T) Dry Bulb		
			kBtuh	kW		75°F 24°C	80°F 27°C	85°F 29°C	kBtuh	kW		75°F 24°C	80°F 27°C	85°F 29°C	kBtuh	kW		75°F 24°C	80°F 27°C	85°F 29°C	kBtuh	kW		75°F 24°C	80°F 27°C	85°F 29°C
63°F (17°C)	900	425	28.4	8.3	1.16	.80	.95	1.00	27.0	7.9	1.36	.82	.98	1.00	25.2	7.4	1.59	.85	1.00	1.00	23.8	7.0	1.86	.88	1.00	1.00
	1000	470	29.0	8.5	1.17	.81	.97	1.00	27.4	8.0	1.36	.84	1.00	1.00	26.0	7.6	1.59	.86	1.00	1.00	24.4	7.2	1.86	.90	1.00	1.00
67°F (19°C)	900	425	30.4	8.9	1.17	.63	.77	.91	29.0	8.5	1.36	.64	.79	.94	27.2	8.0	1.59	.66	.82	.97	25.2	7.4	1.85	.67	.85	1.00
	1000	470	31.0	9.1	1.17	.64	.79	.93	29.4	8.6	1.37	.65	.81	.96	27.6	8.1	1.59	.66	.83	.99	25.6	7.5	1.85	.68	.87	1.00
71°F (22°C)	900	425	32.4	9.5	1.18	.48	.62	.74	30.8	9.0	1.38	.48	.63	.76	29.2	8.6	1.59	.49	.64	.78	27.2	8.0	1.86	.50	.66	.81
	1000	470	33.0	9.7	1.19	.48	.62	.76	31.4	9.2	1.37	.48	.63	.78	29.6	8.7	1.60	.48	.65	.80	27.6	8.1	1.86	.49	.67	.83

HPXA19-038 - CH33-48C-2F with G60UHV-60C - SECOND STAGE COOLING CAPACITY

Entering Wet Bulb Temperature	Total Air Volume		Outdoor Air Temperature Entering Outdoor Coil																							
			85°F (29°C)						95°F (35°C)						105°F (41°C)						115°F (46°C)					
			Total Cooling Capacity		Comp Motor kW Input	Sensible To Total Ratio (S/T) Dry Bulb			Total Cooling Capacity		Comp Motor kW Input	Sensible To Total Ratio (S/T) Dry Bulb			Total Cooling Capacity		Comp Motor kW Input	Sensible To Total Ratio (S/T) Dry Bulb			Total Cooling Capacity		Comp Motor kW Input	Sensible To Total Ratio (S/T) Dry Bulb		
			kBtuh	kW		75°F 24°C	80°F 27°C	85°F 29°C	kBtuh	kW		75°F 24°C	80°F 27°C	85°F 29°C	kBtuh	kW		75°F 24°C	80°F 27°C	85°F 29°C	kBtuh	kW		75°F 24°C	80°F 27°C	85°F 29°C
63°F (17°C)	1335	630	37.8	11.1	2.07	.81	.96	1.00	35.8	10.5	2.34	.83	.98	1.00	33.8	9.9	2.64	.86	1.00	1.00	31.6	9.3	2.98	.89	1.00	1.00
	1480	700	38.5	11.3	2.07	.82	.98	1.00	36.4	10.7	2.34	.85	1.00	1.00	34.6	10.1	2.64	.88	1.00	1.00	32.4	9.5	2.99	.92	1.00	1.00
67°F (19°C)	1335	630	40.0	11.7	2.08	.64	.78	.92	38.0	11.1	2.34	.65	.80	.95	35.6	10.4	2.64	.67	.83	.98	33.2	9.7	2.98	.68	.86	1.00
	1480	700	41.0	12.0	2.08	.64	.80	.94	38.5	11.3	2.35	.66	.82	.98	36.2	10.6	2.64	.67	.85	1.00	33.8	9.9	2.98	.70	.89	1.00
71°F (22°C)	1335	630	42.0	12.3	2.09	.48	.62	.75	40.0	11.7	2.35	.49	.64	.78	37.8	11.1	2.65	.50	.65	.80	35.4	10.4	2.99	.51	.67	.84
	1480	700	43.0	12.6	2.09	.48	.63	.77	40.5	11.9	2.35	.49	.63	.80	38.5	11.3	2.64	.50	.66	.82	35.8	10.5	3.00	.51	.69	.86

HPXA19-038 - CH33-48C-2F with G60UHV-60C - FIRST STAGE HEATING CAPACITY

Indoor Coil Air Volume 70°F db (21°C db)		Air Temperature Entering Outdoor Coil											
		65°F (18°C)			60°F (16°C)			55°F (13°C)			50°F (10°C)		
		Total Heating Capacity		Comp. Motor kW Input	Total Heating Capacity		Comp. Motor kW Input	Total Heating Capacity		Comp. Motor kW Input	Total Heating Capacity		Comp. Motor kW Input
kBtuh	kW	kBtuh	kW		kBtuh	kW		kBtuh	kW				
900	425	28.7	8.4	1.71	27.0	7.9	1.70	25.3	7.4	1.70	23.6	6.9	1.69
1000	470	29.1	8.5	1.64	27.4	8.0	1.64	25.7	7.5	1.63	24.0	7.0	1.63

HPXA19-038 - CH33-48C-2F with G60UHV-60C - SECOND STAGE HEATING CAPACITY

Indoor Coil Air Volume 70°F db (21°C db)		Air Temperature Entering Outdoor Coil														
		65°F (18°C)			45°F (7°C)			25°F (-4°C)			5°F (-15°C)			-15°F (-26°C)		
		Total Heating Capacity		Comp. Motor kW Input	Total Heating Capacity		Comp. Motor kW Input	Total Heating Capacity		Comp. Motor kW Input	Total Heating Capacity		Comp. Motor kW Input	Total Heating Capacity		Comp. Motor kW Input
kBtuh	kW	kBtuh	kW		kBtuh	kW		kBtuh	kW		kBtuh	kW				
1335	630	38.5	11.3	2.38	30.6	9.0	2.26	22.2	6.5	2.14	16.6	4.9	1.92	8.4	2.5	1.39
1480	700	39.3	11.5	2.39	31.4	9.2	2.27	23.0	6.7	2.15	17.4	5.1	1.93	9.2	2.7	1.40

HPXA19-038 - CH33-48C-2F with G60UHV-60C - HEATING PERFORMANCE AT 1335 cfm (630 L/s) Indoor Coil Air Volume

*Outdoor Temperature		Compressor Motor kW Input	Total Output	
°F	°C		kBtuh	kW
65	18	2.39	38.7	11.3
60	16	2.36	36.9	10.8
55	13	2.32	35.1	10.3
50	10	2.29	33.3	9.8
47	8	2.27	32.2	9.4
45	7	2.25	30.8	9.0
40	4	2.22	27.2	8.0
35	2	2.19	23.7	6.9
30	-1	2.15	23.1	6.8
25	-4	2.12	22.4	6.6
20	-7	2.08	21.8	6.4
17	-8	2.06	21.4	6.3
15	-9	2.05	20.7	6.1
10	-12	2.01	18.9	5.5
5	-15	1.89	16.8	4.9
0	-18	1.76	14.7	4.3
-5	-21	1.63	12.7	3.7
-10	-23	1.50	10.6	3.1
-15	-26	1.37	8.5	2.5
-20	-29	1.24	6.4	1.9

RATINGS

3 TON (-038)

NOTE - For Temperatures and Capacities not shown in tables, see bulletin - Cooling Unit Rating Table Correction Factor Data in Miscellaneous Engineering Data section.

HPXA19-038 - CH33-60D-2F with G60UHV-60D-135 - FIRST STAGE COOLING CAPACITY

Entering Wet Bulb Temperature	Total Air Volume		Outdoor Air Temperature Entering Outdoor Coil																							
			75°F (24°C)						85°F (29°C)						95°F (35°C)						105°F (41°C)					
			Total Cooling Capacity		Comp Motor kW Input	Sensible To Total Ratio (S/T) Dry Bulb			Total Cooling Capacity		Comp Motor kW Input	Sensible To Total Ratio (S/T) Dry Bulb			Total Cooling Capacity		Comp Motor kW Input	Sensible To Total Ratio (S/T) Dry Bulb			Total Cooling Capacity		Comp Motor kW Input	Sensible To Total Ratio (S/T) Dry Bulb		
			kBtuh	kW		75°F 24°C	80°F 27°C	85°F 29°C	kBtuh	kW		75°F 24°C	80°F 27°C	85°F 29°C	kBtuh	kW		75°F 24°C	80°F 27°C	85°F 29°C	kBtuh	kW		75°F 24°C	80°F 27°C	85°F 29°C
63°F (17°C)	895	420	28.4	8.3	1.16	.80	.95	1.00	27.0	7.9	1.36	.82	.98	1.00	25.4	7.4	1.59	.85	1.00	1.00	24.0	7.0	1.86	.88	1.00	1.00
	995	470	29.0	8.5	1.17	.81	.97	1.00	27.4	8.0	1.36	.84	1.00	1.00	26.0	7.6	1.59	.87	1.00	1.00	24.6	7.2	1.85	.90	1.00	1.00
67°F (19°C)	895	420	30.4	8.9	1.17	.63	.77	.91	28.8	8.4	1.36	.64	.79	.93	27.2	8.0	1.59	.66	.82	.97	25.4	7.4	1.86	.68	.85	1.00
	995	470	31.0	9.1	1.18	.63	.78	.93	29.4	8.6	1.37	.65	.81	.96	27.6	8.1	1.59	.66	.84	.99	25.8	7.6	1.85	.68	.87	1.00
71°F (22°C)	895	420	32.4	9.5	1.18	.48	.61	.74	30.8	9.0	1.37	.48	.62	.76	29.2	8.6	1.59	.49	.64	.79	27.2	8.0	1.86	.50	.66	.82
	995	470	33.0	9.7	1.19	.48	.62	.76	31.4	9.2	1.38	.48	.63	.78	29.6	8.7	1.60	.49	.65	.81	27.8	8.1	1.86	.49	.67	.84

HPXA19-038 - CH33-60D-2F with G60UHV-60D-135 - SECOND STAGE COOLING CAPACITY

Entering Wet Bulb Temperature	Total Air Volume		Outdoor Air Temperature Entering Outdoor Coil																							
			85°F (29°C)						95°F (35°C)						105°F (41°C)						115°F (46°C)					
			Total Cooling Capacity		Comp Motor kW Input	Sensible To Total Ratio (S/T) Dry Bulb			Total Cooling Capacity		Comp Motor kW Input	Sensible To Total Ratio (S/T) Dry Bulb			Total Cooling Capacity		Comp Motor kW Input	Sensible To Total Ratio (S/T) Dry Bulb			Total Cooling Capacity		Comp Motor kW Input	Sensible To Total Ratio (S/T) Dry Bulb		
			kBtuh	kW		75°F 24°C	80°F 27°C	85°F 29°C	kBtuh	kW		75°F 24°C	80°F 27°C	85°F 29°C	kBtuh	kW		75°F 24°C	80°F 27°C	85°F 29°C	kBtuh	kW		75°F 24°C	80°F 27°C	85°F 29°C
63°F (17°C)	1335	630	38.0	11.1	2.08	.81	.96	1.00	36.0	10.6	2.34	.83	.99	1.00	33.8	9.9	2.64	.86	1.00	1.00	31.8	9.3	2.98	.90	1.00	1.00
	1480	700	39.0	11.4	2.08	.83	.98	1.00	36.6	10.7	2.34	.85	1.00	1.00	34.8	10.2	2.64	.88	1.00	1.00	32.6	9.6	2.99	.92	1.00	1.00
67°F (19°C)	1335	630	40.5	11.9	2.08	.64	.78	.92	38.0	11.1	2.35	.65	.80	.95	35.8	10.5	2.65	.67	.83	.99	33.4	9.8	2.99	.69	.87	1.00
	1480	700	41.0	12.0	2.09	.64	.80	.95	39.0	11.4	2.35	.66	.82	.98	36.4	10.7	2.65	.68	.85	1.00	33.8	9.9	2.99	.70	.89	1.00
71°F (22°C)	1335	630	42.5	12.5	2.10	.48	.62	.76	40.5	11.9	2.36	.49	.64	.78	38.0	11.1	2.66	.50	.65	.81	35.6	10.4	2.99	.51	.67	.84
	1480	700	43.0	12.6	2.10	.47	.62	.77	41.0	12.0	2.36	.49	.64	.80	38.5	11.3	2.65	.50	.66	.83	36.0	10.6	2.99	.51	.69	.86

HPXA19-038 - CH33-60D-2F with G60UHV-60D-135 - FIRST STAGE HEATING CAPACITY

Indoor Coil Air Volume 70°F db (21°C db)	Air Temperature Entering Outdoor Coil												
	65°F (18°C)			60°F (16°C)			55°F (13°C)			50°F (10°C)			
	cfm	L/s	Total Heating Capacity kBtuh	kW	Comp. Motor kW Input	Total Heating Capacity kBtuh	kW	Comp. Motor kW Input	Total Heating Capacity kBtuh	kW	Comp. Motor kW Input	Total Heating Capacity kBtuh	kW
895	420	28.7	8.4	1.69	27.0	7.9	1.69	25.3	7.4	1.69	23.6	6.9	1.68
995	470	29.2	8.6	1.62	27.5	8.1	1.62	25.8	7.6	1.62	24.1	7.1	1.61

HPXA19-038 - CH33-60D-2F with G60UHV-60D-135 - SECOND STAGE HEATING CAPACITY

Indoor Coil Air Volume 70°F db (21°C db)	Air Temperature Entering Outdoor Coil														
	65°F (18°C)			45°F (7°C)			25°F (-4°C)			5°F (-15°C)			-15°F (-26°C)		
	cfm	L/s	Total Heating Capacity kBtuh	kW	Comp. Motor kW Input	Total Heating Capacity kBtuh	kW	Comp. Motor kW Input	Total Heating Capacity kBtuh	kW	Comp. Motor kW Input	Total Heating Capacity kBtuh	kW	Comp. Motor kW Input	
1335	630	38.5	11.3	2.38	30.6	9.0	2.26	22.2	6.5	2.14	16.6	4.9	1.92		
1480	700	39.3	11.5	2.39	31.4	9.2	2.27	23.0	6.7	2.15	17.4	5.1	1.93		

HPXA19-038 - CH33-60D-2F with G60UHV-60D-135 - HEATING PERFORMANCE at 1335 cfm (630 L/s) Indoor Coil Air Volume

*Outdoor Temperature		Compressor Motor kW Input	Total Output	
°F	°C		kBtuh	kW
65	18	2.35	38.7	11.3
60	16	2.32	36.9	10.8
55	13	2.29	35.1	10.3
50	10	2.26	33.3	9.8
47	8	2.24	32.2	9.4
45	7	2.23	30.8	9.0
40	4	2.20	27.2	8.0
35	2	2.17	23.7	6.9
30	-1	2.14	23.1	6.8
25	-4	2.11	22.4	6.6
20	-7	2.08	21.8	6.4
17	-8	2.06	21.4	6.3
15	-9	2.05	20.7	6.1
10	-12	2.02	18.9	5.5
5	-15	1.89	16.8	4.9
0	-18	1.76	14.7	4.3
-5	-21	1.63	12.7	3.7
-10	-23	1.50	10.6	3.1
-15	-26	1.37	8.5	2.5
-20	-29	1.24	6.4	1.9

NOTE - For Temperatures and Capacities not shown in tables, see bulletin - Cooling Unit Rating Table Correction Factor Data in Miscellaneous Engineering Data section.

HPXA19-038 - CH33-50/60C-2F with G60UHV-60C - FIRST STAGE COOLING CAPACITY

Entering Wet Bulb Temperature	Total Air Volume		Outdoor Air Temperature Entering Outdoor Coil																							
			75°F (24°C)						85°F (29°C)						95°F (35°C)						105°F (41°C)					
			Total Cooling Capacity		Comp Motor kW Input	Sensible To Total Ratio (S/T) Dry Bulb			Total Cooling Capacity		Comp Motor kW Input	Sensible To Total Ratio (S/T) Dry Bulb			Total Cooling Capacity		Comp Motor kW Input	Sensible To Total Ratio (S/T) Dry Bulb			Total Cooling Capacity		Comp Motor kW Input	Sensible To Total Ratio (S/T) Dry Bulb		
			kBtuh	kW		75°F 24°C	80°F 27°C	85°F 29°C	kBtuh	kW		75°F 24°C	80°F 27°C	85°F 29°C	kBtuh	kW		75°F 24°C	80°F 27°C	85°F 29°C	kBtuh	kW		75°F 24°C	80°F 27°C	85°F 29°C
63°F (17°C)	900	425	28.8	8.4	1.17	.80	.95	1.00	27.2	8.0	1.36	.82	.98	1.00	25.6	7.5	1.59	.85	1.00	1.00	24.2	7.1	1.86	.88	1.00	1.00
	1000	470	29.2	8.6	1.17	.82	.98	1.00	27.8	8.1	1.36	.84	1.00	1.00	26.2	7.7	1.59	.87	1.00	1.00	24.8	7.3	1.86	.90	1.00	1.00
67°F (19°C)	900	425	30.8	9.0	1.17	.63	.77	.91	29.2	8.6	1.37	.64	.79	.94	27.4	8.0	1.59	.66	.82	.97	25.4	7.4	1.85	.68	.85	1.00
	1000	470	31.4	9.2	1.18	.64	.79	.94	29.6	8.7	1.37	.65	.81	.97	27.8	8.1	1.59	.66	.84	1.00	25.8	7.6	1.86	.68	.87	1.00
71°F (22°C)	900	425	32.6	9.6	1.18	.48	.61	.75	31.2	9.1	1.37	.48	.63	.76	29.4	8.6	1.60	.49	.64	.79	27.4	8.0	1.85	.50	.66	.82
	1000	470	33.4	9.8	1.19	.48	.62	.76	31.8	9.3	1.37	.48	.63	.78	29.8	8.7	1.60	.48	.65	.81	27.8	8.1	1.86	.49	.67	.84

HPXA19-038 - CH33-50/60C-2F with G60UHV-60C - SECOND STAGE COOLING CAPACITY

Entering Wet Bulb Temperature	Total Air Volume		Outdoor Air Temperature Entering Outdoor Coil																							
			85°F (29°C)						95°F (35°C)						105°F (41°C)						115°F (46°C)					
			Total Cooling Capacity		Comp Motor kW Input	Sensible To Total Ratio (S/T) Dry Bulb			Total Cooling Capacity		Comp Motor kW Input	Sensible To Total Ratio (S/T) Dry Bulb			Total Cooling Capacity		Comp Motor kW Input	Sensible To Total Ratio (S/T) Dry Bulb			Total Cooling Capacity		Comp Motor kW Input	Sensible To Total Ratio (S/T) Dry Bulb		
			kBtuh	kW		75°F 24°C	80°F 27°C	85°F 29°C	kBtuh	kW		75°F 24°C	80°F 27°C	85°F 29°C	kBtuh	kW		75°F 24°C	80°F 27°C	85°F 29°C	kBtuh	kW		75°F 24°C	80°F 27°C	85°F 29°C
63°F (17°C)	1335	630	38.5	11.3	2.09	.81	.96	1.00	36.2	10.6	2.35	.84	.99	1.00	34.2	10.0	2.64	.87	1.00	1.00	32.2	9.4	3.00	.93	1.00	1.00
	1480	700	39.0	11.4	2.09	.83	.99	1.00	37.0	10.8	2.36	.86	1.00	1.00	35.0	10.3	2.66	.89	1.00	1.00	33.0	9.7	3.01	.90	1.00	1.00
67°F (19°C)	1335	630	40.5	11.9	2.09	.64	.79	.93	38.5	11.3	2.36	.66	.81	.96	36.2	10.6	2.66	.67	.84	.99	33.6	9.8	2.99	.69	.87	1.00
	1480	700	41.5	12.2	2.10	.65	.81	.96	39.0	11.4	2.36	.66	.83	.99	36.8	10.8	2.66	.68	.86	1.00	34.0	10.0	3.01	.71	.90	1.00
71°F (22°C)	1335	630	43.0	12.6	2.10	.49	.63	.76	40.5	11.9	2.37	.49	.64	.78	38.5	11.3	2.67	.50	.66	.81	35.8	10.5	3.01	.51	.68	.84
	1480	700	43.5	12.7	2.11	.49	.62	.78	41.0	12.0	2.37	.49	.64	.80	39.0	11.4	2.67	.50	.67	.83	36.2	10.6	3.01	.51	.69	.87

HPXA19-038 - CH33-50/60C-2F with G60UHV-60C - FIRST STAGE HEATING CAPACITY

Indoor Coil Air Volume 70°F db (21°C db)		Air Temperature Entering Outdoor Coil											
		65°F (18°C)			60°F (16°C)			55°F (13°C)			50°F (10°C)		
		Total Heating Capacity	Comp. Motor kW Input	Total Heating Capacity	Comp. Motor kW Input	Total Heating Capacity	Comp. Motor kW Input	Total Heating Capacity	Comp. Motor kW Input				
kBtuh	kW	kBtuh		kW		kBtuh		kW		kBtuh	kW		
900	425	28.9	8.5	1.67	27.2	8.0	1.67	25.4	7.4	1.67	23.7	6.9	1.67
1000	470	29.3	8.6	1.61	27.6	8.1	1.61	25.9	7.6	1.61	24.2	7.1	1.61

HPXA19-038 - CH33-50/60C-2F with G60UHV-60C - SECOND STAGE HEATING CAPACITY

Indoor Coil Air Volume 70°F db (21°C db)		Air Temperature Entering Outdoor Coil														
		65°F (18°C)			45°F (7°C)			25°F (-4°C)			5°F (-15°C)			-15°F (-26°C)		
		Total Heating Capacity	Comp. Motor kW Input	Total Heating Capacity	Comp. Motor kW Input	Total Heating Capacity	Comp. Motor kW Input	Total Heating Capacity	Comp. Motor kW Input	Total Heating Capacity	Comp. Motor kW Input					
kBtuh	kW	kBtuh		kW		kBtuh		kW		kBtuh		kW	kBtuh	kW		
1335	630	38.5	11.3	2.38	30.6	9.0	2.26	22.2	6.5	2.14	16.6	4.9	1.92	8.4	2.5	1.39
1480	700	39.3	11.5	2.39	31.4	9.2	2.27	23.0	6.7	2.15	17.4	5.1	1.93	9.2	2.7	1.40

HPXA19-038 - CH33-50/60C-2F with G60UHV-60C - HEATING PERFORMANCE AT 1335 cfm (630 L/s) Indoor Coil Air Volume

*Outdoor Temperature		Compressor Motor kW Input	Total Output	
°F	°C		kBtuh	kW
65	18	2.35	39.0	11.4
60	16	2.32	37.2	10.9
55	13	2.29	35.3	10.3
50	10	2.26	33.5	9.8
47	8	2.24	32.4	9.5
45	7	2.23	31.0	9.1
40	4	2.20	27.4	8.0
35	2	2.17	23.8	7.0
30	-1	2.14	23.1	6.8
25	-4	2.11	22.5	6.6
20	-7	2.08	21.8	6.4
17	-8	2.06	21.4	6.3
15	-9	2.05	20.7	6.1
10	-12	2.02	18.8	5.5
5	-15	1.89	16.8	4.9
0	-18	1.76	14.7	4.3
-5	-21	1.63	12.6	3.7
-10	-23	1.50	10.6	3.1
-15	-26	1.37	8.5	2.5
-20	-29	1.24	6.4	1.9

NOTE - For Temperatures and Capacities not shown in tables, see bulletin - Cooling Unit Rating Table Correction Factor Data in Miscellaneous Engineering Data section.

HPXA19-038 - CH33-62D-2F with G60UHV-60D-135 - FIRST STAGE COOLING CAPACITY

Entering Wet Bulb Temperature	Total Air Volume		Outdoor Air Temperature Entering Outdoor Coil																							
			75°F (24°C)						85°F (29°C)						95°F (35°C)						105°F (41°C)					
			Total Cooling Capacity		Comp Motor kW Input	Sensible To Total Ratio (S/T) Dry Bulb			Total Cooling Capacity		Comp Motor kW Input	Sensible To Total Ratio (S/T) Dry Bulb			Total Cooling Capacity		Comp Motor kW Input	Sensible To Total Ratio (S/T) Dry Bulb			Total Cooling Capacity		Comp Motor kW Input	Sensible To Total Ratio (S/T) Dry Bulb		
			kBtuh	kW		75°F 24°C	80°F 27°C	85°F 29°C	kBtuh	kW		75°F 24°C	80°F 27°C	85°F 29°C	kBtuh	kW		75°F 24°C	80°F 27°C	85°F 29°C	kBtuh	kW		75°F 24°C	80°F 27°C	85°F 29°C
63°F (17°C)	895	420	28.2	8.3	1.16	.79	.94	1.00	26.8	7.9	1.36	.81	.96	1.00	25.2	7.4	1.59	.83	.99	1.00	23.6	6.9	1.86	.87	1.00	1.00
	995	470	29.0	8.5	1.17	.81	.97	1.00	27.4	8.0	1.37	.84	1.00	1.00	26.0	7.6	1.59	.86	1.00	1.00	24.6	7.2	1.85	.90	1.00	1.00
67°F (19°C)	895	420	30.2	8.9	1.17	.62	.76	.89	28.6	8.4	1.36	.63	.78	.92	27.0	7.9	1.59	.65	.80	.95	25.2	7.4	1.85	.66	.83	.99
	995	470	31.0	9.1	1.17	.63	.78	.93	29.4	8.6	1.37	.65	.81	.96	27.6	8.1	1.59	.66	.83	.99	25.8	7.6	1.86	.68	.87	1.00
71°F (22°C)	895	420	32.0	9.4	1.18	.47	.60	.73	30.4	8.9	1.37	.47	.62	.75	28.8	8.4	1.59	.48	.63	.77	27.0	7.9	1.86	.49	.65	.80
	995	470	32.8	9.6	1.18	.47	.62	.76	31.2	9.1	1.37	.48	.63	.78	29.4	8.6	1.59	.49	.65	.80	27.6	8.1	1.86	.50	.67	.84

HPXA19-038 - CH33-62D-2F with G60UHV-60D-135 - SECOND STAGE COOLING CAPACITY

Entering Wet Bulb Temperature	Total Air Volume		Outdoor Air Temperature Entering Outdoor Coil																							
			85°F (29°C)						95°F (35°C)						105°F (41°C)						115°F (46°C)					
			Total Cooling Capacity		Comp Motor kW Input	Sensible To Total Ratio (S/T) Dry Bulb			Total Cooling Capacity		Comp Motor kW Input	Sensible To Total Ratio (S/T) Dry Bulb			Total Cooling Capacity		Comp Motor kW Input	Sensible To Total Ratio (S/T) Dry Bulb			Total Cooling Capacity		Comp Motor kW Input	Sensible To Total Ratio (S/T) Dry Bulb		
			kBtuh	kW		75°F 24°C	80°F 27°C	85°F 29°C	kBtuh	kW		75°F 24°C	80°F 27°C	85°F 29°C	kBtuh	kW		75°F 24°C	80°F 27°C	85°F 29°C	kBtuh	kW		75°F 24°C	80°F 27°C	85°F 29°C
63°F (17°C)	1335	630	38.5	11.3	2.09	.81	.96	1.00	36.2	10.6	2.35	.83	.99	1.00	34.0	10.0	2.66	.86	1.00	1.00	32.0	9.4	3.00	.89	1.00	1.00
	1480	700	39.0	11.4	2.09	.83	.98	1.00	36.8	10.8	2.36	.85	1.00	1.00	34.8	10.2	2.66	.88	1.00	1.00	32.8	9.6	3.00	.92	1.00	1.00
67°F (19°C)	1335	630	40.5	11.9	2.10	.64	.78	.92	38.5	11.3	2.36	.65	.80	.95	36.2	10.6	2.67	.67	.83	.98	33.6	9.8	3.00	.69	.86	1.00
	1480	700	41.5	12.2	2.10	.65	.80	.95	39.0	11.4	2.36	.66	.82	.98	36.6	10.7	2.67	.68	.85	1.00	34.0	10.0	3.01	.70	.89	1.00
71°F (22°C)	1335	630	43.0	12.6	2.11	.49	.63	.76	40.5	11.9	2.37	.49	.64	.78	38.0	11.1	2.67	.50	.65	.80	35.6	10.4	3.01	.51	.68	.84
	1480	700	43.5	12.7	2.11	.49	.63	.77	41.5	12.2	2.38	.49	.65	.80	39.0	11.4	2.68	.50	.67	.83	36.0	10.6	3.02	.51	.69	.86

HPXA19-038 - CH33-62D-2F with G60UHV-60D-135 - FIRST STAGE HEATING CAPACITY

Indoor Coil Air Volume 70°F db (21°C db)	Air Temperature Entering Outdoor Coil												
	65°F (18°C)			60°F (16°C)			55°F (13°C)			50°F (10°C)			
	cfm	L/s	Total Heating Capacity kBtuh	kW	Comp. Motor kW Input	Total Heating Capacity kBtuh	kW	Comp. Motor kW Input	Total Heating Capacity kBtuh	kW	Comp. Motor kW Input	Total Heating Capacity kBtuh	kW
895	420	28.6	8.4	1.71	27.0	7.9	1.70	25.3	7.4	1.69	23.7	6.9	1.67
995	470	29.1	8.5	1.64	27.4	8.0	1.62	25.8	7.6	1.61	24.2	7.1	1.60

HPXA19-038 - CH33-62D-2F with G60UHV-60D-135 - SECOND STAGE HEATING CAPACITY

Indoor Coil Air Volume 70°F db (21°C db)	Air Temperature Entering Outdoor Coil														
	65°F (18°C)			45°F (7°C)			25°F (-4°C)			5°F (-15°C)			-15°F (-26°C)		
	cfm	L/s	Total Heating Capacity kBtuh	kW	Comp. Motor kW Input	Total Heating Capacity kBtuh	kW	Comp. Motor kW Input	Total Heating Capacity kBtuh	kW	Comp. Motor kW Input	Total Heating Capacity kBtuh	kW	Comp. Motor kW Input	
1335	630	38.5	11.3	2.38	30.6	9.0	2.26	22.2	6.5	2.14	16.6	4.9	1.92		
1480	700	39.3	11.5	2.39	31.4	9.2	2.27	23.0	6.7	2.15	17.4	5.1	1.93		

HPXA19-038 - CH33-62D-2F with G60UHV-60D-135 - HEATING PERFORMANCE at 1335 cfm (630 L/s) Indoor Coil Air Volume

*Outdoor Temperature		Compressor Motor kW Input	Total Output	
°F	°C		kBtuh	kW
65	18	2.32	38.7	11.3
60	16	2.29	36.9	10.8
55	13	2.26	35.1	10.3
50	10	2.23	33.3	9.8
47	8	2.21	32.2	9.4
45	7	2.20	30.8	9.0
40	4	2.17	27.2	8.0
35	2	2.14	23.7	6.9
30	-1	2.11	23.1	6.8
25	-4	2.08	22.4	6.6
20	-7	2.05	21.8	6.4
17	-8	2.03	21.4	6.3
15	-9	2.02	20.7	6.1
10	-12	1.99	18.9	5.5
5	-15	1.86	16.8	4.9
0	-18	1.73	14.7	4.3
-5	-21	1.61	12.7	3.7
-10	-23	1.48	10.6	3.1
-15	-26	1.35	8.5	2.5
-20	-29	1.22	6.4	1.9

HEATING AND COOLING RATINGS

4 TON

NOTE - For Temperatures and Capacities not shown in tables, see bulletin - Cooling Unit Rating Table Correction Factor Data in Miscellaneous Engineering Data section.

HPXA19-048 - CB30M-41 - CBX32M-036 - CB30M-46 - CBX32M-042 - FIRST STAGE COOLING CAPACITY

Entering Wet Bulb Temperature	Total Air Volume		Outdoor Air Temperature Entering Outdoor Coil																							
			75°F (24°C)						85°F (29°C)						95°F (35°C)						105°F (41°C)					
			Total Cooling Capacity		Comp Motor kW Input	Sensible To Total Ratio (S/T) Dry Bulb			Total Cooling Capacity		Comp Motor kW Input	Sensible To Total Ratio (S/T) Dry Bulb			Total Cooling Capacity		Comp Motor kW Input	Sensible To Total Ratio (S/T) Dry Bulb			Total Cooling Capacity		Comp Motor kW Input	Sensible To Total Ratio (S/T) Dry Bulb		
			kBtuh	kW		75°F 24°C	80°F 27°C	85°F 29°C	kBtuh	kW		75°F 24°C	80°F 27°C	85°F 29°C	kBtuh	kW		75°F 24°C	80°F 27°C	85°F 29°C	kBtuh	kW		75°F 24°C	80°F 27°C	85°F 29°C
63°F (17°C)	875	415	32.6	9.6	1.59	.73	.86	.99	31.0	9.1	1.84	.75	.89	1.00	29.2	8.6	2.12	.76	.91	1.00	27.2	8.0	2.44	.79	.95	1.00
	1200	565	35.0	10.3	1.58	.80	.96	1.00	33.2	9.7	1.83	.82	.98	1.00	31.4	9.2	2.10	.84	1.00	1.00	29.6	8.7	2.42	.87	1.00	1.00
67°F (19°C)	875	415	34.8	10.2	1.58	.58	.70	.83	33.0	9.7	1.83	.59	.72	.85	31.4	9.2	2.10	.60	.74	.87	29.4	8.6	2.42	.61	.76	.90
	1200	565	37.6	11.0	1.58	.62	.77	.92	35.6	10.4	1.82	.63	.79	.95	33.6	9.8	2.09	.64	.81	.97	31.6	9.3	2.40	.66	.84	1.00
71°F (22°C)	875	415	37.0	10.8	1.58	.44	.56	.68	35.2	10.3	1.82	.44	.57	.69	33.4	9.8	2.09	.45	.58	.71	31.4	9.2	2.41	.45	.59	.73
	1200	565	40.0	11.7	1.57	.46	.60	.74	38.0	11.1	1.81	.46	.61	.76	36.0	10.6	2.08	.47	.63	.79	33.6	9.8	2.39	.47	.65	.81

HPXA19-048 - CB30M-41 - CBX32M-036 - CB30M-46 - CBX32M-042 - SECOND STAGE COOLING CAPACITY

Entering Wet Bulb Temperature	Total Air Volume		Outdoor Air Temperature Entering Outdoor Coil																							
			85°F (29°C)						95°F (35°C)						105°F (41°C)						115°F (46°C)					
			Total Cooling Capacity		Comp Motor kW Input	Sensible To Total Ratio (S/T) Dry Bulb			Total Cooling Capacity		Comp Motor kW Input	Sensible To Total Ratio (S/T) Dry Bulb			Total Cooling Capacity		Comp Motor kW Input	Sensible To Total Ratio (S/T) Dry Bulb			Total Cooling Capacity		Comp Motor kW Input	Sensible To Total Ratio (S/T) Dry Bulb		
			kBtuh	kW		75°F 24°C	80°F 27°C	85°F 29°C	kBtuh	kW		75°F 24°C	80°F 27°C	85°F 29°C	kBtuh	kW		75°F 24°C	80°F 27°C	85°F 29°C	kBtuh	kW		75°F 24°C	80°F 27°C	85°F 29°C
63°F (17°C)	1250	590	43.5	12.7	2.85	.75	.88	1.00	41.5	12.2	3.20	.76	.91	1.00	39.0	11.4	3.59	.78	.94	1.00	36.2	10.6	4.02	.81	.97	1.00
	1500	710	45.5	13.3	2.87	.79	.94	1.00	43.0	12.6	3.22	.80	.96	1.00	40.5	11.9	3.61	.83	.99	1.00	37.6	11.0	4.04	.86	1.00	1.00
67°F (19°C)	1250	590	46.5	13.6	2.88	.59	.72	.85	44.0	12.9	3.23	.60	.74	.87	41.5	12.2	3.62	.61	.76	.90	38.5	11.3	4.05	.62	.78	.94
	1500	710	48.5	14.2	2.90	.61	.76	.90	45.5	13.3	3.25	.62	.78	.93	43.0	12.6	3.64	.64	.80	.96	40.0	11.7	4.07	.66	.83	.99
71°F (22°C)	1250	590	49.0	14.4	2.91	.45	.57	.69	46.5	13.6	3.26	.45	.58	.71	44.0	12.9	3.65	.45	.59	.73	41.0	12.0	4.09	.46	.61	.75
	1500	710	51.0	14.9	2.93	.46	.60	.73	48.5	14.2	3.29	.46	.61	.75	45.5	13.3	3.68	.47	.62	.78	42.5	12.5	4.11	.47	.64	.81

HPXA19-048 - CB30M-41 - CBX32M-036 - CB30M-46 - CBX32M-042 - FIRST STAGE HEATING CAPACITY

Indoor Coil Air Volume 70°F db (21°C db)	Air Temperature Entering Outdoor Coil															
	65°F (18°C)				60°F (16°C)				55°F (13°C)				50°F (10°C)			
	Total Heating Capacity		Comp. Motor kW Input	Total Heating Capacity		Comp. Motor kW Input	Total Heating Capacity		Comp. Motor kW Input	Total Heating Capacity		Comp. Motor kW Input	Total Heating Capacity		Comp. Motor kW Input	
cfm	L/s	kBtuh		kW	kBtuh		kW	kBtuh		kW	kBtuh		kW	kBtuh		kW
875	415	38.2	11.2	2.37	35.4	10.4	2.34	32.7	9.6	2.31	30.0	8.8	2.29			
1200	565	39.8	11.7	2.10	37.1	10.9	2.07	34.3	10.1	2.04	31.6	9.3	2.02			

HPXA19-048 - CB30M-41 - CBX32M-036 - CB30M-46 - CBX32M-042 - SECOND STAGE HEATING CAPACITY

Indoor Coil Air Volume 70°F db (21°C db)	Air Temperature Entering Outdoor Coil																			
	65°F (18°C)				45°F (7°C)				25°F (-4°C)				5°F (-15°C)				-15°F (-26°C)			
	Total Heating Capacity		Comp. Motor kW Input	Total Heating Capacity		Comp. Motor kW Input	Total Heating Capacity		Comp. Motor kW Input	Total Heating Capacity		Comp. Motor kW Input	Total Heating Capacity		Comp. Motor kW Input					
cfm	L/s	kBtuh		kW	kBtuh		kW	kBtuh		kW	kBtuh		kW	kBtuh		kW	kBtuh	kW		
1250	590	53.9	15.8	3.35	40.6	11.9	3.04	26.5	7.8	2.72	18.4	5.4	2.41	9.2	2.7	1.81				
1500	710	54.8	16.1	3.20	41.5	12.2	2.90	27.4	8.0	2.58	19.3	5.7	2.27	10.1	3.0	1.66				

HPXA19-048 - CB30M-41 - CBX32M-036 - CB30M-46 - CBX32M-042 HEATING PERFORMANCE at 1500 cfm (710 L/s) Indoor Coil Air Volume

*Outdoor Temperature		Compressor Motor kW Input	Total Output	
°F	°C		kBtuh	kW
65	18	3.20	54.8	16.1
60	16	3.13	51.8	15.2
55	13	3.06	48.8	14.3
50	10	2.99	45.8	13.4
47	8	2.95	44.0	12.9
45	7	2.90	41.5	12.2
40	4	2.78	35.5	10.4
35	2	2.65	29.4	8.6
30	-1	2.62	28.4	8.3
25	-4	2.58	27.4	8.0
20	-7	2.54	26.4	7.7
17	-8	2.52	25.9	7.6
15	-9	2.49	24.6	7.2
10	-12	2.42	21.6	6.3
5	-15	2.27	19.3	5.7
0	-18	2.12	17.0	5.0
-5	-21	1.97	14.7	4.3
-10	-23	1.81	12.4	3.6
-15	-26	1.66	10.1	3.0
-20	-29	1.51	7.8	2.3

HEATING AND COOLING RATINGS

4 TON

NOTE - For Temperatures and Capacities not shown in tables, see bulletin - Cooling Unit Rating Table Correction Factor Data in Miscellaneous Engineering Data section.

HPXA19-048 - CB30U-41/46 - FIRST STAGE COOLING CAPACITY

Entering Wet Bulb Temperature	Total Air Volume		Outdoor Air Temperature Entering Outdoor Coil																							
			75°F (24°C)						85°F (29°C)						95°F (35°C)						105°F (41°C)					
			Total Cooling Capacity		Comp Motor kW Input	Sensible To Total Ratio (S/T) Dry Bulb			Total Cooling Capacity		Comp Motor kW Input	Sensible To Total Ratio (S/T) Dry Bulb			Total Cooling Capacity		Comp Motor kW Input	Sensible To Total Ratio (S/T) Dry Bulb			Total Cooling Capacity		Comp Motor kW Input	Sensible To Total Ratio (S/T) Dry Bulb		
			kBtuh	kW		75°F 24°C	80°F 27°C	85°F 29°C	kBtuh	kW		75°F 24°C	80°F 27°C	85°F 29°C	kBtuh	kW		75°F 24°C	80°F 27°C	85°F 29°C	kBtuh	kW		75°F 24°C	80°F 27°C	85°F 29°C
63°F (17°C)	1100	520	34.4	10.1	1.58	.78	.93	1.00	32.8	9.6	1.83	.80	.96	1.00	30.8	9.0	2.11	.82	.98	1.00	29.0	8.5	2.43	.85	1.00	1.00
	1200	565	35.0	10.3	1.58	.80	.96	1.00	33.4	9.8	1.83	.82	.98	1.00	31.4	9.2	2.10	.84	1.00	1.00	29.8	8.7	2.42	.87	1.00	1.00
	1250	590	35.4	10.4	1.58	.81	.97	1.00	33.6	9.8	1.83	.83	.99	1.00	31.8	9.3	2.10	.86	1.00	1.00	30.2	8.9	2.42	.89	1.00	1.00
67°F (19°C)	1100	520	36.8	10.8	1.58	.61	.75	.89	35.0	10.3	1.82	.62	.77	.92	33.0	9.7	2.10	.63	.79	.95	31.0	9.1	2.41	.65	.82	.98
	1200	565	37.6	11.0	1.58	.62	.77	.92	35.6	10.4	1.82	.63	.79	.95	33.8	9.9	2.09	.64	.81	.97	31.6	9.3	2.40	.66	.84	1.00
	1250	590	37.8	11.1	1.58	.63	.78	.93	36.0	10.6	1.82	.64	.80	.96	34.0	10.0	2.09	.65	.83	.98	31.8	9.3	2.40	.67	.86	1.00
71°F (22°C)	1100	520	39.0	11.4	1.57	.45	.59	.72	37.4	11.0	1.81	.46	.60	.74	35.4	10.4	2.08	.46	.61	.76	33.2	9.7	2.39	.47	.63	.79
	1200	565	40.0	11.7	1.57	.46	.60	.74	38.0	11.1	1.81	.46	.61	.76	36.0	10.6	2.08	.47	.63	.78	33.8	9.9	2.39	.47	.65	.81
	1250	590	40.0	11.7	1.57	.46	.61	.75	38.5	11.3	1.81	.47	.62	.77	36.2	10.6	2.08	.47	.64	.80	34.0	10.0	2.39	.48	.65	.83

HPXA19-048 - CB30U-41/46 - SECOND STAGE COOLING CAPACITY

Entering Wet Bulb Temperature	Total Air Volume		Outdoor Air Temperature Entering Outdoor Coil																							
			85°F (29°C)						95°F (35°C)						105°F (41°C)						115°F (46°C)					
			Total Cooling Capacity		Comp Motor kW Input	Sensible To Total Ratio (S/T) Dry Bulb			Total Cooling Capacity		Comp Motor kW Input	Sensible To Total Ratio (S/T) Dry Bulb			Total Cooling Capacity		Comp Motor kW Input	Sensible To Total Ratio (S/T) Dry Bulb			Total Cooling Capacity		Comp Motor kW Input	Sensible To Total Ratio (S/T) Dry Bulb		
			kBtuh	kW		75°F 24°C	80°F 27°C	85°F 29°C	kBtuh	kW		75°F 24°C	80°F 27°C	85°F 29°C	kBtuh	kW		75°F 24°C	80°F 27°C	85°F 29°C	kBtuh	kW		75°F 24°C	80°F 27°C	85°F 29°C
63°F (17°C)	1400	660	44.5	13.0	2.86	.77	.92	1.00	42.5	12.5	3.21	.79	.94	1.00	40.0	11.7	3.60	.81	.97	1.00	37.0	10.8	4.03	.84	1.00	1.00
	1500	710	45.5	13.3	2.87	.78	.94	1.00	43.0	12.6	3.22	.80	.96	1.00	40.5	11.9	3.61	.83	.99	1.00	37.6	11.0	4.04	.86	1.00	1.00
	1550	730	45.5	13.3	2.87	.79	.95	1.00	43.5	12.7	3.22	.81	.97	1.00	40.5	11.9	3.61	.84	1.00	1.00	38.0	11.1	4.04	.87	1.00	1.00
67°F (19°C)	1400	660	47.5	13.9	2.89	.60	.74	.88	45.0	13.2	3.25	.61	.76	.91	42.5	12.5	3.64	.63	.78	.94	39.5	11.6	4.07	.64	.81	.97
	1500	710	48.5	14.2	2.90	.61	.76	.90	46.0	13.5	3.25	.62	.78	.93	43.0	12.6	3.64	.64	.80	.96	40.0	11.7	4.08	.66	.83	.99
	1550	730	48.5	14.2	2.90	.62	.77	.91	46.0	13.5	3.26	.63	.79	.94	43.5	12.7	3.64	.64	.81	.97	40.5	11.9	4.08	.66	.84	1.00
71°F (22°C)	1400	660	50.5	14.8	2.93	.45	.59	.72	48.0	14.1	3.28	.46	.60	.75	45.0	13.2	3.67	.46	.61	.76	42.0	12.3	4.10	.47	.63	.79
	1500	710	51.0	14.9	2.93	.46	.60	.73	48.5	14.2	3.29	.46	.61	.75	45.5	13.3	3.68	.47	.62	.78	42.5	12.5	4.12	.47	.64	.81
	1550	730	51.5	15.1	2.94	.46	.60	.74	49.0	14.4	3.29	.46	.61	.76	46.0	13.5	3.68	.47	.63	.79	43.0	12.6	4.12	.48	.65	.82

HPXA19-048 - CB30U-41/46 - FIRST STAGE HEATING CAPACITY

Indoor Coil Air Volume 70°F db (21°C db)		Air Temperature Entering Outdoor Coil											
		65°F (18°C)			60°F (16°C)			55°F (13°C)			50°F (10°C)		
		Total Heating Capacity		Comp. Motor kW Input	Total Heating Capacity		Comp. Motor kW Input	Total Heating Capacity		Comp. Motor kW Input	Total Heating Capacity		Comp. Motor kW Input
kBtuh	kW	kBtuh	kW		kBtuh	kW		kBtuh	kW				
1110	525	39.4	11.5	2.17	36.6	10.7	2.14	33.8	9.9	2.12	31.0	9.1	2.09
1200	565	40.0	11.7	2.10	37.2	10.9	2.08	34.4	10.1	2.05	31.6	9.3	2.02
1250	590	40.2	11.8	2.07	37.4	11.0	2.05	34.6	10.1	2.02	31.9	9.3	2.00

HPXA19-048 - CB30U-41/46 - SECOND STAGE HEATING CAPACITY

Indoor Coil Air Volume 70°F db (21°C db)		Air Temperature Entering Outdoor Coil														
		65°F (18°C)			45°F (7°C)			25°F (-4°C)			5°F (-15°C)			-15°F (-26°C)		
		Total Heating Capacity		Comp. Motor kW Input	Total Heating Capacity		Comp. Motor kW Input	Total Heating Capacity		Comp. Motor kW Input	Total Heating Capacity		Comp. Motor kW Input	Total Heating Capacity		Comp. Motor kW Input
kBtuh	kW	kBtuh	kW		kBtuh	kW		kBtuh	kW		kBtuh	kW				
1400	660	54.3	15.9	3.26	41.0	12.0	2.95	26.9	7.9	2.63	18.8	5.5	2.32	9.6	2.8	1.72
1500	710	54.8	16.1	3.21	41.5	12.2	2.90	27.4	8.0	2.58	19.3	5.7	2.27	10.1	3.0	1.67
1550	730	55.0	16.1	3.18	41.7	12.2	2.88	27.6	8.1	2.56	19.5	5.7	2.25	10.3	3.0	1.64

HPXA19-048 - CB30U-41/46 - HEATING PERFORMANCE at 1500 cfm (710 L/s) Indoor Coil Air Volume

*Outdoor Temperature		Compressor Motor kW Input		Total Output	
°F	°C	kW Input		kBtuh	kW
65	18	3.21		54.8	16.1
60	16	3.14		51.8	15.2
55	13	3.06		48.8	14.3
50	10	2.99		45.7	13.4
47	8	2.95		43.9	12.9
45	7	2.90		41.5	12.2
40	4	2.78		35.4	10.4
35	2	2.66		29.3	8.6
30	-1	2.62		28.4	8.3
25	-4	2.58		27.4	8.0
20	-7	2.55		26.4	7.7
17	-8	2.52		25.8	7.6
15	-9	2.49		24.6	7.2
10	-12	2.42		21.6	6.3
5	-15	2.27		19.3	5.7
0	-18	2.12		17.0	5.0
-5	-21	1.97		14.7	4.3
-10	-23	1.82		12.4	3.6
-15	-26	1.67		10.1	3.0
-20	-29	1.52		7.8	2.3

HEATING AND COOLING RATINGS

4 TON

NOTE - For Temperatures and Capacities not shown in tables, see bulletin - Cooling Unit Rating Table Correction Factor Data in Miscellaneous Engineering Data section.

HPXA19-048 - CB31MV-41 - CBX32MV-036 - FIRST STAGE COOLING CAPACITY

Entering Wet Bulb Temperature	Total Air Volume		Outdoor Air Temperature Entering Outdoor Coil																							
			75°F (24°C)						85°F (29°C)						95°F (35°C)						105°F (41°C)					
			Total Cooling Capacity		Comp Motor kW Input	Sensible To Total Ratio (S/T) Dry Bulb			Total Cooling Capacity		Comp Motor kW Input	Sensible To Total Ratio (S/T) Dry Bulb			Total Cooling Capacity		Comp Motor kW Input	Sensible To Total Ratio (S/T) Dry Bulb			Total Cooling Capacity		Comp Motor kW Input	Sensible To Total Ratio (S/T) Dry Bulb		
			kBtuh	kW		75°F 24°C	80°F 27°C	85°F 29°C	kBtuh	kW		75°F 24°C	80°F 27°C	85°F 29°C	kBtuh	kW		75°F 24°C	80°F 27°C	85°F 29°C	kBtuh	kW		75°F 24°C	80°F 27°C	85°F 29°C
63°F (17°C)	965	455	33.4	9.8	1.59	.75	.89	1.00	31.8	9.3	1.84	.77	.92	1.00	29.8	8.7	2.11	.79	.94	1.00	28.0	8.2	2.43	.81	.98	1.00
	1080	510	34.2	10.0	1.58	.77	.93	1.00	32.6	9.6	1.83	.79	.95	1.00	30.6	9.0	2.11	.82	.98	1.00	28.8	8.4	2.43	.84	1.00	1.00
67°F (19°C)	965	455	35.8	10.5	1.58	.59	.72	.85	34.0	10.0	1.83	.60	.74	.87	32.0	9.4	2.10	.61	.76	.90	30.0	8.8	2.42	.62	.78	.94
	1080	510	36.6	10.7	1.58	.60	.75	.89	34.8	10.2	1.82	.61	.76	.91	33.0	9.7	2.10	.63	.79	.94	30.8	9.0	2.41	.64	.81	.97
71°F (22°C)	965	455	38.0	11.1	1.58	.45	.57	.69	36.2	10.6	1.82	.45	.58	.71	34.2	10.0	2.09	.45	.59	.73	32.2	9.4	2.40	.46	.61	.75
	1080	510	39.0	11.4	1.57	.45	.59	.72	37.2	10.9	1.81	.45	.60	.74	35.2	10.3	2.09	.46	.61	.76	33.0	9.7	2.39	.47	.63	.78

HPXA19-048 - CB31MV-41 - CBX32MV-036 - SECOND STAGE COOLING CAPACITY

Entering Wet Bulb Temperature	Total Air Volume		Outdoor Air Temperature Entering Outdoor Coil																							
			85°F (29°C)						95°F (35°C)						105°F (41°C)						115°F (46°C)					
			Total Cooling Capacity		Comp Motor kW Input	Sensible To Total Ratio (S/T) Dry Bulb			Total Cooling Capacity		Comp Motor kW Input	Sensible To Total Ratio (S/T) Dry Bulb			Total Cooling Capacity		Comp Motor kW Input	Sensible To Total Ratio (S/T) Dry Bulb			Total Cooling Capacity		Comp Motor kW Input	Sensible To Total Ratio (S/T) Dry Bulb		
			kBtuh	kW		75°F 24°C	80°F 27°C	85°F 29°C	kBtuh	kW		75°F 24°C	80°F 27°C	85°F 29°C	kBtuh	kW		75°F 24°C	80°F 27°C	85°F 29°C	kBtuh	kW		75°F 24°C	80°F 27°C	85°F 29°C
63°F (17°C)	1380	650	44.5	13.0	2.86	.77	.91	1.00	42.0	12.3	3.21	.78	.94	1.00	39.5	11.6	3.60	.81	.97	1.00	37.0	10.8	4.03	.84	1.00	1.00
	1545	730	45.5	13.3	2.87	.79	.95	1.00	43.0	12.6	3.22	.81	.97	1.00	40.5	11.9	3.61	.84	1.00	1.00	38.0	11.1	4.04	.87	1.00	1.00
67°F (19°C)	1380	650	47.5	13.9	2.89	.60	.74	.88	45.0	13.2	3.24	.61	.76	.90	42.5	12.5	3.63	.62	.78	.93	39.5	11.6	4.06	.64	.81	.97
	1545	730	48.5	14.2	2.91	.62	.77	.91	46.0	13.5	3.26	.63	.79	.94	43.0	12.6	3.65	.64	.81	.97	40.0	11.7	4.08	.66	.84	1.00
71°F (22°C)	1380	650	50.0	14.7	2.92	.45	.58	.71	47.5	13.9	3.28	.45	.60	.73	45.0	13.2	3.67	.46	.61	.75	42.0	12.3	4.10	.47	.63	.78
	1545	730	51.5	15.1	2.94	.46	.60	.74	48.5	14.2	3.29	.46	.61	.76	46.0	13.5	3.68	.47	.63	.78	43.0	12.6	4.12	.48	.65	.82

HPXA19-048 - CB31MV-41 - CBX32MV-036 - FIRST STAGE HEATING CAPACITY

Indoor Coil Air Volume 70°F db (21°C db)	Air Temperature Entering Outdoor Coil															
	65°F (18°C)				60°F (16°C)				55°F (13°C)				50°F (10°C)			
	Total Heating Capacity		Comp. Motor kW Input	Total Heating Capacity		Comp. Motor kW Input	Total Heating Capacity		Comp. Motor kW Input	Total Heating Capacity		Comp. Motor kW Input	Total Heating Capacity		Comp. Motor kW Input	
cfm	L/s	kBtuh		kW	kBtuh		kW	kBtuh		kW	kBtuh		kW	kBtuh		kW
965	455	38.1	11.2	2.30	35.4	10.4	2.27	32.7	9.6	2.24	30.0	8.8	2.20			
1080	510	38.8	11.4	2.18	36.1	10.6	2.15	33.4	9.8	2.11	30.7	9.0	2.08			

HPXA19-048 - CB31MV-41 - CBX32MV-036 - SECOND STAGE HEATING CAPACITY

Indoor Coil Air Volume 70°F db (21°C db)	Air Temperature Entering Outdoor Coil																			
	65°F (18°C)				45°F (7°C)				25°F (-4°C)				5°F (-15°C)				-15°F (-26°C)			
	Total Heating Capacity		Comp. Motor kW Input	Total Heating Capacity		Comp. Motor kW Input	Total Heating Capacity		Comp. Motor kW Input	Total Heating Capacity		Comp. Motor kW Input	Total Heating Capacity		Comp. Motor kW Input					
cfm	L/s	kBtuh		kW	kBtuh		kW	kBtuh		kW	kBtuh		kW	kBtuh		kW				
1380	650	54.2	15.9	3.25	40.9	12.0	2.96	26.8	7.9	2.65	18.7	5.5	2.35							
1545	730	55.0	16.1	3.17	41.7	12.2	2.87	27.6	8.1	2.57	19.5	5.7	2.26							

HPXA19-048 - CB31MV-41 - CBX32MV-036 - HEATING PERFORMANCE at 1545 cfm (730 L/s) Indoor Coil Air Volume

*Outdoor Temperature		Compressor Motor kW Input	Total Output	
°F	°C		kBtuh	kW
65	18	3.17	55.0	16.1
60	16	3.10	52.0	15.2
55	13	3.03	49.0	14.4
50	10	2.96	46.0	13.5
47	8	2.92	44.2	13.0
45	7	2.87	41.7	12.2
40	4	2.76	35.6	10.4
35	2	2.64	29.5	8.6
30	-1	2.60	28.6	8.4
25	-4	2.57	27.6	8.1
20	-7	2.53	26.6	7.8
17	-8	2.51	26.1	7.6
15	-9	2.48	24.9	7.3
10	-12	2.41	21.8	6.4
5	-15	2.26	19.5	5.7
0	-18	2.11	17.2	5.0
-5	-21	1.96	14.8	4.3
-10	-23	1.81	12.5	3.7
-15	-26	1.66	10.2	3.0
-20	-29	1.51	7.8	2.3

HEATING AND COOLING RATINGS

4 TON

NOTE - For Temperatures and Capacities not shown in tables, see bulletin - Cooling Unit Rating Table Correction Factor Data in Miscellaneous Engineering Data section.

HPXA19-048 - CB30U-51 - FIRST STAGE COOLING CAPACITY

Entering Wet Bulb Temperature	Total Air Volume		Outdoor Air Temperature Entering Outdoor Coil																							
			75°F (24°C)						85°F (29°C)						95°F (35°C)						105°F (41°C)					
			Total Cooling Capacity		Comp Motor kW Input	Sensible To Total Ratio (S/T) Dry Bulb			Total Cooling Capacity		Comp Motor kW Input	Sensible To Total Ratio (S/T) Dry Bulb			Total Cooling Capacity		Comp Motor kW Input	Sensible To Total Ratio (S/T) Dry Bulb			Total Cooling Capacity		Comp Motor kW Input	Sensible To Total Ratio (S/T) Dry Bulb		
			kBtuh	kW		75°F 24°C	80°F 27°C	85°F 29°C	kBtuh	kW		75°F 24°C	80°F 27°C	85°F 29°C	kBtuh	kW		75°F 24°C	80°F 27°C	85°F 29°C	kBtuh	kW		75°F 24°C	80°F 27°C	85°F 29°C
63°F (17°C)	1100	520	34.8	10.2	1.58	.78	.93	1.00	33.2	9.7	1.83	.80	.95	1.00	31.6	9.3	2.10	.82	.98	1.00	29.6	8.7	2.42	.85	1.00	1.00
	1200	565	35.6	10.4	1.58	.80	.95	1.00	34.0	10.0	1.83	.82	.98	1.00	32.4	9.5	2.10	.84	1.00	1.00	30.6	9.0	2.41	.87	1.00	1.00
	1300	615	36.4	10.7	1.58	.82	.97	1.00	34.8	10.2	1.82	.84	1.00	1.00	33.0	9.7	2.10	.87	1.00	1.00	31.4	9.2	2.41	.90	1.00	1.00
67°F (19°C)	1100	520	37.4	11.0	1.58	.61	.75	.89	35.6	10.4	1.82	.62	.77	.91	33.8	9.9	2.09	.63	.79	.94	31.8	9.3	2.40	.65	.82	.98
	1200	565	38.0	11.1	1.58	.62	.77	.92	36.4	10.7	1.82	.63	.79	.94	34.4	10.1	2.09	.65	.81	.97	32.2	9.4	2.40	.66	.84	1.00
	1300	615	38.5	11.3	1.57	.63	.79	.94	37.0	10.8	1.82	.64	.81	.97	34.8	10.2	2.09	.66	.84	.99	32.8	9.6	2.40	.68	.87	1.00
71°F (22°C)	1100	520	40.0	11.7	1.57	.46	.59	.72	38.0	11.1	1.81	.46	.60	.74	36.0	10.6	2.08	.46	.62	.76	34.0	10.0	2.39	.47	.63	.79
	1200	565	40.5	11.9	1.57	.46	.61	.74	39.0	11.4	1.81	.47	.62	.76	36.8	10.8	2.08	.47	.63	.76	34.6	10.1	2.38	.48	.65	.81
	1300	615	41.5	12.2	1.57	.47	.62	.76	39.5	11.6	1.81	.47	.63	.78	37.4	11.0	2.07	.48	.65	.81	35.2	10.3	2.38	.48	.66	.84

HPXA19-048 - CB30U-51 - SECOND STAGE COOLING CAPACITY

Entering Wet Bulb Temperature	Total Air Volume		Outdoor Air Temperature Entering Outdoor Coil																							
			85°F (29°C)						95°F (35°C)						105°F (41°C)						115°F (46°C)					
			Total Cooling Capacity		Comp Motor kW Input	Sensible To Total Ratio (S/T) Dry Bulb			Total Cooling Capacity		Comp Motor kW Input	Sensible To Total Ratio (S/T) Dry Bulb			Total Cooling Capacity		Comp Motor kW Input	Sensible To Total Ratio (S/T) Dry Bulb			Total Cooling Capacity		Comp Motor kW Input	Sensible To Total Ratio (S/T) Dry Bulb		
			kBtuh	kW		75°F 24°C	80°F 27°C	85°F 29°C	kBtuh	kW		75°F 24°C	80°F 27°C	85°F 29°C	kBtuh	kW		75°F 24°C	80°F 27°C	85°F 29°C	kBtuh	kW		75°F 24°C	80°F 27°C	85°F 29°C
63°F (17°C)	1400	660	46.0	13.5	2.88	.77	.91	1.00	44.0	12.9	3.23	.79	.94	1.00	41.5	12.2	3.62	.81	.97	1.00	38.5	11.3	4.05	.84	1.00	1.00
	1600	755	47.5	13.9	2.89	.80	.95	1.00	45.0	13.2	3.24	.82	.98	1.00	42.5	12.5	3.64	.85	1.00	1.00	40.0	11.7	4.08	.88	1.00	1.00
	1800	850	49.0	14.4	2.91	.83	.99	1.00	46.5	13.6	3.26	.85	1.00	1.00	44.0	12.9	3.65	.88	1.00	1.00	41.5	12.2	4.10	.92	1.00	1.00
67°F (19°C)	1400	660	49.0	14.4	2.91	.60	.74	.88	46.5	13.6	3.26	.61	.76	.90	44.0	12.9	3.66	.63	.78	.93	41.0	12.0	4.09	.64	.81	.97
	1600	755	50.5	14.8	2.93	.62	.77	.92	48.0	14.1	3.28	.63	.79	.95	45.0	13.2	3.67	.65	.82	.98	42.0	12.3	4.10	.67	.85	1.00
	1800	850	51.5	15.1	2.94	.64	.80	.96	49.0	14.4	3.29	.65	.83	.98	46.0	13.5	3.68	.67	.86	1.00	43.0	12.6	4.12	.69	.89	1.00
71°F (22°C)	1400	660	52.0	15.2	2.95	.45	.59	.72	49.5	14.5	3.30	.46	.60	.73	47.0	13.8	3.69	.46	.61	.76	44.0	12.9	4.13	.47	.63	.78
	1600	755	53.5	15.7	2.96	.46	.61	.75	51.0	14.9	3.32	.47	.62	.77	48.0	14.1	3.71	.47	.64	.79	45.0	13.2	4.15	.48	.65	.82
	1800	850	55.0	16.1	2.98	.47	.63	.78	52.0	15.2	3.33	.47	.64	.80	49.0	14.4	3.72	.48	.66	.83	46.0	13.5	4.16	.49	.68	.86

HPXA19-048 - CB30U-51 - FIRST STAGE HEATING CAPACITY

Indoor Coil Air Volume 70°F db (21°C db)		Air Temperature Entering Outdoor Coil											
		65°F (18°C)			60°F (16°C)			55°F (13°C)			50°F (10°C)		
cfm	L/s	Total Heating Capacity		Comp. Motor kW Input	Total Heating Capacity		Comp. Motor kW Input	Total Heating Capacity		Comp. Motor kW Input	Total Heating Capacity		Comp. Motor kW Input
		kBtuh	kW		kBtuh	kW		kBtuh	kW		kBtuh	kW	
1100	520	39.6	11.6	2.12	36.8	10.8	2.09	34.0	10.0	2.07	31.2	9.1	2.05
1200	565	40.2	11.8	2.05	37.4	11.0	2.03	34.7	10.2	2.01	31.9	9.3	1.99
1300	615	40.6	11.9	2.00	37.9	11.1	1.98	35.1	10.3	1.95	32.3	9.5	1.93

HPXA19-048 - CB30U-51 - SECOND STAGE HEATING CAPACITY

Indoor Coil Air Volume 70°F db (21°C db)		Air Temperature Entering Outdoor Coil														
		65°F (18°C)			45°F (7°C)			25°F (-4°C)			5°F (-15°C)			-15°F (-26°C)		
cfm	L/s	Total Heating Capacity		Comp. Motor kW Input	Total Heating Capacity		Comp. Motor kW Input	Total Heating Capacity		Comp. Motor kW Input	Total Heating Capacity		Comp. Motor kW Input	Total Heating Capacity		Comp. Motor kW Input
		kBtuh	kW		kBtuh	kW		kBtuh	kW		kBtuh	kW		kBtuh	kW	
1400	660	54.7	16.0	3.18	41.3	12.1	2.90	27.0	7.9	2.61	18.8	5.5	2.32	9.5	2.8	1.73
1600	755	55.4	16.2	3.08	42.0	12.3	2.81	27.7	8.1	2.52	19.5	5.7	2.23	10.2	3.0	1.63
1800	850	56.1	16.4	3.01	42.7	12.5	2.73	28.4	8.3	2.44	20.2	5.9	2.15	10.9	3.2	1.56

HPXA19-048 - CB30U-51 - HEATING PERFORMANCE at 1600 cfm (755 L/s) Indoor Coil Air Volume

*Outdoor Temperature		Compressor Motor kW Input	Total Output	
°F	°C		kBtuh	kW
65	18	3.08	55.4	16.2
60	16	3.02	52.3	15.3
55	13	2.95	49.3	14.4
50	10	2.89	46.2	13.5
47	8	2.85	44.4	13.0
45	7	2.81	42.0	12.3
40	4	2.69	35.8	10.5
35	2	2.58	29.7	8.7
30	-1	2.55	28.7	8.4
25	-4	2.52	27.7	8.1
20	-7	2.49	26.7	7.8
17	-8	2.47	26.1	7.6
15	-9	2.44	24.9	7.3
10	-12	2.38	21.9	6.4
5	-15	2.23	19.5	5.7
0	-18	2.08	17.2	5.0
-5	-21	1.93	14.9	4.4
-10	-23	1.78	12.5	3.7
-15	-26	1.63	10.2	3.0
-20	-29	1.48	7.8	2.3

HEATING AND COOLING RATINGS

4 TON

NOTE - For Temperatures and Capacities not shown in tables, see bulletin - Cooling Unit Rating Table Correction Factor Data in Miscellaneous Engineering Data section.

HPXA19-048 - CB30M-51 - CBX32M-048 - FIRST STAGE COOLING CAPACITY

Entering Wet Bulb Temperature	Total Air Volume		Outdoor Air Temperature Entering Outdoor Coil																							
			75°F (24°C)						85°F (29°C)						95°F (35°C)						105°F (41°C)					
			Total Cooling Capacity		Comp Motor kW Input	Sensible To Total Ratio (S/T) Dry Bulb			Total Cooling Capacity		Comp Motor kW Input	Sensible To Total Ratio (S/T) Dry Bulb			Total Cooling Capacity		Comp Motor kW Input	Sensible To Total Ratio (S/T) Dry Bulb			Total Cooling Capacity		Comp Motor kW Input	Sensible To Total Ratio (S/T) Dry Bulb		
			kBtuh	kW		75°F 24°C	80°F 27°C	85°F 29°C	kBtuh	kW		75°F 24°C	80°F 27°C	85°F 29°C	kBtuh	kW		75°F 24°C	80°F 27°C	85°F 29°C	kBtuh	kW		75°F 24°C	80°F 27°C	85°F 29°C
63°F (17°C)	1100	520	35.4	10.4	1.58	.78	.93	1.00	33.6	9.8	1.83	.80	.96	1.00	31.8	9.3	2.10	.82	.98	1.00	30.0	8.8	2.42	.85	1.00	1.00
	1200	565	36.2	10.6	1.58	.80	.96	1.00	34.4	10.1	1.82	.82	.98	1.00	32.6	9.6	2.10	.84	1.00	1.00	30.8	9.0	2.41	.87	1.00	1.00
	1300	615	37.0	10.8	1.58	.82	.98	1.00	35.2	10.3	1.82	.84	1.00	1.00	33.4	9.8	2.09	.87	1.00	1.00	31.6	9.3	2.40	.90	1.00	1.00
67°F (19°C)	1100	520	38.0	11.1	1.58	.61	.75	.89	36.2	10.6	1.82	.62	.77	.92	34.0	10.2	2.09	.63	.79	.95	32.0	9.4	2.40	.64	.82	.98
	1200	565	38.5	11.3	1.57	.62	.77	.92	36.8	10.8	1.81	.63	.79	.95	34.8	10.2	2.09	.65	.81	.97	32.6	9.6	2.40	.66	.84	1.00
	1300	615	39.5	11.6	1.57	.63	.79	.95	37.6	11.0	1.81	.65	.81	.97	35.4	10.4	2.08	.66	.84	1.00	33.2	9.7	2.39	.68	.87	1.00
71°F (22°C)	1100	520	40.5	11.9	1.57	.45	.59	.72	38.5	11.3	1.81	.46	.60	.74	36.4	10.7	2.08	.46	.61	.76	34.2	10.0	2.39	.47	.63	.79
	1200	565	41.0	12.0	1.57	.46	.60	.74	39.5	11.6	1.81	.46	.62	.76	37.2	10.9	2.07	.47	.63	.79	34.8	10.2	2.38	.47	.65	.81
	1300	615	42.0	12.3	1.57	.46	.62	.76	40.0	11.7	1.81	.47	.63	.79	37.8	11.1	2.07	.47	.65	.81	35.4	10.4	2.38	.48	.66	.84

HPXA19-048 - CB30M-51 - CBX32M-048 - SECOND STAGE COOLING CAPACITY

Entering Wet Bulb Temperature	Total Air Volume		Outdoor Air Temperature Entering Outdoor Coil																							
			85°F (29°C)						95°F (35°C)						105°F (41°C)						115°F (46°C)					
			Total Cooling Capacity		Comp Motor kW Input	Sensible To Total Ratio (S/T) Dry Bulb			Total Cooling Capacity		Comp Motor kW Input	Sensible To Total Ratio (S/T) Dry Bulb			Total Cooling Capacity		Comp Motor kW Input	Sensible To Total Ratio (S/T) Dry Bulb			Total Cooling Capacity		Comp Motor kW Input	Sensible To Total Ratio (S/T) Dry Bulb		
			kBtuh	kW		75°F 24°C	80°F 27°C	85°F 29°C	kBtuh	kW		75°F 24°C	80°F 27°C	85°F 29°C	kBtuh	kW		75°F 24°C	80°F 27°C	85°F 29°C	kBtuh	kW		75°F 24°C	80°F 27°C	85°F 29°C
63°F (17°C)	1400	660	46.5	13.6	2.88	.77	.92	1.00	44.0	12.9	3.23	.79	.94	1.00	41.5	12.2	3.62	.81	.97	1.00	39.0	11.4	4.06	.84	1.00	1.00
	1600	755	48.0	14.1	2.90	.80	.96	1.00	45.5	13.3	3.25	.82	.98	1.00	43.0	12.6	3.64	.85	1.00	1.00	40.5	11.9	4.08	.88	1.00	1.00
	1800	850	49.0	14.4	2.91	.83	.99	1.00	46.5	13.6	3.27	.85	1.00	1.00	44.5	13.0	3.66	.88	1.00	1.00	41.5	12.2	4.10	.92	1.00	1.00
67°F (19°C)	1400	660	50.0	14.7	2.92	.60	.74	.88	47.0	13.8	3.27	.61	.76	.90	44.5	13.0	3.66	.63	.78	.94	41.5	12.2	4.09	.64	.81	.97
	1600	755	51.0	14.9	2.93	.62	.77	.92	48.5	14.2	3.29	.63	.80	.95	45.5	13.3	3.68	.65	.82	.98	42.5	12.5	4.11	.67	.85	1.00
	1800	850	52.5	15.4	2.95	.64	.81	.96	49.5	14.5	3.30	.65	.83	.99	46.5	13.6	3.69	.67	.86	1.00	43.5	12.7	4.13	.69	.89	1.00
71°F (22°C)	1400	660	52.5	15.4	2.95	.45	.59	.72	50.0	14.7	3.31	.46	.60	.73	47.0	13.8	3.70	.46	.61	.76	44.0	12.9	4.14	.47	.63	.78
	1600	755	54.0	15.8	2.97	.46	.61	.75	51.5	15.1	3.32	.47	.62	.77	48.5	14.2	3.71	.47	.64	.79	45.0	13.2	4.16	.48	.65	.82
	1800	850	55.5	16.3	2.98	.47	.63	.78	52.5	15.4	3.34	.47	.64	.80	49.5	14.5	3.73	.48	.66	.83	46.0	13.5	4.17	.49	.68	.86

HPXA19-048 - CB30M-51 - CBX32M-048 - FIRST STAGE HEATING CAPACITY

Indoor Coil Air Volume 70°F db (21°C db)		Air Temperature Entering Outdoor Coil											
		65°F (18°C)			60°F (16°C)			55°F (13°C)			50°F (10°C)		
		Total Heating Capacity	Comp. Motor kW Input	Total Heating Capacity	Comp. Motor kW Input	Total Heating Capacity	Comp. Motor kW Input	Total Heating Capacity	Comp. Motor kW Input	Total Heating Capacity	Comp. Motor kW Input		
kBtuh	kW	kBtuh		kW		kBtuh		kW		kBtuh		kW	
1100	520	39.6	11.6	2.12	36.8	10.8	2.09	34.0	10.0	2.07	31.2	9.1	2.05
1200	565	40.3	11.8	2.05	37.5	11.0	2.03	34.7	10.2	2.01	31.9	9.3	1.98
1300	615	40.6	11.9	2.00	37.9	11.1	1.98	35.1	10.3	1.95	32.3	9.5	1.93

HPXA19-048 - CB30M-51 - CBX32M-048 - SECOND STAGE HEATING CAPACITY

Indoor Coil Air Volume 70°F db (21°C db)		Air Temperature Entering Outdoor Coil														
		65°F (18°C)			45°F (7°C)			25°F (-4°C)			5°F (-15°C)		-15°F (-26°C)			
		Total Heating Capacity	Comp. Motor kW Input	Total Heating Capacity	Comp. Motor kW Input	Total Heating Capacity	Comp. Motor kW Input	Total Heating Capacity	Comp. Motor kW Input	Total Heating Capacity	Comp. Motor kW Input	Total Heating Capacity	Comp. Motor kW Input			
kBtuh	kW	kBtuh		kW		kBtuh		kW		kBtuh		kW		kBtuh	kW	
1400	660	54.8	16.1	3.17	41.2	12.1	2.90	26.8	7.9	2.62	18.5	5.4	2.33	9.2	2.7	1.73
1600	755	55.7	16.3	3.07	42.1	12.3	2.80	27.7	8.1	2.52	19.4	5.7	2.23	10.1	3.0	1.63
1800	850	56.3	16.5	2.99	42.7	12.5	2.72	28.3	8.3	2.44	20.0	5.9	2.15	10.7	3.1	1.55

HPXA19-048 - CB30M-51 - CBX32M-048 - HEATING PERFORMANCE at 1600 cfm (755 L/s) Indoor Coil Air Volume

*Outdoor Temperature		Compressor Motor kW Input	Total Output	
°F	°C		kBtuh	kW
65	18	3.07	55.7	16.3
60	16	3.00	52.6	15.4
55	13	2.94	49.5	14.5
50	10	2.88	46.4	13.6
47	8	2.84	44.6	13.1
45	7	2.80	42.1	12.3
40	4	2.69	35.9	10.5
35	2	2.58	29.7	8.7
30	-1	2.55	28.7	8.4
25	-4	2.52	27.7	8.1
20	-7	2.49	26.7	7.8
17	-8	2.47	26.1	7.6
15	-9	2.44	24.8	7.3
10	-12	2.38	21.8	6.4
5	-15	2.23	19.4	5.7
0	-18	2.08	17.1	5.0
-5	-21	1.93	14.8	4.3
-10	-23	1.78	12.5	3.7
-15	-26	1.63	10.1	3.0
-20	-29	1.48	7.8	2.3

HEATING AND COOLING RATINGS

4 TON

NOTE - For Temperatures and Capacities not shown in tables, see bulletin - Cooling Unit Rating Table Correction Factor Data in Miscellaneous Engineering Data section.

HPXA19-048 - CB30M-65 - CBX32M-060 - FIRST STAGE COOLING CAPACITY

Entering Wet Bulb Temperature	Total Air Volume		Outdoor Air Temperature Entering Outdoor Coil																							
			75°F (24°C)						85°F (29°C)						95°F (35°C)						105°F (41°C)					
			Total Cooling Capacity		Comp Motor kW Input	Sensible To Total Ratio (S/T) Dry Bulb			Total Cooling Capacity		Comp Motor kW Input	Sensible To Total Ratio (S/T) Dry Bulb			Total Cooling Capacity		Comp Motor kW Input	Sensible To Total Ratio (S/T) Dry Bulb			Total Cooling Capacity		Comp Motor kW Input	Sensible To Total Ratio (S/T) Dry Bulb		
			kBtuh	kW		75°F 24°C	80°F 27°C	85°F 29°C	kBtuh	kW		75°F 24°C	80°F 27°C	85°F 29°C	kBtuh	kW		75°F 24°C	80°F 27°C	85°F 29°C	kBtuh	kW		75°F 24°C	80°F 27°C	85°F 29°C
63°F (17°C)	1100	520	35.6	10.4	1.58	.78	.93	1.00	33.8	9.9	1.83	.80	.95	1.00	32.0	9.4	2.10	.82	.98	1.00	30.0	8.8	2.42	.84	1.00	1.00
	1200	565	36.4	10.7	1.58	.80	.95	1.00	34.6	10.1	1.82	.82	.98	1.00	32.6	9.6	2.10	.84	1.00	1.00	30.8	9.0	2.41	.87	1.00	1.00
	1300	615	37.0	10.8	1.58	.82	.98	1.00	35.2	10.3	1.82	.84	1.00	1.00	33.4	9.8	2.09	.87	1.00	1.00	31.6	9.3	2.40	.90	1.00	1.00
67°F (19°C)	1100	520	38.0	11.1	1.57	.61	.75	.89	36.0	10.6	1.82	.62	.77	.91	34.0	10.0	2.09	.63	.79	.94	32.0	9.4	2.40	.65	.82	.97
	1200	565	38.5	11.3	1.57	.62	.77	.92	36.8	10.8	1.81	.63	.79	.94	34.8	10.2	2.09	.65	.81	.97	32.6	9.6	2.40	.66	.84	1.00
	1300	615	39.5	11.6	1.57	.63	.79	.94	37.4	11.0	1.81	.64	.81	.97	35.2	10.3	2.08	.66	.84	.99	33.0	9.7	2.39	.68	.87	1.00
71°F (22°C)	1100	520	40.5	11.9	1.57	.46	.59	.72	38.5	11.3	1.81	.46	.60	.74	36.4	10.7	2.08	.47	.62	.76	34.2	10.0	2.39	.47	.63	.78
	1200	565	41.0	12.0	1.57	.46	.61	.74	39.0	11.4	1.81	.47	.62	.76	37.2	10.9	2.08	.47	.63	.78	35.0	10.3	2.38	.48	.65	.81
	1300	615	42.0	12.3	1.57	.47	.62	.76	40.0	11.7	1.81	.47	.63	.78	37.8	11.1	2.07	.48	.65	.81	35.6	10.4	2.38	.49	.66	.84

HPXA19-048 - CB30M-65 - CBX32M-060 - SECOND STAGE COOLING CAPACITY

Entering Wet Bulb Temperature	Total Air Volume		Outdoor Air Temperature Entering Outdoor Coil																							
			85°F (29°C)						95°F (35°C)						105°F (41°C)						115°F (46°C)					
			Total Cooling Capacity		Comp Motor kW Input	Sensible To Total Ratio (S/T) Dry Bulb			Total Cooling Capacity		Comp Motor kW Input	Sensible To Total Ratio (S/T) Dry Bulb			Total Cooling Capacity		Comp Motor kW Input	Sensible To Total Ratio (S/T) Dry Bulb			Total Cooling Capacity		Comp Motor kW Input	Sensible To Total Ratio (S/T) Dry Bulb		
			kBtuh	kW		75°F 24°C	80°F 27°C	85°F 29°C	kBtuh	kW		75°F 24°C	80°F 27°C	85°F 29°C	kBtuh	kW		75°F 24°C	80°F 27°C	85°F 29°C	kBtuh	kW		75°F 24°C	80°F 27°C	85°F 29°C
63°F (17°C)	1400	660	47.0	13.8	2.89	.77	.91	1.00	44.5	13.0	3.24	.78	.93	1.00	42.0	12.3	3.63	.81	.96	1.00	39.0	11.4	4.06	.83	.99	1.00
	1600	755	48.5	14.2	2.90	.80	.95	1.00	46.0	13.5	3.25	.82	.97	1.00	43.0	12.6	3.64	.84	1.00	1.00	40.5	11.9	4.08	.87	1.00	1.00
	1800	850	49.5	14.5	2.92	.83	.98	1.00	47.0	13.8	3.27	.85	1.00	1.00	44.5	13.0	3.66	.88	1.00	1.00	42.0	12.3	4.10	.91	1.00	1.00
67°F (19°C)	1400	660	50.0	14.7	2.92	.60	.74	.87	47.5	13.9	3.27	.61	.76	.90	44.5	13.0	3.66	.63	.78	.93	41.5	12.2	4.10	.64	.81	.96
	1600	755	51.5	15.1	2.94	.62	.77	.92	48.5	14.2	3.29	.63	.79	.94	46.0	13.5	3.68	.65	.81	.97	42.5	12.5	4.12	.67	.85	1.00
	1800	850	52.5	15.4	2.95	.64	.80	.95	49.5	14.5	3.30	.65	.82	.98	47.0	13.8	3.69	.67	.85	1.00	43.5	12.7	4.13	.69	.89	1.00
71°F (22°C)	1400	660	53.0	15.5	2.95	.46	.59	.72	50.0	14.7	3.31	.46	.60	.73	47.5	13.9	3.70	.46	.61	.75	44.5	13.0	4.14	.47	.63	.78
	1600	755	54.5	16.0	2.97	.46	.61	.75	51.5	15.1	3.33	.47	.62	.76	48.5	14.2	3.72	.47	.63	.79	45.5	13.3	4.16	.48	.65	.82
	1800	850	55.5	16.3	2.99	.47	.63	.78	53.0	15.5	3.34	.48	.64	.80	50.0	14.7	3.74	.48	.66	.82	46.5	13.6	4.17	.49	.68	.86

HPXA19-048 - CB30M-65 - CBX32M-060 - FIRST STAGE HEATING CAPACITY

Indoor Coil Air Volume 70°F db (21°C db)		Air Temperature Entering Outdoor Coil											
		65°F (18°C)			60°F (16°C)			55°F (13°C)			50°F (10°C)		
		Total Heating Capacity		Comp. Motor kW Input	Total Heating Capacity		Comp. Motor kW Input	Total Heating Capacity		Comp. Motor kW Input	Total Heating Capacity		Comp. Motor kW Input
kBtuh	kW	kBtuh	kW		kBtuh	kW		kBtuh	kW				
1100	520	39.5	11.6	2.13	36.8	10.8	2.11	34.0	10.0	2.09	31.2	9.1	2.07
1200	565	40.1	11.8	2.07	37.4	11.0	2.05	34.6	10.1	2.03	31.8	9.3	2.01
1300	615	40.6	11.9	2.02	37.8	11.1	2.00	35.1	10.3	1.98	32.3	9.5	1.95

HPXA19-048 - CB30M-65 - CBX32M-060 - SECOND STAGE HEATING CAPACITY

Indoor Coil Air Volume 70°F db (21°C db)		Air Temperature Entering Outdoor Coil														
		65°F (18°C)			45°F (7°C)			25°F (-4°C)			5°F (-15°C)			-15°F (-26°C)		
		Total Heating Capacity		Comp. Motor kW Input	Total Heating Capacity		Comp. Motor kW Input	Total Heating Capacity		Comp. Motor kW Input	Total Heating Capacity		Comp. Motor kW Input	Total Heating Capacity		Comp. Motor kW Input
kBtuh	kW	kBtuh	kW		kBtuh	kW		kBtuh	kW		kBtuh	kW				
1400	660	54.6	16.0	3.20	41.1	12.0	2.93	26.8	7.9	2.65	18.6	5.5	2.35	9.3	2.7	1.75
1600	755	55.4	16.2	3.10	41.9	12.3	2.83	27.6	8.1	2.55	19.4	5.7	2.25	10.1	3.0	1.65
1800	850	56.1	16.4	3.03	42.6	12.5	2.76	28.3	8.3	2.48	20.1	5.9	2.18	10.8	3.2	1.58

HPXA19-048 - CB30M-65 - CBX32M-060 - HEATING PERFORMANCE AT 1600 cfm (755 L/s) Indoor Coil Air Volume

*Outdoor Temperature		Compressor Motor kW Input	Total Output	
°F	°C		kBtuh	kW
65	18	3.10	55.4	16.2
60	16	3.04	52.3	15.3
55	13	2.98	49.3	14.4
50	10	2.91	46.2	13.5
47	8	2.87	44.4	13.0
45	7	2.83	41.9	12.3
40	4	2.72	35.7	10.5
35	2	2.61	29.6	8.7
30	-1	2.58	28.6	8.4
25	-4	2.55	27.6	8.1
20	-7	2.51	26.6	7.8
17	-8	2.49	26.0	7.6
15	-9	2.47	24.8	7.3
10	-12	2.41	21.8	6.4
5	-15	2.25	19.4	5.7
0	-18	2.10	17.1	5.0
-5	-21	1.95	14.8	4.3
-10	-23	1.80	12.5	3.7
-15	-26	1.65	10.1	3.0
-20	-29	1.50	7.8	2.3

HEATING AND COOLING RATINGS

4 TON

NOTE - For Temperatures and Capacities not shown in tables, see bulletin - Cooling Unit Rating Table Correction Factor Data in Miscellaneous Engineering Data section.

HPXA19-048 - CB31MV-65 - CBX32MV-060 - FIRST STAGE COOLING CAPACITY

Entering Wet Bulb Temperature	Total Air Volume		Outdoor Air Temperature Entering Outdoor Coil																							
			85°F (29°C)						95°F (35°C)						105°F (41°C)						115°F (46°C)					
			Total Cooling Capacity		Comp Motor kW Input	Sensible To Total Ratio (S/T) Dry Bulb			Total Cooling Capacity		Comp Motor kW Input	Sensible To Total Ratio (S/T) Dry Bulb			Total Cooling Capacity		Comp Motor kW Input	Sensible To Total Ratio (S/T) Dry Bulb			Total Cooling Capacity		Comp Motor kW Input	Sensible To Total Ratio (S/T) Dry Bulb		
			kBtuh	kW		75°F 24°C	80°F 27°C	85°F 29°C	kBtuh	kW		75°F 24°C	80°F 27°C	85°F 29°C	kBtuh	kW		75°F 24°C	80°F 27°C	85°F 29°C	kBtuh	kW		75°F 24°C	80°F 27°C	85°F 29°C
63°F (17°C)	1090	515	35.6	10.4	1.58	.78	.92	1.00	33.8	9.9	1.83	.79	.95	1.00	31.8	9.3	2.10	.82	.98	1.00	30.0	8.8	2.42	.84	1.00	1.00
	1140	540	36.0	10.6	1.58	.79	.94	1.00	34.0	10.0	1.82	.80	.96	1.00	32.2	9.4	2.10	.83	.99	1.00	30.4	8.9	2.41	.86	1.00	1.00
	1205	570	36.4	10.7	1.58	.80	.95	1.00	34.6	10.1	1.82	.82	.98	1.00	32.8	9.6	2.10	.84	1.00	1.00	31.0	9.1	2.41	.87	1.00	1.00
67°F (19°C)	1090	515	37.8	11.1	1.58	.61	.75	.88	36.0	10.6	1.82	.62	.77	.91	34.0	10.0	2.09	.63	.79	.94	32.0	9.4	2.40	.64	.81	.97
	1140	540	38.5	11.3	1.57	.61	.76	.90	36.4	10.7	1.82	.62	.78	.92	34.4	10.1	2.09	.64	.80	.95	32.2	9.4	2.40	.65	.83	.98
	1205	570	38.5	11.3	1.57	.62	.77	.92	36.8	10.8	1.81	.63	.79	.94	34.8	10.2	2.09	.65	.81	.97	32.6	9.6	2.40	.66	.84	1.00
71°F (22°C)	1090	515	40.5	11.9	1.57	.46	.59	.72	38.5	11.3	1.81	.46	.60	.74	36.4	10.7	2.08	.47	.61	.76	34.2	10.0	2.39	.47	.63	.78
	1140	540	40.5	11.9	1.57	.46	.60	.73	39.0	11.4	1.81	.46	.61	.75	36.8	10.8	2.08	.47	.62	.77	34.6	10.1	2.38	.47	.64	.80
	1205	570	41.0	12.0	1.57	.46	.61	.74	39.5	11.6	1.81	.47	.62	.76	37.2	10.9	2.08	.47	.63	.79	35.0	10.3	2.38	.48	.65	.81

HPXA19-048 - CB31MV-65 - CBX32MV-060 - SECOND STAGE COOLING CAPACITY

Entering Wet Bulb Temperature	Total Air Volume		Outdoor Air Temperature Entering Outdoor Coil																							
			85°F (29°C)						95°F (35°C)						105°F (41°C)						115°F (46°C)					
			Total Cooling Capacity		Comp Motor kW Input	Sensible To Total Ratio (S/T) Dry Bulb			Total Cooling Capacity		Comp Motor kW Input	Sensible To Total Ratio (S/T) Dry Bulb			Total Cooling Capacity		Comp Motor kW Input	Sensible To Total Ratio (S/T) Dry Bulb			Total Cooling Capacity		Comp Motor kW Input	Sensible To Total Ratio (S/T) Dry Bulb		
			kBtuh	kW		75°F 24°C	80°F 27°C	85°F 29°C	kBtuh	kW		75°F 24°C	80°F 27°C	85°F 29°C	kBtuh	kW		75°F 24°C	80°F 27°C	85°F 29°C	kBtuh	kW		75°F 24°C	80°F 27°C	85°F 29°C
63°F (17°C)	1555	735	48.0	14.1	2.90	.79	.94	1.00	45.5	13.3	3.25	.81	.97	1.00	43.0	12.6	3.64	.83	.99	1.00	40.0	11.7	4.08	.87	1.00	1.00
	1625	765	48.5	14.2	2.90	.80	.95	1.00	46.0	13.5	3.26	.82	.98	1.00	43.5	12.7	3.65	.85	1.00	1.00	41.0	12.0	4.09	.88	1.00	1.00
	1725	815	49.0	14.4	2.91	.82	.97	1.00	46.5	13.6	3.26	.84	.99	1.00	44.0	12.9	3.66	.86	1.00	1.00	41.5	12.2	4.10	.90	1.00	1.00
67°F (19°C)	1555	735	51.0	14.9	2.93	.62	.76	.91	48.5	14.2	3.28	.63	.78	.93	45.5	13.3	3.68	.64	.81	.96	42.5	12.5	4.11	.66	.84	.99
	1625	765	51.5	15.1	2.94	.62	.77	.92	49.0	14.4	3.29	.63	.79	.95	46.0	13.5	3.68	.65	.82	.97	43.0	12.6	4.12	.67	.85	1.00
	1725	815	52.0	15.2	2.94	.63	.79	.94	49.5	14.5	3.30	.64	.81	.97	46.5	13.6	3.69	.66	.84	.99	43.5	12.7	4.12	.68	.87	1.00
71°F (22°C)	1555	735	54.0	15.8	2.97	.46	.60	.74	51.5	15.1	3.32	.47	.61	.76	48.5	14.2	3.72	.47	.63	.78	45.0	13.2	4.15	.48	.65	.81
	1625	765	54.5	16.0	2.97	.46	.61	.75	52.0	15.2	3.33	.47	.62	.77	49.0	14.4	3.72	.47	.64	.79	45.5	13.3	4.16	.48	.66	.82
	1725	815	55.0	16.1	2.98	.47	.62	.76	52.5	15.4	3.34	.47	.63	.79	49.5	14.5	3.73	.48	.65	.81	46.0	13.5	4.17	.49	.67	.84

HPXA19-048 - CB31MV-65 - CBX32MV-060 - FIRST STAGE HEATING CAPACITY

Indoor Coil Air Volume 70°F db (21°C db)		Air Temperature Entering Outdoor Coil															
		65°F (18°C)				60°F (16°C)				55°F (13°C)				50°F (10°C)			
		Total Heating Capacity		Comp. Motor kW Input	Total Heating Capacity		Comp. Motor kW Input	Total Heating Capacity		Comp. Motor kW Input	Total Heating Capacity		Comp. Motor kW Input	Total Heating Capacity		Comp. Motor kW Input	
kBtuh	kW	kBtuh	kW		kBtuh	kW		kBtuh	kW		kBtuh	kW					
1090	515	38.9	11.4	2.14	36.2	10.6	2.12	33.5	9.8	2.09	30.7	9.0	2.07				
1140	540	39.1	11.5	2.11	36.4	10.7	2.08	33.7	9.9	2.06	30.9	9.1	2.04				
1205	570	39.6	11.6	2.05	36.9	10.8	2.03	34.1	10.0	2.00	31.4	9.2	1.98				

HPXA19-048 - CB31MV-65 - CBX32MV-060 - SECOND STAGE HEATING CAPACITY

Indoor Coil Air Volume 70°F db (21°C db)		Air Temperature Entering Outdoor Coil																			
		65°F (18°C)				45°F (7°C)				25°F (-4°C)				5°F (-15°C)				-15°F (-26°C)			
		Total Heating Capacity		Comp. Motor kW Input	Total Heating Capacity		Comp. Motor kW Input	Total Heating Capacity		Comp. Motor kW Input	Total Heating Capacity		Comp. Motor kW Input	Total Heating Capacity		Comp. Motor kW Input					
kBtuh	kW	kBtuh	kW		kBtuh	kW		kBtuh	kW		kBtuh	kW		kBtuh	kW						
1625	765	55.3	16.2	3.08	41.7	12.2	2.81	27.4	8.0	2.53	19.1	5.6	2.23	10.0	2.9	1.63					
1720	810	56.0	16.4	3.03	42.4	12.4	2.76	28.1	8.2	2.47	19.8	5.8	2.18	10.7	3.1	1.58					

HPXA19-048 - CB31MV-65 - CBX32MV-060 - HEATING PERFORMANCE at 1625 cfm (765 L/s) Indoor Coil Air Volume

*Outdoor Temperature		Compressor Motor kW Input	Total Output	
°F	°C		kBtuh	kW
65	18	3.08	55.3	16.2
60	16	3.02	52.2	15.3
55	13	2.95	49.1	14.4
50	10	2.89	46.0	13.5
47	8	2.85	44.2	13.0
45	7	2.81	41.7	12.2
40	4	2.71	35.6	10.4
35	2	2.60	29.5	8.6
30	-1	2.57	28.4	8.3
25	-4	2.53	27.4	8.0
20	-7	2.49	26.4	7.7
17	-8	2.47	25.7	7.5
15	-9	2.45	24.5	7.2
10	-12	2.38	21.4	6.3
5	-15	2.23	19.1	5.6
0	-18	2.08	16.9	5.0
-5	-21	1.93	14.6	4.3
-10	-23	1.78	12.3	3.6
-15	-26	1.63	10.0	2.9
-20	-29	1.48	7.7	2.3

HEATING AND COOLING RATINGS

4 TON

NOTE - For Temperatures and Capacities not shown in tables, see bulletin - Cooling Unit Rating Table Correction Factor Data in Miscellaneous Engineering Data section.

HPXA19-048 - CB30U-65 - FIRST STAGE COOLING CAPACITY

Entering Wet Bulb Temperature	Total Air Volume		Outdoor Air Temperature Entering Outdoor Coil																							
			75°F (24°C)						85°F (29°C)						95°F (35°C)						105°F (41°C)					
			Total Cooling Capacity		Comp Motor kW Input	Sensible To Total Ratio (S/T) Dry Bulb			Total Cooling Capacity		Comp Motor kW Input	Sensible To Total Ratio (S/T) Dry Bulb			Total Cooling Capacity		Comp Motor kW Input	Sensible To Total Ratio (S/T) Dry Bulb			Total Cooling Capacity		Comp Motor kW Input	Sensible To Total Ratio (S/T) Dry Bulb		
			kBtuh	kW		75°F 24°C	80°F 27°C	85°F 29°C	kBtuh	kW		75°F 24°C	80°F 27°C	85°F 29°C	kBtuh	kW		75°F 24°C	80°F 27°C	85°F 29°C	kBtuh	kW		75°F 24°C	80°F 27°C	85°F 29°C
63°F (17°C)	1100	520	35.6	10.4	1.58	.78	.93	1.00	33.8	9.9	1.83	.80	.95	1.00	32.0	9.4	2.10	.82	.98	1.00	30.0	8.8	2.42	.84	1.00	1.00
	1200	565	36.4	10.7	1.58	.80	.95	1.00	34.6	10.1	1.82	.82	.98	1.00	32.8	9.6	2.10	.84	1.00	1.00	31.0	9.1	2.41	.87	1.00	1.00
	1300	615	37.2	10.9	1.58	.82	.98	1.00	35.4	10.4	1.82	.84	1.00	1.00	33.6	9.8	2.09	.87	1.00	1.00	31.8	9.3	2.40	.90	1.00	1.00
67°F (19°C)	1100	520	38.0	11.1	1.57	.61	.75	.89	36.4	10.7	1.82	.62	.77	.91	34.2	10.0	2.09	.63	.79	.94	32.2	9.4	2.40	.64	.81	.97
	1200	565	39.0	11.4	1.57	.62	.77	.92	37.0	10.8	1.81	.63	.79	.94	35.0	10.3	2.09	.64	.81	.97	32.8	9.6	2.40	.66	.84	1.00
	1300	615	39.5	11.6	1.57	.63	.79	.94	37.6	11.0	1.81	.64	.81	.97	35.6	10.4	2.08	.66	.84	.99	33.4	9.8	2.39	.68	.87	1.00
71°F (22°C)	1100	520	40.5	11.9	1.57	.46	.59	.72	39.0	11.4	1.81	.46	.60	.74	36.8	10.8	2.08	.46	.61	.76	34.6	10.1	2.39	.47	.63	.78
	1200	565	41.5	12.2	1.57	.46	.60	.74	39.5	11.6	1.81	.47	.62	.76	37.4	11.0	2.07	.47	.63	.78	35.2	10.3	2.38	.48	.65	.81
	1300	615	42.0	12.3	1.57	.47	.62	.76	40.0	11.7	1.81	.47	.63	.78	38.0	11.1	2.07	.48	.64	.81	35.8	10.5	2.38	.48	.66	.84

HPXA19-048 - CB30U-65 - SECOND STAGE COOLING CAPACITY

Entering Wet Bulb Temperature	Total Air Volume		Outdoor Air Temperature Entering Outdoor Coil																							
			85°F (29°C)						95°F (35°C)						105°F (41°C)						115°F (46°C)					
			Total Cooling Capacity		Comp Motor kW Input	Sensible To Total Ratio (S/T) Dry Bulb			Total Cooling Capacity		Comp Motor kW Input	Sensible To Total Ratio (S/T) Dry Bulb			Total Cooling Capacity		Comp Motor kW Input	Sensible To Total Ratio (S/T) Dry Bulb			Total Cooling Capacity		Comp Motor kW Input	Sensible To Total Ratio (S/T) Dry Bulb		
			kBtuh	kW		75°F 24°C	80°F 27°C	85°F 29°C	kBtuh	kW		75°F 24°C	80°F 27°C	85°F 29°C	kBtuh	kW		75°F 24°C	80°F 27°C	85°F 29°C	kBtuh	kW		75°F 24°C	80°F 27°C	85°F 29°C
63°F (17°C)	1400	660	47.0	13.8	2.89	.77	.91	1.00	44.5	13.0	3.24	.78	.94	1.00	42.0	12.3	3.63	.81	.96	1.00	39.0	11.4	4.06	.83	.99	1.00
	1600	755	48.5	14.2	2.90	.80	.95	1.00	46.0	13.5	3.26	.82	.98	1.00	43.5	12.7	3.65	.84	1.00	1.00	41.0	12.0	4.09	.87	1.00	1.00
	1800	850	49.5	14.5	2.92	.83	.99	1.00	47.0	13.8	3.27	.85	1.00	1.00	45.0	13.2	3.67	.88	1.00	1.00	42.0	12.3	4.11	.91	1.00	1.00
67°F (19°C)	1400	660	50.0	14.7	2.92	.60	.74	.87	47.5	13.9	3.28	.61	.76	.90	45.0	13.2	3.66	.62	.78	.93	42.0	12.3	4.10	.64	.80	.96
	1600	755	51.5	15.1	2.94	.62	.77	.92	49.0	14.4	3.29	.63	.79	.94	46.0	13.5	3.68	.65	.82	.97	43.0	12.6	4.12	.66	.85	1.00
	1800	850	53.0	15.5	2.95	.64	.80	.96	50.0	14.7	3.31	.65	.82	.98	47.0	13.8	3.70	.67	.85	1.00	43.5	12.7	4.13	.69	.89	1.00
71°F (22°C)	1400	660	53.0	15.5	2.96	.46	.59	.71	50.5	14.8	3.31	.46	.60	.73	47.5	13.9	3.70	.46	.61	.75	44.5	13.0	4.14	.47	.63	.78
	1600	755	54.5	16.0	2.98	.46	.61	.75	52.0	15.2	3.33	.47	.62	.76	49.0	14.4	3.72	.47	.63	.79	46.0	13.5	4.16	.48	.65	.82
	1800	850	56.0	16.4	2.99	.47	.62	.78	53.0	15.5	3.35	.48	.64	.80	50.0	14.7	3.74	.48	.66	.82	47.0	13.8	4.18	.49	.68	.86

HPXA19-048 - CB30U-65 - FIRST STAGE HEATING CAPACITY

Indoor Coil Air Volume 70°F db (21°C db)		Air Temperature Entering Outdoor Coil											
		65°F (18°C)			60°F (16°C)			55°F (13°C)			50°F (10°C)		
		Total Heating Capacity		Comp. Motor kW Input	Total Heating Capacity		Comp. Motor kW Input	Total Heating Capacity		Comp. Motor kW Input	Total Heating Capacity		Comp. Motor kW Input
kBtuh	kW	kBtuh	kW		kBtuh	kW		kBtuh	kW				
1100	520	39.7	11.6	2.13	36.9	10.8	2.11	34.2	10.0	2.09	31.4	9.2	2.07
1200	565	40.0	11.7	2.07	37.2	10.9	2.05	34.4	10.1	2.03	31.7	9.3	2.00
1300	615	40.6	11.9	2.02	37.8	11.1	2.00	35.1	10.3	1.97	32.3	9.5	1.95

HPXA19-048 - CB30U-65 - SECOND STAGE HEATING CAPACITY

Indoor Coil Air Volume 70°F db (21°C db)		Air Temperature Entering Outdoor Coil														
		65°F (18°C)		45°F (7°C)		25°F (-4°C)		5°F (-15°C)		-15°F (-26°C)						
		Total Heating Capacity		Comp. Motor kW Input	Total Heating Capacity		Comp. Motor kW Input	Total Heating Capacity		Comp. Motor kW Input	Total Heating Capacity		Comp. Motor kW Input			
kBtuh	kW	kBtuh	kW		kBtuh	kW		kBtuh	kW		kBtuh	kW				
1400	660	54.7	16.0	3.19	41.2	12.1	2.92	26.9	7.9	2.63	18.7	5.5	2.34	9.4	2.8	1.74
1600	755	55.4	16.2	3.10	41.9	12.3	2.82	27.6	8.1	2.54	19.4	5.7	2.25	10.1	3.0	1.65
1800	850	56.1	16.4	3.03	42.6	12.5	2.75	28.3	8.3	2.47	20.1	5.9	2.18	10.8	3.2	1.58

HPXA19-048 - CB30U-65 - HEATING PERFORMANCE at 1600 cfm (755 L/s) Indoor Coil Air Volume

*Outdoor Temperature		Compressor Motor kW Input	Total Output	
°F	°C		kBtuh	kW
65	18	3.10	55.4	16.2
60	16	3.03	52.3	15.3
55	13	2.97	49.3	14.4
50	10	2.91	46.2	13.5
47	8	2.87	44.4	13.0
45	7	2.82	41.9	12.3
40	4	2.71	35.8	10.5
35	2	2.60	29.6	8.7
30	-1	2.57	28.6	8.4
25	-4	2.54	27.6	8.1
20	-7	2.51	26.6	7.8
17	-8	2.49	26.0	7.6
15	-9	2.46	24.8	7.3
10	-12	2.40	21.8	6.4
5	-15	2.25	19.4	5.7
0	-18	2.10	17.1	5.0
-5	-21	1.95	14.8	4.3
-10	-23	1.80	12.5	3.7
-15	-26	1.65	10.1	3.0
-20	-29	1.49	7.8	2.3

HEATING AND COOLING RATINGS

4 TON

NOTE - For Temperatures and Capacities not shown in tables, see bulletin - Cooling Unit Rating Table Correction Factor Data in Miscellaneous Engineering Data section.

HPXA19-048 - CB31MV-51 - CBX32MV-048 - FIRST STAGE COOLING CAPACITY

Entering Wet Bulb Temperature	Total Air Volume		Outdoor Air Temperature Entering Outdoor Coil																							
			75°F (24°C)						85°F (29°C)						95°F (35°C)						105°F (41°C)					
			Total Cooling Capacity		Comp Motor kW Input	Sensible To Total Ratio (S/T) Dry Bulb			Total Cooling Capacity		Comp Motor kW Input	Sensible To Total Ratio (S/T) Dry Bulb			Total Cooling Capacity		Comp Motor kW Input	Sensible To Total Ratio (S/T) Dry Bulb			Total Cooling Capacity		Comp Motor kW Input	Sensible To Total Ratio (S/T) Dry Bulb		
			kBtuh	kW		75°F 24°C	80°F 27°C	85°F 29°C	kBtuh	kW		75°F 24°C	80°F 27°C	85°F 29°C	kBtuh	kW		75°F 24°C	80°F 27°C	85°F 29°C	kBtuh	kW		75°F 24°C	80°F 27°C	85°F 29°C
63°F (17°C)	1090	515	35.4	10.4	1.58	.78	.93	1.00	33.6	9.8	1.83	.80	.95	1.00	31.8	9.3	2.10	.82	.98	1.00	29.8	8.7	2.42	.84	1.00	1.00
	1140	540	35.8	10.5	1.58	.79	.94	1.00	34.0	10.0	1.82	.81	.97	1.00	32.2	9.4	2.10	.83	.99	1.00	30.4	8.9	2.41	.86	1.00	1.00
	1205	570	36.2	10.6	1.58	.80	.96	1.00	34.4	10.1	1.82	.82	.98	1.00	32.6	9.6	2.10	.85	1.00	1.00	30.8	9.0	2.41	.88	1.00	1.00
67°F (19°C)	1090	515	38.0	11.1	1.58	.61	.75	.89	36.0	10.6	1.82	.62	.77	.91	34.0	10.0	2.09	.63	.79	.94	32.0	9.4	2.40	.64	.81	.97
	1140	540	38.5	11.3	1.58	.61	.76	.90	36.4	10.7	1.82	.62	.78	.93	34.4	10.1	2.09	.64	.80	.96	32.2	9.4	2.40	.65	.83	.99
	1205	570	39.0	11.4	1.57	.62	.77	.92	37.0	10.8	1.81	.63	.79	.95	34.8	10.2	2.09	.65	.82	.98	32.6	9.6	2.40	.66	.85	1.00
71°F (22°C)	1090	515	40.5	11.9	1.57	.45	.59	.72	38.5	11.3	1.81	.46	.60	.74	36.4	10.7	2.08	.46	.61	.76	34.2	10.0	2.39	.47	.63	.78
	1140	540	41.0	12.0	1.57	.46	.60	.73	39.0	11.4	1.81	.46	.61	.75	36.8	10.8	2.08	.46	.62	.77	34.6	10.1	2.38	.47	.64	.80
	1205	570	41.5	12.2	1.57	.46	.61	.75	39.5	11.6	1.81	.46	.62	.77	37.2	10.9	2.07	.47	.63	.79	35.0	10.3	2.38	.47	.65	.82

HPXA19-048 - CB31MV-51 - CBX32MV-048 - SECOND STAGE COOLING CAPACITY

Entering Wet Bulb Temperature	Total Air Volume		Outdoor Air Temperature Entering Outdoor Coil																							
			85°F (29°C)						95°F (35°C)						105°F (41°C)						115°F (46°C)					
			Total Cooling Capacity		Comp Motor kW Input	Sensible To Total Ratio (S/T) Dry Bulb			Total Cooling Capacity		Comp Motor kW Input	Sensible To Total Ratio (S/T) Dry Bulb			Total Cooling Capacity		Comp Motor kW Input	Sensible To Total Ratio (S/T) Dry Bulb			Total Cooling Capacity		Comp Motor kW Input	Sensible To Total Ratio (S/T) Dry Bulb		
			kBtuh	kW		75°F 24°C	80°F 27°C	85°F 29°C	kBtuh	kW		75°F 24°C	80°F 27°C	85°F 29°C	kBtuh	kW		75°F 24°C	80°F 27°C	85°F 29°C	kBtuh	kW		75°F 24°C	80°F 27°C	85°F 29°C
63°F (17°C)	1555	735	47.5	13.9	2.90	.79	.95	1.00	45.0	13.2	3.25	.81	.97	1.00	42.5	12.5	3.63	.84	1.00	1.00	40.0	11.7	4.07	.87	1.00	1.00
	1625	765	48.0	14.1	2.90	.80	.96	1.00	45.5	13.3	3.25	.82	.99	1.00	43.0	12.6	3.64	.85	1.00	1.00	40.5	11.9	4.08	.88	1.00	1.00
	1725	815	49.0	14.4	2.91	.82	.98	1.00	46.0	13.5	3.26	.84	1.00	1.00	44.0	12.9	3.65	.87	1.00	1.00	41.0	12.0	4.09	.90	1.00	1.00
67°F (19°C)	1555	735	51.0	14.9	2.93	.62	.77	.91	48.0	14.1	3.28	.63	.79	.94	45.5	13.3	3.67	.64	.81	.97	42.5	12.5	4.11	.66	.84	1.00
	1625	765	51.5	15.1	2.94	.62	.78	.93	48.5	14.2	3.29	.64	.80	.96	45.5	13.3	3.68	.65	.82	.98	42.5	12.5	4.11	.67	.86	1.00
	1725	815	52.0	15.2	2.94	.63	.79	.95	49.0	14.4	3.30	.65	.82	.97	46.0	13.5	3.68	.66	.84	1.00	43.0	12.6	4.12	.68	.88	1.00
71°F (22°C)	1555	735	54.0	15.8	2.97	.46	.60	.74	51.0	14.9	3.32	.46	.62	.76	48.0	14.1	3.71	.47	.63	.79	45.0	13.2	4.15	.47	.65	.81
	1625	765	54.5	16.0	2.97	.46	.61	.75	51.5	15.1	3.33	.47	.62	.77	48.5	14.2	3.72	.47	.64	.80	45.5	13.3	4.16	.48	.66	.83
	1725	815	55.0	16.1	2.98	.47	.62	.77	52.0	15.2	3.33	.47	.63	.79	49.0	14.4	3.73	.48	.65	.82	46.0	13.5	4.17	.48	.67	.85

HPXA19-048 - CB31MV-51 - CBX32MV-048 - FIRST STAGE HEATING CAPACITY

Indoor Coil Air Volume 70°F db (21°C db)	Air Temperature Entering Outdoor Coil															
	65°F (18°C)				60°F (16°C)				55°F (13°C)				50°F (10°C)			
	Total Heating Capacity		Comp. Motor kW Input	Total Heating Capacity		Comp. Motor kW Input	Total Heating Capacity		Comp. Motor kW Input	Total Heating Capacity		Comp. Motor kW Input	Total Heating Capacity		Comp. Motor kW Input	
cfm	L/s	kBtuh		kW	kBtuh		kW	kBtuh		kW	kBtuh		kW	kBtuh		kW
1090	515		39.0	11.4	2.12	36.3	10.6	2.10	33.5	9.8	2.07	30.8	9.0	2.05		
1140	540		39.3	11.5	2.09	36.5	10.7	2.07	33.8	9.9	2.04	31.0	9.1	2.01		
1205	570		39.6	11.6	2.05	36.9	10.8	2.03	34.1	10.0	2.00	31.4	9.2	1.98		

HPXA19-048 - CB31MV-51 - CBX32MV-048 - SECOND STAGE HEATING CAPACITY

Indoor Coil Air Volume 70°F db (21°C db)	Air Temperature Entering Outdoor Coil																			
	65°F (18°C)				45°F (7°C)				25°F (-4°C)				5°F (-15°C)				-15°F (-26°C)			
	Total Heating Capacity		Comp. Motor kW Input	Total Heating Capacity		Comp. Motor kW Input	Total Heating Capacity		Comp. Motor kW Input	Total Heating Capacity		Comp. Motor kW Input	Total Heating Capacity		Comp. Motor kW Input					
cfm	L/s	kBtuh		kW	kBtuh		kW	kBtuh		kW	kBtuh		kW	kBtuh		kW	kBtuh	kW		
1560	735		55.3	16.2	3.09	41.7	12.2	2.82	27.3	8.0	2.54	19.0	5.6	2.26	9.8	2.9	1.66			
1625	765		55.6	16.3	3.06	42.0	12.3	2.79	27.6	8.1	2.51	19.3	5.7	2.23	10.1	3.0	1.63			
1720	810		56.0	16.4	3.03	42.4	12.4	2.76	28.0	8.2	2.47	19.7	5.8	2.19	10.5	3.1	1.59			

HPXA19-048 - CB31MV-51 - CBX32MV-048 - HEATING PERFORMANCE AT 1625 cfm (765 L/s) Indoor Coil Air Volume

*Outdoor Temperature		Compressor Motor kW Input	Total Output	
°F	°C		kBtuh	kW
65	18	3.06	55.6	16.3
60	16	3.00	52.5	15.4
55	13	2.94	49.4	14.5
50	10	2.87	46.3	13.6
47	8	2.84	44.5	13.0
45	7	2.79	42.0	12.3
40	4	2.68	35.8	10.5
35	2	2.57	29.6	8.7
30	-1	2.54	28.6	8.4
25	-4	2.51	27.6	8.1
20	-7	2.48	26.6	7.8
17	-8	2.46	26.0	7.6
15	-9	2.44	24.7	7.2
10	-12	2.37	21.6	6.3
5	-15	2.23	19.3	5.7
0	-18	2.08	17.0	5.0
-5	-21	1.93	14.7	4.3
-10	-23	1.78	12.4	3.6
-15	-26	1.63	10.1	3.0
-20	-29	1.48	7.8	2.3

HEATING AND COOLING RATINGS

4 TON

NOTE - For Temperatures and Capacities not shown in tables, see bulletin - Cooling Unit Rating Table Correction Factor Data in Miscellaneous Engineering Data section.

HPXA19-048 - C33-62D - CX34-62D-6F - FIRST STAGE COOLING CAPACITY

Entering Wet Bulb Temperature	Total Air Volume cfm L/s		Outdoor Air Temperature Entering Outdoor Coil																								
			75°F (24°C)						85°F (29°C)						95°F (35°C)						105°F (41°C)						
			Total Cooling Capacity		Comp Motor kW Input	Sensible To Total Ratio (S/T) Dry Bulb			Total Cooling Capacity		Comp Motor kW Input	Sensible To Total Ratio (S/T) Dry Bulb			Total Cooling Capacity		Comp Motor kW Input	Sensible To Total Ratio (S/T) Dry Bulb			Total Cooling Capacity		Comp Motor kW Input	Sensible To Total Ratio (S/T) Dry Bulb			
			kBtuh	kW		75°F 24°C	80°F 27°C	85°F 29°C	kBtuh	kW		75°F 24°C	80°F 27°C	85°F 29°C	kBtuh	kW		75°F 24°C	80°F 27°C	85°F 29°C	kBtuh	kW		75°F 24°C	80°F 27°C	85°F 29°C	
63°F (17°C)	1100	520	36.0	10.6	1.58	.79	.93	1.00	34.2	10.0	1.82	.81	.96	1.00	32.4	9.5	2.10	.84	.99	1.00	30.6	9.0	2.41	.86	.96	1.00	1.00
	1200	565	36.8	10.8	1.58	.81	.96	1.00	35.0	10.3	1.82	.83	.99	1.00	33.2	9.7	2.09	.86	1.00	1.00	31.6	9.3	2.40	.89	1.00	1.00	
	1300	615	37.4	11.0	1.58	.83	.99	1.00	.0	.0	.00	.85	1.00	1.00	34.2	10.0	2.09	.88	1.00	1.00	32.4	9.5	2.40	.92	1.00	1.00	
67°F (19°C)	1100	520	38.5	11.3	1.57	.62	.76	.89	36.4	10.7	1.82	.64	.78	.92	34.6	10.1	2.09	.65	.81	.95	32.6	9.6	2.40	.67	.83	.99	
	1200	565	39.0	11.4	1.57	.64	.78	.92	37.2	10.9	1.81	.65	.80	.95	35.2	10.3	2.08	.67	.83	.98	33.0	9.7	2.39	.68	.86	1.00	
	1300	615	40.0	11.7	1.57	.65	.80	.95	38.0	11.1	1.81	.66	.83	.98	36.0	10.6	2.08	.68	.85	1.00	33.6	9.8	2.39	.70	.88	1.00	
71°F (22°C)	1100	520	41.0	12.0	1.57	.48	.60	.73	39.0	11.4	1.81	.48	.62	.75	37.0	10.8	2.07	.49	.63	.78	35.0	10.3	2.38	.49	.65	.80	
	1200	565	41.5	12.2	1.57	.48	.62	.75	40.0	11.7	1.81	.49	.64	.76	37.8	11.1	2.07	.49	.65	.78	35.6	10.4	2.38	.50	.67	.83	
	1300	615	42.5	12.5	1.57	.49	.63	.77	40.5	11.9	1.81	.50	.65	.80	38.5	11.3	2.07	.50	.67	.82	36.2	10.6	2.38	.51	.68	.85	

HPXA19-048 - C33-62D - CX34-62D-6F - SECOND STAGE COOLING CAPACITY

Entering Wet Bulb Temperature	Total Air Volume cfm L/s		Outdoor Air Temperature Entering Outdoor Coil																							
			85°F (29°C)						95°F (35°C)						105°F (41°C)						115°F (46°C)					
			Total Cooling Capacity		Comp Motor kW Input	Sensible To Total Ratio (S/T) Dry Bulb			Total Cooling Capacity		Comp Motor kW Input	Sensible To Total Ratio (S/T) Dry Bulb			Total Cooling Capacity		Comp Motor kW Input	Sensible To Total Ratio (S/T) Dry Bulb			Total Cooling Capacity		Comp Motor kW Input	Sensible To Total Ratio (S/T) Dry Bulb		
			kBtuh	kW		75°F 24°C	80°F 27°C	85°F 29°C	kBtuh	kW		75°F 24°C	80°F 27°C	85°F 29°C	kBtuh	kW		75°F 24°C	80°F 27°C	85°F 29°C	kBtuh	kW		75°F 24°C	80°F 27°C	85°F 29°C
63°F (17°C)	1400	660	47.5	13.9	2.89	.78	.92	1.00	45.0	13.2	3.25	.80	.94	1.00	42.5	12.5	3.64	.82	.97	1.00	40.0	11.7	4.07	.85	1.00	1.00
	1600	755	49.0	14.4	2.91	.81	.96	1.00	46.5	13.6	3.26	.83	.99	1.00	44.0	12.9	3.66	.86	1.00	1.00	41.5	12.2	4.10	.89	1.00	1.00
	1800	850	50.5	14.8	2.93	.84	.99	1.00	48.0	14.1	3.28	.86	1.00	1.00	45.5	13.3	3.68	.89	1.00	1.00	43.0	12.6	4.12	.93	1.00	1.00
67°F (19°C)	1400	660	50.5	14.8	2.93	.62	.75	.88	48.0	14.1	3.28	.63	.77	.91	45.5	13.3	3.67	.64	.79	.94	42.5	12.5	4.11	.66	.82	.97
	1600	755	52.0	15.2	2.95	.64	.78	.92	49.5	14.5	3.30	.65	.80	.95	46.5	13.6	3.69	.67	.83	.98	43.5	12.7	4.13	.69	.86	1.00
	1800	850	53.5	15.7	2.96	.66	.81	.96	50.5	14.8	3.31	.67	.84	.99	47.5	13.9	3.71	.69	.87	1.00	44.5	13.0	4.14	.71	.90	1.00
71°F (22°C)	1400	660	53.5	15.7	2.97	.47	.60	.73	51.0	14.9	3.32	.48	.61	.74	48.5	14.2	3.71	.49	.63	.76	45.5	13.3	4.16	.49	.65	.79
	1600	755	55.5	16.3	2.98	.48	.62	.76	52.5	15.4	3.34	.49	.64	.78	49.5	14.5	3.73	.50	.65	.80	46.5	13.6	4.18	.50	.67	.83
	1800	850	56.5	16.6	3.00	.49	.64	.79	54.0	15.8	3.36	.50	.66	.81	51.0	14.9	3.75	.51	.68	.84	47.5	13.9	4.19	.52	.70	.87

HPXA19-048 - C33-62D - CX34-62D-6F - FIRST STAGE HEATING CAPACITY

Indoor Coil Air Volume 70°F db (21°C db)		Air Temperature Entering Outdoor Coil											
		65°F (18°C)			60°F (16°C)			55°F (13°C)			50°F (10°C)		
		Total Heating Capacity		Comp. Motor kW Input	Total Heating Capacity		Comp. Motor kW Input	Total Heating Capacity		Comp. Motor kW Input	Total Heating Capacity		Comp. Motor kW Input
kBtuh	kW	kBtuh	kW		kBtuh	kW		kBtuh	kW				
1100	520	39.4	11.5	2.22	36.6	10.7	2.20	33.9	9.9	2.18	31.1	9.1	2.17
1200	565	39.9	11.7	2.15	37.1	10.9	2.13	34.4	10.1	2.12	31.6	9.3	2.10
1300	615	40.3	11.8	2.09	37.6	11.0	2.08	34.8	10.2	2.06	32.1	9.4	2.04

HPXA19-048 - C33-62D - CX34-62D-6F - SECOND STAGE HEATING CAPACITY

Indoor Coil Air Volume 70°F db (21°C db)		Air Temperature Entering Outdoor Coil														
		65°F (18°C)			45°F (7°C)			25°F (-4°C)			5°F (-15°C)			-15°F (-26°C)		
		Total Heating Capacity		Comp. Motor kW Input	Total Heating Capacity		Comp. Motor kW Input	Total Heating Capacity		Comp. Motor kW Input	Total Heating Capacity		Comp. Motor kW Input	Total Heating Capacity		Comp. Motor kW Input
kBtuh	kW	kBtuh	kW		kBtuh	kW		kBtuh	kW		kBtuh	kW				
1400	660	54.5	16.0	3.32	41.0	12.0	3.04	26.8	7.9	2.75	18.6	5.5	2.44	9.4	2.8	1.82
1600	755	55.2	16.2	3.22	41.7	12.2	2.94	27.5	8.1	2.64	19.3	5.7	2.34	10.1	3.0	1.71
1800	850	55.8	16.4	3.13	42.3	12.4	2.85	28.1	8.2	2.56	19.9	5.8	2.25	10.7	3.1	1.63

HPXA19-048 - C33-62D - CX34-62D-6F - HEATING PERFORMANCE at 1600 cfm (755 L/s) Indoor Coil Air Volume

*Outdoor Temperature		Compressor Motor kW Input	Total Output	
°F	°C		kBtuh	kW
65	18	3.22	55.2	16.2
60	16	3.15	52.1	15.3
55	13	3.09	49.1	14.4
50	10	3.02	46.0	13.5
47	8	2.98	44.2	13.0
45	7	2.94	41.7	12.2
40	4	2.82	35.6	10.4
35	2	2.71	29.5	8.6
30	-1	2.68	28.5	8.4
25	-4	2.64	27.5	8.1
20	-7	2.61	26.5	7.8
17	-8	2.59	25.9	7.6
15	-9	2.56	24.7	7.2
10	-12	2.50	21.6	6.3
5	-15	2.34	19.3	5.7
0	-18	2.18	17.0	5.0
-5	-21	2.02	14.7	4.3
-10	-23	1.87	12.4	3.6
-15	-26	1.71	10.1	3.0
-20	-29	1.55	7.8	2.3

HEATING AND COOLING RATINGS

4 TON

NOTE - For Temperatures and Capacities not shown in tables, see bulletin - Cooling Unit Rating Table Correction Factor Data in Miscellaneous Engineering Data section.

HPXA19-048 - C33-62D with G61MPV-60D-135 - CX34-62D-6F with G61MPV-60D-135 - FIRST STAGE COOLING CAPACITY

Entering Wet Bulb Temperature	Total Air Volume		Outdoor Air Temperature Entering Outdoor Coil																							
			75°F (24°C)						85°F (29°C)						95°F (35°C)						105°F (41°C)					
			Total Cooling Capacity		Comp Motor kW Input	Sensible To Total Ratio (S/T) Dry Bulb			Total Cooling Capacity		Comp Motor kW Input	Sensible To Total Ratio (S/T) Dry Bulb			Total Cooling Capacity		Comp Motor kW Input	Sensible To Total Ratio (S/T) Dry Bulb			Total Cooling Capacity		Comp Motor kW Input	Sensible To Total Ratio (S/T) Dry Bulb		
			kBtuh	kW		75°F 24°C	80°F 27°C	85°F 29°C	kBtuh	kW		75°F 24°C	80°F 27°C	85°F 29°C	kBtuh	kW		75°F 24°C	80°F 27°C	85°F 29°C	kBtuh	kW		75°F 24°C	80°F 27°C	85°F 29°C
63°F (17°C)	890	420	33.8	9.9	1.59	.74	.87	.99	32.2	9.4	1.83	.76	.89	1.00	.0	.0	.00	.77	.98	1.00	28.6	8.4	2.43	.79	.95	1.00
	1085	510	35.6	10.4	1.58	.78	.92	1.00	34.0	10.0	1.83	.80	.95	1.00	32.0	9.4	2.10	.82	.98	1.00	30.2	8.9	2.41	.85	1.00	1.00
	1225	580	36.8	10.8	1.58	.81	.96	1.00	35.0	10.3	1.82	.83	.99	1.00	33.2	9.7	2.09	.86	1.00	1.00	31.6	9.3	2.40	.89	1.00	1.00
67°F (19°C)	890	420	36.0	10.6	1.58	.59	.71	.83	34.4	10.1	1.82	.59	.73	.85	32.6	9.6	2.10	.61	.74	.87	30.8	9.0	2.41	.62	.76	.90
	1085	510	38.0	11.1	1.58	.61	.75	.88	36.0	10.6	1.82	.62	.77	.91	34.2	10.0	2.09	.64	.79	.94	32.2	9.4	2.40	.65	.82	.97
	1225	580	39.0	11.4	1.57	.63	.78	.92	37.2	10.9	1.81	.65	.80	.95	35.2	10.3	2.08	.66	.83	.98	33.2	9.7	2.39	.68	.86	1.00
71°F (22°C)	890	420	38.5	11.3	1.57	.45	.57	.68	36.8	10.8	1.82	.46	.58	.70	35.0	10.3	2.08	.46	.59	.71	33.0	9.7	2.40	.46	.60	.73
	1085	510	40.5	11.9	1.57	.46	.59	.72	38.5	11.3	1.81	.47	.61	.74	36.8	10.8	2.08	.47	.62	.76	34.6	10.1	2.38	.48	.64	.79
	1225	580	41.5	12.2	1.57	.48	.62	.75	40.0	11.7	1.81	.48	.63	.77	37.8	11.1	2.07	.49	.65	.78	35.6	10.4	2.38	.49	.66	.82

HPXA19-048 - C33-62D with G61MPV-60D-135 - CX34-62D-6F with G61MPV-60D-135 - SECOND STAGE COOLING CAPACITY

Entering Wet Bulb Temperature	Total Air Volume		Outdoor Air Temperature Entering Outdoor Coil																							
			85°F (29°C)						95°F (35°C)						105°F (41°C)						115°F (46°C)					
			Total Cooling Capacity		Comp Motor kW Input	Sensible To Total Ratio (S/T) Dry Bulb			Total Cooling Capacity		Comp Motor kW Input	Sensible To Total Ratio (S/T) Dry Bulb			Total Cooling Capacity		Comp Motor kW Input	Sensible To Total Ratio (S/T) Dry Bulb			Total Cooling Capacity		Comp Motor kW Input	Sensible To Total Ratio (S/T) Dry Bulb		
			kBtuh	kW		75°F 24°C	80°F 27°C	85°F 29°C	kBtuh	kW		75°F 24°C	80°F 27°C	85°F 29°C	kBtuh	kW		75°F 24°C	80°F 27°C	85°F 29°C	kBtuh	kW		75°F 24°C	80°F 27°C	85°F 29°C
63°F (17°C)	1415	670	47.5	13.9	2.89	.78	.92	1.00	45.0	13.2	3.25	.79	.94	1.00	42.5	12.5	3.64	.82	.97	1.00	40.0	11.7	4.07	.85	1.00	1.00
	1600	755	49.0	14.4	2.91	.81	.96	1.00	46.5	13.6	3.26	.83	.98	1.00	44.0	12.9	3.65	.85	1.00	1.00	41.5	12.2	4.10	.89	1.00	1.00
	1730	815	50.0	14.7	2.92	.82	.98	1.00	47.5	13.9	3.27	.85	1.00	1.00	45.0	13.2	3.67	.88	1.00	1.00	42.5	12.5	4.11	.91	1.00	1.00
67°F (19°C)	1415	670	50.5	14.8	2.93	.61	.75	.88	48.0	14.1	3.28	.63	.77	.91	45.5	13.3	3.67	.64	.79	.94	42.5	12.5	4.11	.66	.82	.97
	1600	755	52.0	15.2	2.94	.64	.78	.92	49.5	14.5	3.30	.65	.80	.95	46.5	13.6	3.69	.66	.83	.98	43.5	12.7	4.13	.68	.86	1.00
	1730	815	53.0	15.5	2.95	.65	.80	.95	50.0	14.7	3.31	.66	.82	.97	47.5	13.9	3.70	.68	.85	1.00	44.0	12.9	4.14	.70	.88	1.00
71°F (22°C)	1415	670	53.5	15.7	2.97	.47	.60	.72	51.0	14.9	3.32	.47	.61	.74	48.5	14.2	3.71	.48	.63	.76	45.5	13.3	4.16	.49	.64	.79
	1600	755	55.0	16.1	2.98	.48	.62	.75	52.5	15.4	3.34	.48	.63	.77	49.5	14.5	3.73	.49	.65	.80	46.5	13.6	4.17	.50	.67	.83
	1730	815	56.0	16.4	2.99	.49	.63	.77	53.5	15.7	3.35	.49	.65	.79	50.5	14.8	3.74	.50	.66	.82	47.0	13.8	4.18	.51	.68	.85

HPXA19-048 - C33-62D with G61MPV-60D-135 - CX34-62D-6F with G61MPV-60D-135 - FIRST STAGE HEATING CAPACITY

Indoor Coil Air Volume 70°F db (21°C db)	Air Temperature Entering Outdoor Coil															
	65°F (18°C)				60°F (16°C)				55°F (13°C)				50°F (10°C)			
	cfm	L/s	Total Heating Capacity kBtuh	kW	Comp. Motor kW Input	Total Heating Capacity kBtuh	kW	Comp. Motor kW Input	Total Heating Capacity kBtuh	kW	Comp. Motor kW Input	Total Heating Capacity kBtuh	kW	Comp. Motor kW Input		
890	420	37.6	11.0	2.40	34.9	10.2	2.37	32.2	9.4	2.35	29.5	8.6	2.33			
1085	510	38.6	11.3	2.21	35.9	10.5	2.19	33.3	9.8	2.17	30.6	9.0	2.14			
1225	580	39.4	11.5	2.13	36.8	10.8	2.10	34.1	10.0	2.08	31.4	9.2	2.06			

HPXA19-048 - C33-62D with G61MPV-60D-135 - CX34-62D-6F with G61MPV-60D-135 - SECOND STAGE HEATING CAPACITY

Indoor Coil Air Volume 70°F db (21°C db)	Air Temperature Entering Outdoor Coil																			
	65°F (18°C)				45°F (7°C)				25°F (-4°C)				5°F (-15°C)				-15°F (-26°C)			
	cfm	L/s	Total Heating Capacity kBtuh	kW	Comp. Motor kW Input	Total Heating Capacity kBtuh	kW	Comp. Motor kW Input	Total Heating Capacity kBtuh	kW	Comp. Motor kW Input	Total Heating Capacity kBtuh	kW	Comp. Motor kW Input	Total Heating Capacity kBtuh	kW	Comp. Motor kW Input			
1415	670	54.0	15.8	3.30	40.6	11.9	3.02	26.4	7.7	2.73	18.3	5.4	2.42	9.2	2.7	1.80				
1600	755	54.8	16.1	3.21	41.4	12.1	2.93	27.2	8.0	2.64	19.1	5.6	2.33	10.0	2.9	1.71				
1730	815	55.0	16.1	3.15	41.6	12.2	2.87	27.4	8.0	2.57	19.3	5.7	2.27	10.2	3.0	1.64				

HPXA19-048 - C33-62D with G61MPV-60D-135 CX34-62D-6F with G61MPV-60D-135 HEATING PERFORMANCE at 1600 cfm (755 L/s) Indoor Coil Air Volume

*Outdoor Temperature		Compressor Motor kW Input		Total Output	
°F	°C	kW Input		kBtuh	kW
65	18	3.21		54.8	16.1
60	16	3.15		51.8	15.2
55	13	3.08		48.7	14.3
50	10	3.02		45.7	13.4
47	8	2.98		43.9	12.9
45	7	2.93		41.4	12.1
40	4	2.82		35.3	10.3
35	2	2.71		29.2	8.6
30	-1	2.67		28.2	8.3
25	-4	2.64		27.2	8.0
20	-7	2.60		26.2	7.7
17	-8	2.58		25.6	7.5
15	-9	2.56		24.4	7.2
10	-12	2.49		21.3	6.2
5	-15	2.33		19.1	5.6
0	-18	2.18		16.8	4.9
-5	-21	2.02		14.5	4.2
-10	-23	1.86		12.2	3.6
-15	-26	1.71		10.0	2.9
-20	-29	1.55		7.7	2.3

HEATING AND COOLING RATINGS

4 TON

NOTE - For Temperatures and Capacities not shown in tables, see bulletin - Cooling Unit Rating Table Correction Factor Data in Miscellaneous Engineering Data section.

HPXA19-048 - C33-62D with G60UHV-60D-135 - CX34-62D-6F with G60UHV-60D-135 - FIRST STAGE COOLING CAPACITY

Entering Wet Bulb Temperature	Total Air Volume cfm L/s		Outdoor Air Temperature Entering Outdoor Coil																							
			75°F (24°C)						85°F (29°C)						95°F (35°C)						105°F (41°C)					
			Total Cooling Capacity		Comp Motor kW Input	Sensible To Total Ratio (S/T) Dry Bulb			Total Cooling Capacity		Comp Motor kW Input	Sensible To Total Ratio (S/T) Dry Bulb			Total Cooling Capacity		Comp Motor kW Input	Sensible To Total Ratio (S/T) Dry Bulb			Total Cooling Capacity		Comp Motor kW Input	Sensible To Total Ratio (S/T) Dry Bulb		
			kBtuh	kW		75°F 24°C	80°F 27°C	85°F 29°C	kBtuh	kW		75°F 24°C	80°F 27°C	85°F 29°C	kBtuh	kW		75°F 24°C	80°F 27°C	85°F 29°C	kBtuh	kW		75°F 24°C	80°F 27°C	85°F 29°C
63°F (17°C)	1065	505	35.4	10.4	1.58	.77	.92	1.00	33.8	9.9	1.83	.79	.94	1.00	31.8	9.3	2.10	.82	.97	1.00	30.0	8.8	2.42	.84	1.00	1.00
	1140	540	36.0	10.6	1.58	.79	.94	1.00	34.4	10.1	1.82	.81	.96	1.00	32.4	9.5	2.10	.84	.99	1.00	30.8	9.0	2.41	.86	1.00	1.00
	1220	575	36.8	10.8	1.58	.81	.96	1.00	35.0	10.3	1.82	.83	.99	1.00	33.2	9.7	2.09	.86	1.00	1.00	31.6	9.3	2.40	.89	1.00	1.00
67°F (19°C)	1065	505	37.8	11.1	1.58	.61	.75	.88	36.0	10.6	1.82	.62	.76	.90	34.2	10.0	2.09	.64	.79	.93	32.2	9.4	2.40	.65	.81	.96
	1140	540	38.5	11.3	1.57	.62	.76	.89	36.6	10.7	1.82	.63	.78	.92	34.6	10.1	2.09	.65	.81	.96	32.6	9.6	2.40	.66	.83	.99
	1220	575	39.0	11.4	1.57	.64	.78	.92	37.2	10.9	1.81	.65	.80	.95	35.2	10.3	2.08	.66	.83	.98	33.2	9.7	2.39	.68	.86	1.00
71°F (22°C)	1065	505	40.5	11.9	1.57	.46	.59	.72	38.5	11.3	1.81	.47	.60	.74	36.6	10.7	2.08	.47	.62	.76	34.4	10.1	2.38	.48	.63	.78
	1140	540	41.0	12.0	1.57	.47	.60	.73	39.0	11.4	1.81	.47	.62	.75	37.2	10.9	2.08	.48	.63	.78	35.0	10.3	2.38	.48	.65	.80
	1220	575	41.5	12.2	1.57	.48	.62	.75	40.0	11.7	1.81	.48	.63	.77	37.8	11.1	2.07	.49	.65	.78	35.6	10.4	2.38	.50	.66	.83

HPXA19-048 - C33-62D with G60UHV-60D-135 - CX34-62D-6F with G60UHV-60D-135 - SECOND STAGE COOLING CAPACITY

Entering Wet Bulb Temperature	Total Air Volume cfm L/s		Outdoor Air Temperature Entering Outdoor Coil																							
			85°F (29°C)						95°F (35°C)						105°F (41°C)						115°F (46°C)					
			Total Cooling Capacity		Comp Motor kW Input	Sensible To Total Ratio (S/T) Dry Bulb			Total Cooling Capacity		Comp Motor kW Input	Sensible To Total Ratio (S/T) Dry Bulb			Total Cooling Capacity		Comp Motor kW Input	Sensible To Total Ratio (S/T) Dry Bulb			Total Cooling Capacity		Comp Motor kW Input	Sensible To Total Ratio (S/T) Dry Bulb		
			kBtuh	kW		75°F 24°C	80°F 27°C	85°F 29°C	kBtuh	kW		75°F 24°C	80°F 27°C	85°F 29°C	kBtuh	kW		75°F 24°C	80°F 27°C	85°F 29°C	kBtuh	kW		75°F 24°C	80°F 27°C	85°F 29°C
63°F (17°C)	1520	720	48.5	14.2	2.90	.79	.94	1.00	46.0	13.5	3.26	.81	.96	1.00	43.5	12.7	3.65	.84	.99	1.00	40.5	11.9	4.08	.87	1.00	1.00
	1630	770	49.0	14.4	2.91	.81	.96	1.00	46.5	13.6	3.26	.83	.99	1.00	44.0	12.9	3.66	.86	1.00	1.00	41.5	12.2	4.10	.89	1.00	1.00
	1765	830	50.0	14.7	2.92	.83	.99	1.00	47.5	13.9	3.27	.85	1.00	1.00	45.0	13.2	3.67	.88	1.00	1.00	42.5	12.5	4.11	.92	1.00	1.00
67°F (19°C)	1520	720	51.0	14.9	2.94	.62	.77	.90	49.0	14.4	3.29	.64	.79	.93	46.0	13.5	3.68	.65	.81	.96	43.0	12.6	4.12	.67	.84	.99
	1630	770	52.0	15.2	2.95	.64	.78	.92	49.5	14.5	3.30	.65	.80	.95	46.5	13.6	3.69	.66	.83	.98	43.5	12.7	4.13	.68	.86	1.00
	1765	830	53.0	15.5	2.96	.65	.80	.95	50.5	14.8	3.31	.66	.83	.98	47.5	13.9	3.70	.68	.85	1.00	44.0	12.9	4.14	.70	.89	1.00
71°F (22°C)	1520	720	54.5	16.0	2.97	.47	.61	.74	52.0	15.2	3.33	.48	.62	.76	49.0	14.4	3.73	.48	.64	.78	46.0	13.5	4.17	.49	.65	.81
	1630	770	55.5	16.3	2.99	.48	.62	.76	52.5	15.4	3.34	.48	.63	.78	50.0	14.7	3.74	.49	.65	.80	46.5	13.6	4.18	.50	.67	.83
	1765	830	56.0	16.4	3.00	.49	.64	.78	53.5	15.7	3.35	.49	.65	.80	50.5	14.8	3.75	.50	.67	.83	47.0	13.8	4.19	.51	.69	.86

HPXA19-048 - C33-62D with G60UHV-60D-135 - CX34-62D-6F with G60UHV-60D-135 - FIRST STAGE HEATING CAPACITY

Indoor Coil Air Volume 70°F db (21°C db)		Air Temperature Entering Outdoor Coil											
		65°F (18°C)			60°F (16°C)			55°F (13°C)			50°F (10°C)		
		Total Heating Capacity		Comp. Motor kW Input	Total Heating Capacity		Comp. Motor kW Input	Total Heating Capacity		Comp. Motor kW Input	Total Heating Capacity		Comp. Motor kW Input
kBtuh	kW	kBtuh	kW		kBtuh	kW		kBtuh	kW				
1065	505	38.5	11.3	2.23	35.8	10.5	2.21	33.1	9.7	2.19	30.3	8.9	2.17
1140	540	38.9	11.4	2.18	36.2	10.6	2.16	33.5	9.8	2.14	30.8	9.0	2.11
1220	575	39.6	11.6	2.13	36.9	10.8	2.11	34.1	10.0	2.09	31.4	9.2	2.07

HPXA19-048 - C33-62D with G60UHV-60D-135 - CX34-62D-6F with G60UHV-60D-135 - SECOND STAGE HEATING CAPACITY

Indoor Coil Air Volume 70°F db (21°C db)		Air Temperature Entering Outdoor Coil														
		65°F (18°C)			45°F (7°C)			25°F (-4°C)			5°F (-15°C)			-15°F (-26°C)		
		Total Heating Capacity		Comp. Motor kW Input	Total Heating Capacity		Comp. Motor kW Input	Total Heating Capacity		Comp. Motor kW Input	Total Heating Capacity		Comp. Motor kW Input	Total Heating Capacity		Comp. Motor kW Input
kBtuh	kW	kBtuh	kW		kBtuh	kW		kBtuh	kW		kBtuh	kW				
1520	715	54.1	15.9	3.24	40.7	11.9	2.96	26.5	7.8	2.67	18.4	5.4	2.36	9.4	2.8	1.74
1630	770	54.6	16.0	3.19	41.2	12.1	2.91	27.0	7.9	2.62	18.9	5.5	2.31	9.9	2.9	1.69
1765	830	55.1	16.1	3.14	41.7	12.2	2.86	27.5	8.1	2.57	19.4	5.7	2.26	10.4	3.0	1.64

**HPXA19-048 - C33-62D with G60UHV-60D-135
CX34-62D-6F with G60UHV-60D-135
HEATING PERFORMANCE at 1630 cfm (770 L/s) Indoor Coil Air Volume**

*Outdoor Temperature		Compressor Motor kW Input		Total Output	
°F	°C	kW Input		kBtuh	kW
65	18	3.19		54.6	16.0
60	16	3.13		51.6	15.1
55	13	3.06		48.5	14.2
50	10	3.00		45.5	13.3
47	8	2.96		43.7	12.8
45	7	2.91		41.2	12.1
40	4	2.81		35.1	10.3
35	2	2.70		29.0	8.5
30	-1	2.66		28.0	8.2
25	-4	2.62		27.0	7.9
20	-7	2.58		26.0	7.6
17	-8	2.56		25.4	7.4
15	-9	2.53		24.2	7.1
10	-12	2.47		21.2	6.2
5	-15	2.31		18.9	5.5
0	-18	2.16		16.7	4.9
-5	-21	2.00		14.4	4.2
-10	-23	1.85		12.1	3.5
-15	-26	1.69		9.9	2.9
-20	-29	1.54		7.6	2.2

HEATING AND COOLING RATINGS

4 TON

NOTE - For Temperatures and Capacities not shown in tables, see bulletin - Cooling Unit Rating Table Correction Factor Data in Miscellaneous Engineering Data section.

HPXA19-048 - CR26-48N/W-F - FIRST STAGE COOLING CAPACITY

Entering Wet Bulb Temperature	Total Air Volume		Outdoor Air Temperature Entering Outdoor Coil																							
			75°F (24°C)						85°F (29°C)						95°F (35°C)						105°F (41°C)					
			Total Cooling Capacity		Comp Motor kW Input	Sensible To Total Ratio (S/T) Dry Bulb			Total Cooling Capacity		Comp Motor kW Input	Sensible To Total Ratio (S/T) Dry Bulb			Total Cooling Capacity		Comp Motor kW Input	Sensible To Total Ratio (S/T) Dry Bulb			Total Cooling Capacity		Comp Motor kW Input	Sensible To Total Ratio (S/T) Dry Bulb		
			kBtuh	kW		75°F 24°C	80°F 27°C	85°F 29°C	kBtuh	kW		75°F 24°C	80°F 27°C	85°F 29°C	kBtuh	kW		75°F 24°C	80°F 27°C	85°F 29°C	kBtuh	kW		75°F 24°C	80°F 27°C	85°F 29°C
63°F (17°C)	1100	520	34.8	10.2	1.58	.78	.92	1.00	33.0	9.7	1.83	.80	.95	1.00	31.4	9.2	2.11	.82	.98	1.00	29.4	8.6	2.42	.85	1.00	1.00
	1200	565	35.4	10.4	1.58	.80	.95	1.00	33.8	9.9	1.83	.82	.97	1.00	32.0	9.4	2.10	.84	1.00	1.00	30.2	8.9	2.42	.88	1.00	1.00
	1300	615	36.0	10.6	1.58	.82	.97	1.00	34.4	10.1	1.82	.84	.99	1.00	32.6	9.6	2.10	.87	1.00	1.00	31.0	9.1	2.41	.90	1.00	1.00
67°F (19°C)	1100	520	37.2	10.9	1.58	.62	.75	.88	35.6	10.4	1.82	.63	.77	.91	33.6	9.8	2.09	.64	.79	.94	31.6	9.3	2.40	.66	.82	.97
	1200	565	37.8	11.1	1.58	.63	.77	.91	36.2	10.6	1.82	.64	.79	.94	34.2	10.0	2.09	.66	.81	.97	32.2	9.4	2.40	.67	.84	.99
	1300	615	38.5	11.3	1.57	.64	.79	.94	36.8	10.8	1.82	.65	.81	.96	34.8	10.2	2.09	.67	.84	.99	32.6	9.6	2.40	.69	.87	1.00
71°F (22°C)	1100	520	39.5	11.6	1.57	.47	.60	.73	37.8	11.1	1.81	.48	.61	.74	36.0	10.6	2.08	.48	.62	.76	33.8	9.9	2.39	.49	.64	.79
	1200	565	40.0	11.7	1.57	.48	.62	.75	38.5	11.3	1.81	.48	.63	.76	36.6	10.7	2.08	.49	.64	.79	34.4	10.1	2.38	.50	.66	.81
	1300	615	41.0	12.0	1.57	.49	.63	.76	39.0	11.4	1.81	.49	.64	.78	37.2	10.9	2.08	.49	.65	.81	35.0	10.3	2.38	.50	.67	.84

HPXA19-048 - CR26-48N/W-F - SECOND STAGE COOLING CAPACITY

Entering Wet Bulb Temperature	Total Air Volume		Outdoor Air Temperature Entering Outdoor Coil																							
			85°F (29°C)						95°F (35°C)						105°F (41°C)						115°F (46°C)					
			Total Cooling Capacity		Comp Motor kW Input	Sensible To Total Ratio (S/T) Dry Bulb			Total Cooling Capacity		Comp Motor kW Input	Sensible To Total Ratio (S/T) Dry Bulb			Total Cooling Capacity		Comp Motor kW Input	Sensible To Total Ratio (S/T) Dry Bulb			Total Cooling Capacity		Comp Motor kW Input	Sensible To Total Ratio (S/T) Dry Bulb		
			kBtuh	kW		75°F 24°C	80°F 27°C	85°F 29°C	kBtuh	kW		75°F 24°C	80°F 27°C	85°F 29°C	kBtuh	kW		75°F 24°C	80°F 27°C	85°F 29°C	kBtuh	kW		75°F 24°C	80°F 27°C	85°F 29°C
63°F (17°C)	1400	660	45.5	13.3	2.87	.77	.91	1.00	43.5	12.7	3.22	.79	.93	1.00	41.0	12.0	3.61	.81	.96	1.00	38.0	11.1	4.05	.84	.99	1.00
	1600	755	47.0	13.8	2.88	.80	.94	1.00	44.5	13.0	3.24	.82	.97	1.00	42.0	12.3	3.63	.84	.99	1.00	39.5	11.6	4.06	.87	1.00	1.00
	1800	850	48.0	14.1	2.90	.82	.98	1.00	45.5	13.3	3.25	.85	.99	1.00	43.0	12.6	3.64	.88	1.00	1.00	40.5	11.9	4.08	.91	1.00	1.00
67°F (19°C)	1400	660	48.5	14.2	2.90	.61	.74	.87	46.0	13.5	3.26	.62	.76	.89	43.5	12.7	3.65	.63	.78	.92	40.5	11.9	4.08	.65	.81	.96
	1600	755	50.0	14.7	2.92	.63	.77	.91	47.5	13.9	3.27	.64	.79	.94	44.5	13.0	3.66	.66	.82	.96	41.5	12.2	4.10	.67	.85	.99
	1800	850	51.0	14.9	2.93	.65	.80	.94	48.5	14.2	3.29	.66	.82	.97	45.5	13.3	3.68	.68	.85	.99	42.5	12.5	4.11	.70	.88	1.00
71°F (22°C)	1400	660	51.5	15.1	2.94	.47	.60	.72	49.0	14.4	3.29	.47	.60	.73	46.5	13.6	3.69	.48	.62	.75	43.5	12.7	4.13	.48	.63	.78
	1600	755	52.5	15.4	2.95	.47	.62	.75	50.0	14.7	3.31	.48	.63	.76	47.5	13.9	3.70	.49	.64	.79	44.5	13.0	4.14	.50	.66	.82
	1800	850	54.0	15.8	2.97	.49	.64	.77	51.5	15.1	3.32	.49	.65	.79	48.5	14.2	3.72	.50	.66	.82	45.5	13.3	4.16	.51	.68	.85

HPXA19-048 - CR26-48N/W-F - FIRST STAGE HEATING CAPACITY

Indoor Coil Air Volume 70°F db (21°C db)		Air Temperature Entering Outdoor Coil											
		65°F (18°C)		60°F (16°C)		55°F (13°C)		50°F (10°C)					
		Total Heating Capacity	Comp. Motor kW Input	Total Heating Capacity	Comp. Motor kW Input	Total Heating Capacity	Comp. Motor kW Input	Total Heating Capacity	Comp. Motor kW Input				
cfm	L/s	kBtuh	kW	kBtuh	kW	kBtuh	kW	kBtuh	kW	kBtuh	kW		
1100	520	39.0	11.4	2.29	36.4	10.7	2.26	33.7	9.9	2.23	31.0	9.1	2.20
1200	565	39.5	11.6	2.22	36.8	10.8	2.19	34.1	10.0	2.16	31.5	9.2	2.13
1300	615	39.9	11.7	2.16	37.3	10.9	2.13	34.6	10.1	2.10	32.0	9.4	2.07

HPXA19-048 - CR26-48N/W-F - SECOND STAGE HEATING CAPACITY

Indoor Coil Air Volume 70°F db (21°C db)		Air Temperature Entering Outdoor Coil														
		65°F (18°C)		45°F (7°C)		25°F (-4°C)		5°F (-15°C)		-15°F (-26°C)						
		Total Heating Capacity	Comp. Motor kW Input	Total Heating Capacity	Comp. Motor kW Input	Total Heating Capacity	Comp. Motor kW Input	Total Heating Capacity	Comp. Motor kW Input	Total Heating Capacity	Comp. Motor kW Input					
cfm	L/s	kBtuh	kW	kBtuh	kW	kBtuh	kW	kBtuh	kW	kBtuh	kW					
1400	660	54.0	15.8	3.39	40.8	12.0	3.08	26.8	7.9	2.76	18.8	5.5	2.45	9.4	2.8	1.82
1600	755	54.7	16.0	3.29	41.5	12.2	2.99	27.5	8.1	2.67	19.5	5.7	2.35	10.1	3.0	1.72
1800	850	55.3	16.2	3.21	42.1	12.3	2.91	28.1	8.2	2.59	20.1	5.9	2.27	10.7	3.1	1.64

HPXA19-048 - CR26-48N/W-F - HEATING PERFORMANCE at 1600 cfm (755 L/s) Indoor Coil Air Volume

*Outdoor Temperature		Compressor Motor kW Input	Total Output	
°F	°C		kBtuh	kW
65	18	3.29	54.7	16.0
60	16	3.22	51.7	15.2
55	13	3.15	48.7	14.3
50	10	3.08	45.7	13.4
47	8	3.04	43.9	12.9
45	7	2.99	41.5	12.2
40	4	2.87	35.4	10.4
35	2	2.74	29.3	8.6
30	-1	2.71	28.4	8.3
25	-4	2.67	27.5	8.1
20	-7	2.63	26.5	7.8
17	-8	2.61	26.0	7.6
15	-9	2.58	24.8	7.3
10	-12	2.51	21.8	6.4
5	-15	2.35	19.5	5.7
0	-18	2.20	17.1	5.0
-5	-21	2.04	14.8	4.3
-10	-23	1.88	12.5	3.7
-15	-26	1.72	10.1	3.0
-20	-29	1.57	7.8	2.3

HEATING AND COOLING RATINGS

4 TON

NOTE - For Temperatures and Capacities not shown in tables, see bulletin - Cooling Unit Rating Table Correction Factor Data in Miscellaneous Engineering Data section.

HPXA19-048 - CR26-48N-F with G60DFV-60C-110 - FIRST STAGE COOLING CAPACITY

Entering Wet Bulb Temperature	Total Air Volume cfm L/s		Outdoor Air Temperature Entering Outdoor Coil																							
			75°F (24°C)						85°F (29°C)						95°F (35°C)						105°F (41°C)					
			Total Cooling Capacity		Comp. Motor kW Input	Sensible To Total Ratio (S/T) Dry Bulb			Total Cooling Capacity		Comp. Motor kW Input	Sensible To Total Ratio (S/T) Dry Bulb			Total Cooling Capacity		Comp. Motor kW Input	Sensible To Total Ratio (S/T) Dry Bulb			Total Cooling Capacity		Comp. Motor kW Input	Sensible To Total Ratio (S/T) Dry Bulb		
			kBtuh	kW		75°F 24°C	80°F 27°C	85°F 29°C	kBtuh	kW		75°F 24°C	80°F 27°C	85°F 29°C	kBtuh	kW		75°F 24°C	80°F 27°C	85°F 29°C	kBtuh	kW		75°F 24°C	80°F 27°C	85°F 29°C
63°F (17°C)	1125	530	34.8	10.2	1.58	.77	.92	1.00	33.0	9.7	1.83	.79	.95	1.00	31.2	9.1	2.11	.82	.97	1.00	29.2	8.6	2.42	.84	1.00	1.00
	1150	545	35.0	10.3	1.58	.78	.93	1.00	33.2	9.7	1.83	.80	.96	1.00	31.4	9.2	2.10	.82	.98	1.00	29.4	8.6	2.42	.85	1.00	1.00
	1310	620	36.0	10.6	1.58	.81	.97	1.00	34.2	10.0	1.82	.84	.99	1.00	32.4	9.5	2.10	.86	1.00	1.00	30.8	9.0	2.41	.89	1.00	1.00
67°F (19°C)	1125	530	37.2	10.9	1.58	.61	.75	.88	35.4	10.4	1.82	.62	.76	.91	33.6	9.8	2.09	.63	.79	.94	31.6	9.3	2.40	.65	.81	.97
	1150	545	37.4	11.0	1.58	.62	.75	.89	35.6	10.4	1.82	.62	.77	.92	33.8	9.9	2.09	.64	.79	.94	31.6	9.3	2.40	.65	.82	.97
	1310	620	38.5	11.3	1.57	.64	.79	.93	36.6	10.7	1.82	.65	.81	.96	34.6	10.1	2.09	.66	.83	.98	32.6	9.6	2.40	.68	.86	1.00
71°F (22°C)	1125	530	39.5	11.6	1.57	.46	.60	.72	37.8	11.1	1.81	.46	.60	.74	35.8	10.5	2.08	.46	.62	.76	33.8	9.9	2.39	.47	.63	.78
	1150	545	39.5	11.6	1.57	.46	.60	.73	38.0	11.1	1.81	.47	.61	.74	36.0	10.6	2.08	.47	.62	.76	34.0	10.0	2.39	.48	.63	.79
	1310	620	40.5	11.9	1.57	.48	.62	.76	39.0	11.4	1.81	.48	.63	.78	37.0	10.8	2.08	.48	.65	.80	34.8	10.2	2.38	.49	.66	.83

HPXA19-048 - CR26-48N-F with G60DFV-60C-110 - SECOND STAGE COOLING CAPACITY

Entering Wet Bulb Temperature	Total Air Volume cfm L/s		Outdoor Air Temperature Entering Outdoor Coil																							
			85°F (29°C)						95°F (35°C)						105°F (41°C)						115°F (46°C)					
			Total Cooling Capacity		Comp. Motor kW Input	Sensible To Total Ratio (S/T) Dry Bulb			Total Cooling Capacity		Comp. Motor kW Input	Sensible To Total Ratio (S/T) Dry Bulb			Total Cooling Capacity		Comp. Motor kW Input	Sensible To Total Ratio (S/T) Dry Bulb			Total Cooling Capacity		Comp. Motor kW Input	Sensible To Total Ratio (S/T) Dry Bulb		
			kBtuh	kW		75°F 24°C	80°F 27°C	85°F 29°C	kBtuh	kW		75°F 24°C	80°F 27°C	85°F 29°C	kBtuh	kW		75°F 24°C	80°F 27°C	85°F 29°C	kBtuh	kW		75°F 24°C	80°F 27°C	85°F 29°C
63°F (17°C)	1560	735	48.5	14.2	2.56	.77	.91	1.00	44.0	12.9	3.23	.80	.96	1.00	41.5	12.2	3.62	.83	.98	1.00	39.0	11.4	4.06	.86	1.00	1.00
	1640	775	49.0	14.4	2.56	.78	.92	1.00	44.5	13.0	3.24	.82	.97	1.00	42.0	12.3	3.63	.84	.99	1.00	39.5	11.6	4.06	.88	1.00	1.00
	1855	875	50.0	14.7	2.57	.81	.96	1.00	45.5	13.3	3.25	.85	1.00	1.00	43.0	12.6	3.64	.88	1.00	1.00	40.5	11.9	4.08	.91	1.00	1.00
67°F (19°C)	1560	735	51.5	15.1	2.59	.61	.75	.87	47.0	13.8	3.27	.63	.78	.92	44.5	13.0	3.66	.64	.80	.95	41.5	12.2	4.10	.66	.83	.98
	1640	775	52.0	15.2	2.60	.62	.76	.89	47.5	13.9	3.28	.64	.79	.94	45.0	13.2	3.67	.65	.82	.97	42.0	12.3	4.10	.67	.85	.99
	1855	875	53.0	15.5	2.61	.64	.78	.93	48.5	14.2	3.29	.66	.82	.97	45.5	13.3	3.68	.68	.85	.99	42.5	12.5	4.11	.70	.89	1.00
71°F (22°C)	1560	735	54.5	16.0	2.62	.47	.60	.72	50.0	14.7	3.30	.47	.62	.75	47.0	13.8	3.70	.48	.63	.77	44.0	12.9	4.14	.49	.65	.80
	1640	775	55.0	16.1	2.63	.47	.61	.73	50.5	14.8	3.31	.48	.63	.77	47.5	13.9	3.70	.48	.64	.79	44.5	13.0	4.14	.49	.66	.82
	1855	875	56.0	16.4	2.64	.48	.62	.76	51.5	15.1	3.32	.49	.65	.80	48.5	14.2	3.72	.49	.66	.82	45.5	13.3	4.16	.50	.68	.86

HPXA19-048 - CR26-48N-F with G60DFV-60C-110 - FIRST STAGE HEATING CAPACITY

Indoor Coil Air Volume 70°F db (21°C db)	Air Volume cfm L/s		Air Temperature Entering Outdoor Coil											
			65°F (18°C)			60°F (16°C)			55°F (13°C)			50°F (10°C)		
			Total Heating Capacity		Comp. Motor kW Input	Total Heating Capacity		Comp. Motor kW Input	Total Heating Capacity		Comp. Motor kW Input	Total Heating Capacity		Comp. Motor kW Input
kBtuh	kW	kBtuh	kW	kBtuh		kW	kBtuh		kW					
1125	530	38.4	11.3	2.24	35.7	10.5	2.21	33.1	9.7	2.18	30.4	8.9	2.15	
1150	545	38.5	11.3	2.22	35.8	10.5	2.19	33.2	9.7	2.16	30.5	8.9	2.13	
1310	620	39.3	11.5	2.14	36.7	10.8	2.11	34.0	10.0	2.08	31.3	9.2	2.05	

HPXA19-048 - CR26-48N-F with G60DFV-60C-110 - SECOND STAGE HEATING CAPACITY

Indoor Coil Air Volume 70°F db (21°C db)	Air Volume cfm L/s		Air Temperature Entering Outdoor Coil														
			65°F (18°C)			45°F (7°C)			25°F (-4°C)			5°F (-15°C)			-15°F (-26°C)		
			Total Heating Capacity		Comp. Motor kW Input	Total Heating Capacity		Comp. Motor kW Input	Total Heating Capacity		Comp. Motor kW Input	Total Heating Capacity		Comp. Motor kW Input	Total Heating Capacity		Comp. Motor kW Input
kBtuh	kW	kBtuh	kW	kBtuh		kW	kBtuh		kW	kBtuh		kW					
1560	735	54.0	15.8	3.30	40.8	12.0	3.00	26.8	7.9	2.68	18.8	5.5	2.37	9.6	2.8	1.75	
1640	775	54.3	15.9	3.26	41.1	12.0	2.96	27.1	7.9	2.65	19.1	5.6	2.34	9.9	2.9	1.71	
1855	875	54.9	16.1	3.18	41.7	12.2	2.88	27.7	8.1	2.57	19.7	5.8	2.26	10.5	3.1	1.63	

HPXA19-048 - CR26-48N-F with G60DFV-60C-110 - HEATING PERFORMANCE at 1640 cfm (775 L/s) Indoor Coil Air Volume

*Outdoor Temperature		Compressor Motor kW Input	Total Output	
°F	°C		kBtuh	kW
65	18	3.26	54.3	15.9
60	16	3.19	51.3	15.0
55	13	3.12	48.3	14.2
50	10	3.05	45.3	13.3
47	8	3.01	43.5	12.7
45	7	2.96	41.1	12.0
40	4	2.84	35.1	10.3
35	2	2.72	29.0	8.5
30	-1	2.69	28.1	8.2
25	-4	2.65	27.1	7.9
20	-7	2.61	26.1	7.6
17	-8	2.59	25.6	7.5
15	-9	2.56	24.4	7.2
10	-12	2.49	21.4	6.3
5	-15	2.34	19.1	5.6
0	-18	2.18	16.8	4.9
-5	-21	2.02	14.5	4.2
-10	-23	1.87	12.2	3.6
-15	-26	1.71	9.9	2.9
-20	-29	1.56	7.7	2.3

HEATING AND COOLING RATINGS

4 TON

NOTE - For Temperatures and Capacities not shown in tables, see bulletin - Cooling Unit Rating Table Correction Factor Data in Miscellaneous Engineering Data section.

HPXA19-048 - CH33-62D-2F - FIRST STAGE COOLING CAPACITY

Entering Wet Bulb Temperature	Total Air Volume		Outdoor Air Temperature Entering Outdoor Coil																							
			75°F (24°C)						85°F (29°C)						95°F (35°C)						105°F (41°C)					
			Total Cooling Capacity		Comp Motor kW Input	Sensible To Total Ratio (S/T) Dry Bulb			Total Cooling Capacity		Comp Motor kW Input	Sensible To Total Ratio (S/T) Dry Bulb			Total Cooling Capacity		Comp Motor kW Input	Sensible To Total Ratio (S/T) Dry Bulb			Total Cooling Capacity		Comp Motor kW Input	Sensible To Total Ratio (S/T) Dry Bulb		
			kBtuh	kW		75°F 24°C	80°F 27°C	85°F 29°C	kBtuh	kW		75°F 24°C	80°F 27°C	85°F 29°C	kBtuh	kW		75°F 24°C	80°F 27°C	85°F 29°C	kBtuh	kW		75°F 24°C	80°F 27°C	85°F 29°C
63°F (17°C)	1100	520	35.6	10.4	1.58	.78	.92	1.00	33.8	9.9	1.83	.80	.95	1.00	32.0	9.4	2.10	.83	.98	1.00	30.2	8.9	2.42	.85	1.00	1.00
	1200	565	36.4	10.7	1.58	.80	.95	1.00	34.6	10.1	1.82	.82	.98	1.00	32.8	9.6	2.10	.85	1.00	1.00	31.0	9.1	2.41	.88	1.00	1.00
	1300	615	37.0	10.8	1.58	.82	.98	1.00	35.2	10.3	1.82	.84	1.00	1.00	33.6	9.8	2.09	.87	1.00	1.00	31.8	9.3	2.40	.90	1.00	1.00
67°F (19°C)	1100	520	38.0	11.1	1.58	.62	.76	.89	36.2	10.6	1.82	.63	.77	.91	34.2	10.0	2.09	.64	.80	.94	32.2	9.4	2.40	.66	.82	.97
	1200	565	39.0	11.4	1.57	.63	.78	.91	37.0	10.8	1.82	.65	.80	.94	34.8	10.2	2.08	.66	.82	.97	32.8	9.6	2.40	.68	.85	1.00
	1300	615	39.5	11.6	1.57	.65	.79	.94	37.6	11.0	1.81	.66	.82	.97	35.6	10.4	2.08	.68	.84	.99	33.4	9.8	2.39	.69	.87	1.00
71°F (22°C)	1100	520	40.5	11.9	1.57	.48	.61	.73	38.5	11.3	1.81	.48	.62	.75	36.4	10.7	2.08	.49	.63	.77	34.4	10.1	2.38	.49	.65	.79
	1200	565	41.0	12.0	1.57	.48	.62	.75	39.5	11.6	1.81	.49	.63	.77	37.2	10.9	2.07	.49	.64	.79	35.2	10.3	2.38	.50	.66	.82
	1300	615	42.0	12.3	1.57	.49	.63	.77	40.0	11.7	1.81	.49	.64	.79	38.0	11.1	2.07	.50	.66	.81	35.6	10.4	2.38	.51	.68	.84

HPXA19-048 - CH33-62D-2F - SECOND STAGE COOLING CAPACITY

Entering Wet Bulb Temperature	Total Air Volume		Outdoor Air Temperature Entering Outdoor Coil																							
			85°F (29°C)						95°F (35°C)						105°F (41°C)						115°F (46°C)					
			Total Cooling Capacity		Comp Motor kW Input	Sensible To Total Ratio (S/T) Dry Bulb			Total Cooling Capacity		Comp Motor kW Input	Sensible To Total Ratio (S/T) Dry Bulb			Total Cooling Capacity		Comp Motor kW Input	Sensible To Total Ratio (S/T) Dry Bulb			Total Cooling Capacity		Comp Motor kW Input	Sensible To Total Ratio (S/T) Dry Bulb		
			kBtuh	kW		75°F 24°C	80°F 27°C	85°F 29°C	kBtuh	kW		75°F 24°C	80°F 27°C	85°F 29°C	kBtuh	kW		75°F 24°C	80°F 27°C	85°F 29°C	kBtuh	kW		75°F 24°C	80°F 27°C	85°F 29°C
63°F (17°C)	1400	660	47.0	13.8	2.89	.77	.91	1.00	44.5	13.0	3.24	.79	.93	1.00	42.0	12.3	3.63	.81	.96	1.00	39.5	11.6	4.06	.84	1.00	1.00
	1600	755	48.5	14.2	2.90	.80	.95	1.00	46.0	13.5	3.26	.82	.97	1.00	43.5	12.7	3.65	.85	1.00	1.00	41.0	12.0	4.09	.88	1.00	1.00
	1800	850	50.0	14.7	2.92	.83	.98	1.00	47.0	13.8	3.27	.85	1.00	1.00	44.5	13.0	3.67	.88	1.00	1.00	42.0	12.3	4.11	.91	1.00	1.00
67°F (19°C)	1400	660	50.0	14.7	2.92	.62	.75	.87	47.5	13.9	3.27	.63	.76	.89	45.0	13.2	3.66	.64	.78	.92	42.0	12.3	4.10	.66	.81	.96
	1600	755	51.5	15.1	2.94	.63	.77	.91	49.0	14.4	3.29	.64	.79	.94	46.0	13.5	3.68	.66	.82	.97	43.0	12.6	4.12	.68	.85	1.00
	1800	850	53.0	15.5	2.96	.65	.80	.95	50.0	14.7	3.31	.66	.82	.98	47.0	13.8	3.70	.68	.85	1.00	44.0	12.9	4.14	.70	.89	1.00
71°F (22°C)	1400	660	53.0	15.5	2.96	.47	.60	.72	50.5	14.8	3.31	.48	.61	.74	47.5	13.9	3.70	.48	.62	.76	44.5	13.0	4.15	.49	.64	.78
	1600	755	54.5	16.0	2.97	.48	.62	.75	52.0	15.2	3.33	.49	.63	.77	49.0	14.4	3.73	.50	.64	.79	46.0	13.5	4.17	.50	.66	.82
	1800	850	56.0	16.4	2.99	.49	.64	.78	53.0	15.5	3.35	.50	.65	.80	50.0	14.7	3.74	.50	.67	.83	47.0	13.8	4.18	.51	.69	.86

HPXA19-048 - CH33-62D-2F - FIRST STAGE HEATING CAPACITY

Indoor Coil Air Volume 70°F db (21°C db)		Air Temperature Entering Outdoor Coil															
		65°F (18°C)				60°F (16°C)				55°F (13°C)				50°F (10°C)			
		Total Heating Capacity		Comp. Motor kW Input	Total Heating Capacity		Comp. Motor kW Input	Total Heating Capacity		Comp. Motor kW Input	Total Heating Capacity		Comp. Motor kW Input	Total Heating Capacity		Comp. Motor kW Input	
kBtuh	kW	kBtuh	kW		kBtuh	kW		kBtuh	kW		kBtuh	kW					
1100	520	39.1	11.5	2.26	36.5	10.7	2.24	33.8	9.9	2.21	31.1	9.1	2.18				
1200	565	39.6	11.6	2.20	36.9	10.8	2.17	34.3	10.1	2.15	31.6	9.3	2.12				
1300	615	40.1	11.8	2.13	37.4	11.0	2.11	34.7	10.2	2.08	32.0	9.4	2.06				

HPXA19-048 - CH33-62D-2F - SECOND STAGE HEATING CAPACITY

Indoor Coil Air Volume 70°F db (21°C db)		Air Temperature Entering Outdoor Coil																			
		65°F (18°C)				45°F (7°C)				25°F (-4°C)				5°F (-15°C)				-15°F (-26°C)			
		Total Heating Capacity		Comp. Motor kW Input	Total Heating Capacity		Comp. Motor kW Input	Total Heating Capacity		Comp. Motor kW Input	Total Heating Capacity		Comp. Motor kW Input	Total Heating Capacity		Comp. Motor kW Input					
kBtuh	kW	kBtuh	kW		kBtuh	kW		kBtuh	kW		kBtuh	kW		kBtuh	kW						
1400	660	54.2	15.9	3.35	40.8	12.0	3.07	26.6	7.8	2.79	18.5	5.4	2.49	9.3	2.7	1.85					
1600	755	55.0	16.1	3.24	41.6	12.2	2.96	27.4	8.0	2.68	19.3	5.7	2.38	10.1	3.0	1.74					
1800	850	55.6	16.3	3.15	42.2	12.4	2.88	28.0	8.2	2.59	19.9	5.8	2.30	10.7	3.1	1.66					

HPXA19-048 - CH33-62D-2F - HEATING PERFORMANCE at 1600 cfm (755 L/s) Indoor Coil Air Volume

*Outdoor Temperature		Compressor Motor kW Input	Total Output	
°F	°C		kBtuh	kW
65	18	3.24	55.0	16.1
60	16	3.17	51.9	15.2
55	13	3.11	48.9	14.3
50	10	3.05	45.9	13.5
47	8	3.01	44.1	12.9
45	7	2.96	41.6	12.2
40	4	2.85	35.5	10.4
35	2	2.74	29.4	8.6
30	-1	2.71	28.4	8.3
25	-4	2.68	27.4	8.0
20	-7	2.65	26.5	7.8
17	-8	2.63	25.9	7.6
15	-9	2.61	24.7	7.2
10	-12	2.54	21.7	6.4
5	-15	2.38	19.3	5.7
0	-18	2.22	17.0	5.0
-5	-21	2.06	14.7	4.3
-10	-23	1.90	12.4	3.6
-15	-26	1.74	10.1	3.0
-20	-29	1.58	7.8	2.3

HEATING AND COOLING RATINGS

4 TON

NOTE - For Temperatures and Capacities not shown in tables, see bulletin - Cooling Unit Rating Table Correction Factor Data in Miscellaneous Engineering Data section.

HPXA19-048 - CH23-68 - FIRST STAGE COOLING CAPACITY

Entering Wet Bulb Temperature	Total Air Volume cfm L/s		Outdoor Air Temperature Entering Outdoor Coil																							
			75°F (24°C)						85°F (29°C)						95°F (35°C)						105°F (41°C)					
			Total Cooling Capacity		Comp Motor kW Input	Sensible To Total Ratio (S/T) Dry Bulb			Total Cooling Capacity		Comp Motor kW Input	Sensible To Total Ratio (S/T) Dry Bulb			Total Cooling Capacity		Comp Motor kW Input	Sensible To Total Ratio (S/T) Dry Bulb			Total Cooling Capacity		Comp Motor kW Input	Sensible To Total Ratio (S/T) Dry Bulb		
			kBtuh	kW		75°F 24°C	80°F 27°C	85°F 29°C	kBtuh	kW		75°F 24°C	80°F 27°C	85°F 29°C	kBtuh	kW		75°F 24°C	80°F 27°C	85°F 29°C	kBtuh	kW		75°F 24°C	80°F 27°C	85°F 29°C
63°F (17°C)	1100	520	36.0	10.6	1.58	.79	.94	1.00	34.2	10.0	1.82	.81	.96	1.00	32.4	9.5	2.10	.84	.99	1.00	30.6	9.0	2.41	.87	1.00	1.00
	1200	565	36.8	10.8	1.58	.82	.97	1.00	35.0	10.3	1.82	.84	.99	1.00	33.2	9.7	2.09	.86	1.00	1.00	31.6	9.3	2.40	.90	1.00	1.00
	1300	615	37.6	11.0	1.58	.84	.99	1.00	35.8	10.5	1.82	.86	1.00	1.00	34.2	10.0	2.09	.89	1.00	1.00	32.4	9.5	2.40	.92	1.00	1.00
67°F (19°C)	1100	520	38.5	11.3	1.57	.62	.76	.90	36.6	10.7	1.82	.63	.78	.93	34.6	10.1	2.09	.65	.81	.96	32.6	9.6	2.40	.66	.83	.99
	1200	565	39.0	11.4	1.57	.64	.79	.93	37.4	11.0	1.81	.65	.81	.95	35.2	10.3	2.08	.66	.83	.98	33.2	9.7	2.39	.68	.86	1.00
	1300	615	40.0	11.7	1.57	.65	.81	.96	38.0	11.1	1.81	.66	.83	.98	35.8	10.5	2.08	.68	.86	1.00	33.6	9.8	2.39	.70	.89	1.00
71°F (22°C)	1100	520	41.0	12.0	1.57	.48	.61	.74	39.5	11.6	1.81	.47	.62	.75	37.2	10.9	2.08	.48	.63	.78	35.0	10.3	2.38	.49	.65	.80
	1200	565	42.0	12.3	1.57	.48	.62	.76	40.0	11.7	1.81	.48	.63	.78	38.0	11.1	2.07	.49	.65	.80	35.6	10.4	2.38	.50	.67	.83
	1300	615	42.5	12.5	1.57	.49	.64	.78	40.5	11.9	1.80	.49	.65	.80	38.5	11.3	2.07	.49	.67	.83	36.2	10.6	2.38	.51	.69	.86

HPXA19-048 - CH23-68 - SECOND STAGE COOLING CAPACITY

Entering Wet Bulb Temperature	Total Air Volume cfm L/s		Outdoor Air Temperature Entering Outdoor Coil																							
			85°F (29°C)						95°F (35°C)						105°F (41°C)						115°F (46°C)					
			Total Cooling Capacity		Comp Motor kW Input	Sensible To Total Ratio (S/T) Dry Bulb			Total Cooling Capacity		Comp Motor kW Input	Sensible To Total Ratio (S/T) Dry Bulb			Total Cooling Capacity		Comp Motor kW Input	Sensible To Total Ratio (S/T) Dry Bulb			Total Cooling Capacity		Comp Motor kW Input	Sensible To Total Ratio (S/T) Dry Bulb		
			kBtuh	kW		75°F 24°C	80°F 27°C	85°F 29°C	kBtuh	kW		75°F 24°C	80°F 27°C	85°F 29°C	kBtuh	kW		75°F 24°C	80°F 27°C	85°F 29°C	kBtuh	kW		75°F 24°C	80°F 27°C	85°F 29°C
63°F (17°C)	1400	660	47.5	13.9	2.89	.78	.92	1.00	45.0	13.2	3.25	.80	.95	1.00	42.5	12.5	3.64	.83	.98	1.00	40.0	11.7	4.07	.86	1.00	1.00
	1600	755	49.0	14.4	2.91	.82	.97	1.00	46.5	13.6	3.26	.84	.99	1.00	44.0	12.9	3.66	.87	1.00	1.00	41.5	12.2	4.10	.90	1.00	1.00
	1800	850	50.5	14.8	2.93	.85	1.00	1.00	48.0	14.1	3.28	.88	1.00	1.00	46.0	13.5	3.68	.91	1.00	1.00	43.0	12.6	4.12	.94	1.00	1.00
67°F (19°C)	1400	660	50.5	14.8	2.93	.62	.76	.89	48.0	14.1	3.28	.63	.78	.92	45.5	13.3	3.67	.64	.80	.95	42.0	12.3	4.11	.66	.83	.98
	1600	755	52.0	15.2	2.95	.64	.79	.93	49.5	14.5	3.30	.65	.81	.96	46.5	13.6	3.69	.67	.84	.99	43.5	12.7	4.13	.69	.87	1.00
	1800	850	53.5	15.7	2.96	.66	.83	.97	50.5	14.8	3.31	.68	.85	.99	47.5	13.9	3.70	.69	.88	1.00	44.5	13.0	4.14	.72	.91	1.00
71°F (22°C)	1400	660	54.0	15.8	2.97	.47	.60	.73	51.5	15.1	3.32	.47	.61	.75	48.5	14.2	3.71	.48	.63	.77	45.0	13.2	4.15	.49	.65	.80
	1600	755	55.5	16.3	2.99	.48	.63	.77	52.5	15.4	3.34	.48	.64	.79	49.5	14.5	3.73	.49	.66	.81	46.5	13.6	4.17	.50	.68	.85
	1800	850	57.0	16.7	3.00	.49	.65	.80	54.0	15.8	3.36	.50	.66	.82	51.0	14.9	3.75	.50	.68	.85	47.5	13.9	4.19	.52	.71	.89

HPXA19-048 - CH23-68 - FIRST STAGE HEATING CAPACITY

Indoor Coil Air Volume 70°F db (21°C db)		Air Temperature Entering Outdoor Coil											
		65°F (18°C)			60°F (16°C)			55°F (13°C)			50°F (10°C)		
		Total Heating Capacity		Comp. Motor kW Input	Total Heating Capacity		Comp. Motor kW Input	Total Heating Capacity		Comp. Motor kW Input	Total Heating Capacity		Comp. Motor kW Input
kBtuh	kW	kBtuh	kW		kBtuh	kW		kBtuh	kW				
1100	520	40.1	11.8	2.09	37.3	10.9	2.07	34.5	10.1	2.05	31.7	9.3	2.03
1200	565	40.6	11.9	2.03	37.8	11.1	2.01	35.0	10.3	1.99	32.2	9.4	1.97
1300	615	41.1	12.0	1.98	38.3	11.2	1.96	35.5	10.4	1.94	32.7	9.6	1.92

HPXA19-048 - CH23-68 - SECOND STAGE HEATING CAPACITY

Indoor Coil Air Volume 70°F db (21°C db)		Air Temperature Entering Outdoor Coil														
		65°F (18°C)			45°F (7°C)			25°F (-4°C)			5°F (-15°C)		-15°F (-26°C)			
		Total Heating Capacity		Comp. Motor kW Input	Total Heating Capacity		Comp. Motor kW Input	Total Heating Capacity		Comp. Motor kW Input	Total Heating Capacity		Comp. Motor kW Input			
kBtuh	kW	kBtuh	kW		kBtuh	kW		kBtuh	kW							
1400	660	55.4	16.2	3.12	41.8	12.3	2.86	27.3	8.0	2.60	19.0	5.6	2.32	9.6	2.8	1.72
1600	755	56.1	16.4	3.02	42.5	12.5	2.77	28.0	8.2	2.50	19.7	5.8	2.23	10.3	3.0	1.63
1800	850	56.7	16.6	2.95	43.1	12.6	2.70	28.6	8.4	2.43	20.3	5.9	2.16	10.9	3.2	1.56

HPXA19-048 - CH23-68 - HEATING PERFORMANCE at 1600 cfm (755 L/s) Indoor Coil Air Volume

*Outdoor Temperature		Compressor Motor kW Input		Total Output	
°F	°C	kBtuh	kW	kBtuh	kW
65	18	3.02	0.88	56.1	16.4
60	16	2.96	0.86	53.0	15.5
55	13	2.90	0.84	49.9	14.6
50	10	2.85	0.83	46.8	13.7
47	8	2.81	0.81	45.0	13.2
45	7	2.77	0.80	42.5	12.5
40	4	2.66	0.77	36.2	10.6
35	2	2.56	0.74	30.0	8.8
30	-1	2.53	0.73	29.0	8.5
25	-4	2.50	0.72	28.0	8.2
20	-7	2.48	0.71	27.0	7.9
17	-8	2.46	0.70	26.4	7.7
15	-9	2.44	0.69	25.1	7.4
10	-12	2.38	0.68	22.0	6.4
5	-15	2.23	0.64	19.7	5.8
0	-18	2.08	0.60	17.3	5.1
-5	-21	1.93	0.56	15.0	4.4
-10	-23	1.78	0.51	12.6	3.7
-15	-26	1.63	0.47	10.3	3.0
-20	-29	1.48	0.43	7.9	2.3

HEATING AND COOLING RATINGS

4 TON

NOTE - For Temperatures and Capacities not shown in tables, see bulletin - Cooling Unit Rating Table Correction Factor Data in Miscellaneous Engineering Data section.

HPXA19-048 - CH33-62D-2F with G61MPV-60D-135 - FIRST STAGE COOLING CAPACITY

Entering Wet Bulb Temperature	Total Air Volume		Outdoor Air Temperature Entering Outdoor Coil																							
			75°F (24°C)						85°F (29°C)						95°F (35°C)						105°F (41°C)					
			Total Cooling Capacity		Comp Motor kW Input	Sensible To Total Ratio (S/T) Dry Bulb			Total Cooling Capacity		Comp Motor kW Input	Sensible To Total Ratio (S/T) Dry Bulb			Total Cooling Capacity		Comp Motor kW Input	Sensible To Total Ratio (S/T) Dry Bulb			Total Cooling Capacity		Comp Motor kW Input	Sensible To Total Ratio (S/T) Dry Bulb		
			kBtuh	kW		75°F 24°C	80°F 27°C	85°F 29°C	kBtuh	kW		75°F 24°C	80°F 27°C	85°F 29°C	kBtuh	kW		75°F 24°C	80°F 27°C	85°F 29°C	kBtuh	kW		75°F 24°C	80°F 27°C	85°F 29°C
63°F (17°C)	890	420	33.4	9.8	1.59	.74	.86	.98	31.8	9.3	1.84	.75	.88	1.00	30.2	8.9	2.11	.77	.91	1.00	28.2	8.3	2.43	.79	.94	1.00
	1085	510	35.4	10.4	1.58	.77	.91	1.00	33.6	9.8	1.83	.79	.94	1.00	31.8	9.3	2.10	.81	.97	1.00	29.8	8.7	2.42	.84	1.00	1.00
	1225	580	36.4	10.7	1.58	.80	.95	1.00	34.6	10.1	1.82	.82	.98	1.00	32.8	9.6	2.10	.85	1.00	1.00	31.0	9.1	2.41	.88	1.00	1.00
67°F (19°C)	890	420	35.6	10.4	1.58	.59	.71	.82	34.0	10.0	1.83	.60	.72	.84	32.2	9.4	2.10	.61	.74	.87	30.2	8.9	2.41	.62	.76	.90
	1085	510	37.6	11.0	1.58	.61	.75	.87	35.8	10.5	1.82	.62	.76	.90	34.0	10.0	2.09	.63	.78	.93	31.8	9.3	2.40	.65	.81	.96
	1225	580	39.0	11.4	1.57	.63	.77	.91	37.0	10.8	1.81	.64	.79	.94	35.0	10.3	2.08	.66	.82	.97	32.8	9.6	2.40	.67	.85	1.00
71°F (22°C)	890	420	38.0	11.1	1.58	.46	.57	.68	36.2	10.6	1.82	.46	.58	.70	34.4	10.1	2.09	.46	.59	.71	32.6	9.6	2.40	.47	.60	.73
	1085	510	40.0	11.7	1.57	.47	.60	.72	38.0	11.1	1.81	.47	.60	.73	36.2	10.6	2.08	.47	.62	.75	34.2	10.0	2.39	.48	63	.78
	1225	580	41.0	12.0	1.57	.48	.61	.75	39.5	11.6	1.81	.48	.63	.77	37.2	10.9	2.07	.49	.64	.79	35.2	10.3	2.38	.49	66	.82

HPXA19-048 - CH33-62D-2F with G61MPV-60D-135 - SECOND STAGE COOLING CAPACITY

Entering Wet Bulb Temperature	Total Air Volume		Outdoor Air Temperature Entering Outdoor Coil																							
			85°F (29°C)						95°F (35°C)						105°F (41°C)						115°F (46°C)					
			Total Cooling Capacity		Comp Motor kW Input	Sensible To Total Ratio (S/T) Dry Bulb			Total Cooling Capacity		Comp Motor kW Input	Sensible To Total Ratio (S/T) Dry Bulb			Total Cooling Capacity		Comp Motor kW Input	Sensible To Total Ratio (S/T) Dry Bulb			Total Cooling Capacity		Comp Motor kW Input	Sensible To Total Ratio (S/T) Dry Bulb		
			kBtuh	kW		75°F 24°C	80°F 27°C	85°F 29°C	kBtuh	kW		75°F 24°C	80°F 27°C	85°F 29°C	kBtuh	kW		75°F 24°C	80°F 27°C	85°F 29°C	kBtuh	kW		75°F 24°C	80°F 27°C	85°F 29°C
63°F (17°C)	1415	670	47.0	13.8	2.89	.77	.91	1.00	44.5	13.0	3.24	.79	.93	1.00	42.0	12.3	3.63	.81	.96	1.00	39.5	11.6	4.06	.84	.99	1.00
	1600	755	48.5	14.2	2.90	.80	.94	1.00	46.0	13.5	3.26	.82	.97	1.00	43.5	12.7	3.64	.84	1.00	1.00	41.0	12.0	4.09	.87	1.00	1.00
	1730	815	49.5	14.5	2.91	.81	.97	1.00	46.5	13.6	3.26	.83	.99	1.00	44.0	12.9	3.66	.86	1.00	1.00	41.5	12.2	4.10	.90	1.00	1.00
67°F (19°C)	1415	670	50.0	14.7	2.92	.61	.74	.87	47.5	13.9	3.27	.62	.76	.89	44.5	13.0	3.67	.64	.78	.92	42.0	12.3	4.10	.65	.81	.96
	1600	755	51.5	15.1	2.94	.63	.77	.91	49.0	14.4	3.29	.64	.79	.93	46.0	13.5	3.68	.66	.82	.97	43.0	12.6	4.12	.68	.85	1.00
	1730	815	52.0	15.2	2.95	.64	.79	.93	49.5	14.5	3.30	.65	.81	.96	46.5	13.6	3.69	.67	.84	.99	43.5	12.7	4.13	.69	.87	1.00
71°F (22°C)	1415	670	53.0	15.5	2.96	.47	.60	.72	50.5	14.8	3.31	.47	.61	.74	47.5	13.9	3.70	.48	.62	.76	44.5	13.0	4.15	.49	.64	.78
	1600	755	54.5	16.0	2.97	.48	.62	.75	52.0	15.2	3.33	.48	.63	.77	49.0	14.4	3.72	.49	.64	.79	46.0	13.5	4.17	.50	.66	.82
	1730	815	55.5	16.3	2.99	.48	.63	.76	52.5	15.4	3.34	.49	.64	.78	49.5	14.5	3.73	.49	.66	.81	46.5	13.6	4.18	.50	.68	.84

HPXA19-048 - CH33-62D-2F with G61MPV-60D-135 - FIRST STAGE HEATING CAPACITY

Indoor Coil Air Volume 70°F db (21°C db)	Air Temperature Entering Outdoor Coil															
	65°F (18°C)				60°F (16°C)				55°F (13°C)				50°F (10°C)			
	cfm	L/s	Total Heating Capacity kBtuh	kW	Comp. Motor kW Input	Total Heating Capacity kBtuh	kW	Comp. Motor kW Input	Total Heating Capacity kBtuh	kW	Comp. Motor kW Input	Total Heating Capacity kBtuh	kW	Comp. Motor kW Input		
890	420	37.3	10.9	2.45	34.7	10.2	2.42	32.0	9.4	2.39	29.4	8.6	2.36			
1085	510	38.4	11.3	2.26	35.8	10.5	2.23	33.1	9.7	2.20	30.5	8.9	2.17			
1225	580	39.2	11.5	2.17	36.6	10.7	2.14	33.9	9.9	2.11	31.3	9.2	2.08			

HPXA19-048 - CH33-62D-2F with G61MPV-60D-135 - SECOND STAGE HEATING CAPACITY

Indoor Coil Air Volume 70°F db (21°C db)	Air Temperature Entering Outdoor Coil																			
	65°F (18°C)				45°F (7°C)				25°F (-4°C)				5°F (-15°C)				-15°F (-26°C)			
	cfm	L/s	Total Heating Capacity kBtuh	kW	Comp. Motor kW Input	Total Heating Capacity kBtuh	kW	Comp. Motor kW Input	Total Heating Capacity kBtuh	kW	Comp. Motor kW Input	Total Heating Capacity kBtuh	kW	Comp. Motor kW Input	Total Heating Capacity kBtuh	kW	Comp. Motor kW Input			
1415	670	53.7	15.7	3.34	40.4	11.8	3.07	26.3	7.7	2.78	18.2	5.3	2.49	9.1	2.7	1.85				
1600	755	54.6	16.0	3.23	41.3	12.1	2.96	27.2	8.0	2.67	19.1	5.6	2.38	10.0	2.9	1.74				
1730	815	54.8	16.1	3.17	41.5	12.2	2.90	27.4	8.0	2.61	19.3	5.7	2.32	10.2	3.0	1.68				

HPXA19-048 - CH33-62D-2F with G61MPV-60D-135 - HEATING PERFORMANCE at 1600 cfm (755 L/s) Indoor Coil Air Volume

*Outdoor Temperature		Compressor Motor kW Input		Total Output	
°F	°C	kW Input		kBtuh	kW
65	18	3.23		54.6	16.0
60	16	3.17		51.6	15.1
55	13	3.10		48.6	14.2
50	10	3.04		45.6	13.4
47	8	3.00		43.8	12.8
45	7	2.96		41.3	12.1
40	4	2.84		35.2	10.3
35	2	2.73		29.1	8.5
30	-1	2.70		28.1	8.2
25	-4	2.67		27.2	8.0
20	-7	2.64		26.2	7.7
17	-8	2.63		25.6	7.5
15	-9	2.60		24.4	7.2
10	-12	2.54		21.4	6.3
5	-15	2.38		19.1	5.6
0	-18	2.22		16.8	4.9
-5	-21	2.06		14.5	4.2
-10	-23	1.90		12.2	3.6
-15	-26	1.74		10.0	2.9
-20	-29	1.58		7.7	2.3

HEATING AND COOLING RATINGS

4 TON

NOTE - For Temperatures and Capacities not shown in tables, see bulletin - Cooling Unit Rating Table Correction Factor Data in Miscellaneous Engineering Data section.

HPXA19-048 - CH33-62D-2F with G60UHV-60D-135 - FIRST STAGE COOLING CAPACITY

Entering Wet Bulb Temperature	Total Air Volume		Outdoor Air Temperature Entering Outdoor Coil																							
			75°F (24°C)						85°F (29°C)						95°F (35°C)						105°F (41°C)					
			Total Cooling Capacity		Comp Motor kW Input	Sensible To Total Ratio (S/T) Dry Bulb			Total Cooling Capacity		Comp Motor kW Input	Sensible To Total Ratio (S/T) Dry Bulb			Total Cooling Capacity		Comp Motor kW Input	Sensible To Total Ratio (S/T) Dry Bulb			Total Cooling Capacity		Comp Motor kW Input	Sensible To Total Ratio (S/T) Dry Bulb		
			kBtuh	kW		75°F 24°C	80°F 27°C	85°F 29°C	kBtuh	kW		75°F 24°C	80°F 27°C	85°F 29°C	kBtuh	kW		75°F 24°C	80°F 27°C	85°F 29°C	kBtuh	kW		75°F 24°C	80°F 27°C	85°F 29°C
63°F (17°C)	1065	505	35.2	10.3	1.58	.77	.91	1.00	33.4	9.8	1.83	.79	.93	1.00	31.6	9.3	2.10	.81	.96	1.00	29.6	8.7	2.42	.83	.99	1.00
	1140	540	35.8	10.5	1.58	.78	.93	1.00	34.0	10.0	1.83	.80	.96	1.00	32.0	9.4	2.10	.83	.98	1.00	30.2	8.9	2.41	.85	1.00	1.00
	1220	575	36.4	10.7	1.58	.80	.95	1.00	34.6	10.1	1.82	.82	.98	1.00	32.8	9.6	2.10	.85	1.00	1.00	31.0	9.1	2.41	.88	1.00	1.00
67°F (19°C)	1065	505	37.4	11.0	1.58	.61	.74	.87	35.6	10.4	1.82	.62	.76	.89	33.8	9.9	2.09	.63	.78	.92	31.8	9.3	2.40	.65	.80	.95
	1140	540	38.0	11.1	1.58	.62	.76	.89	36.2	10.6	1.82	.63	.77	.91	34.4	10.1	2.09	.64	.80	.94	32.2	9.4	2.40	.66	.82	.98
	1220	575	39.0	11.4	1.57	.63	.77	.91	37.0	10.8	1.81	.64	.80	.94	35.0	10.3	2.08	.66	.82	.97	32.8	9.6	2.40	.68	.85	1.00
71°F (22°C)	1065	505	40.0	11.7	1.57	.46	.59	.71	38.0	11.1	1.81	.47	.60	.73	36.0	10.6	2.08	.47	.61	.75	34.0	10.0	2.39	.48	.63	.77
	1140	540	40.5	11.9	1.57	.47	.60	.73	38.5	11.3	1.81	.47	.61	.75	36.6	10.7	2.08	.48	.63	.77	34.6	10.1	2.38	.48	.64	.79
	1220	575	41.0	12.0	1.57	.48	.62	.75	39.5	11.6	1.81	.48	.63	.77	37.2	10.9	2.07	.49	.64	.79	35.2	10.3	2.38	.50	.66	.82

HPXA19-048 - CH33-62D-2F with G60UHV-60D-135 - SECOND STAGE COOLING CAPACITY

Entering Wet Bulb Temperature	Total Air Volume		Outdoor Air Temperature Entering Outdoor Coil																							
			85°F (29°C)						95°F (35°C)						105°F (41°C)						115°F (46°C)					
			Total Cooling Capacity		Comp Motor kW Input	Sensible To Total Ratio (S/T) Dry Bulb			Total Cooling Capacity		Comp Motor kW Input	Sensible To Total Ratio (S/T) Dry Bulb			Total Cooling Capacity		Comp Motor kW Input	Sensible To Total Ratio (S/T) Dry Bulb			Total Cooling Capacity		Comp Motor kW Input	Sensible To Total Ratio (S/T) Dry Bulb		
			kBtuh	kW		75°F 24°C	80°F 27°C	85°F 29°C	kBtuh	kW		75°F 24°C	80°F 27°C	85°F 29°C	kBtuh	kW		75°F 24°C	80°F 27°C	85°F 29°C	kBtuh	kW		75°F 24°C	80°F 27°C	85°F 29°C
63°F (17°C)	1520	720	50.0	14.7	2.57	.77	.90	1.00	45.5	13.3	3.25	.80	.95	1.00	43.0	12.6	3.64	.83	.98	1.00	40.0	11.7	4.07	.86	1.00	1.00
	1630	770	51.0	14.9	2.58	.78	.92	1.00	46.0	13.5	3.26	.82	.97	1.00	43.5	12.7	3.65	.85	1.00	1.00	41.0	12.0	4.09	.88	1.00	1.00
	1765	830	52.0	15.2	2.59	.80	.95	1.00	47.0	13.8	3.27	.84	1.00	1.00	44.5	13.0	3.66	.87	1.00	1.00	42.0	12.3	4.10	.90	1.00	1.00
67°F (19°C)	1520	720	53.0	15.5	2.61	.61	.74	.87	48.5	14.2	3.28	.63	.78	.91	45.5	13.3	3.67	.64	.80	.95	42.5	12.5	4.11	.66	.83	.98
	1630	770	54.0	15.8	2.62	.62	.76	.89	49.0	14.4	3.29	.64	.79	.94	46.0	13.5	3.69	.66	.82	.97	43.0	12.6	4.12	.68	.85	1.00
	1765	830	55.0	16.1	2.63	.63	.77	.91	50.0	14.7	3.30	.66	.81	.96	47.0	13.8	3.69	.67	.84	.99	44.0	12.9	4.13	.69	.87	1.00
71°F (22°C)	1520	720	56.0	16.4	2.64	.47	.60	.72	51.0	14.9	3.32	.48	.62	.75	48.5	14.2	3.72	.48	.63	.77	45.5	13.3	4.16	.49	.65	.80
	1630	770	57.0	16.7	2.65	.47	.60	.73	52.0	15.2	3.33	.48	.63	.77	49.0	14.4	3.73	.49	.64	.79	46.0	13.5	4.17	.50	.66	.82
	1765	830	58.0	17.0	2.66	.48	.62	.75	53.0	15.5	3.34	.49	.64	.79	50.0	14.7	3.74	.50	.66	.81	46.5	13.6	4.18	.51	.68	.85

HPXA19-048 - CH33-62D-2F with G60UHV-60D-135 - FIRST STAGE HEATING CAPACITY

Indoor Coil Air Volume 70°F db (21°C db)		Air Temperature Entering Outdoor Coil											
		65°F (18°C)			60°F (16°C)			55°F (13°C)			50°F (10°C)		
		Total Heating Capacity		Comp. Motor kW Input	Total Heating Capacity		Comp. Motor kW Input	Total Heating Capacity		Comp. Motor kW Input	Total Heating Capacity		Comp. Motor kW Input
kBtuh	kW	kBtuh	kW		kBtuh	kW		kBtuh	kW				
1065	505	38.3	11.2	2.27	35.6	10.4	2.25	32.9	9.6	2.22	30.2	8.9	2.19
1140	540	38.7	11.3	2.22	36.0	10.6	2.19	33.3	9.8	2.16	30.6	9.0	2.14
1220	575	39.4	11.5	2.18	36.7	10.8	2.15	34.0	10.0	2.13	31.3	9.2	2.10

HPXA19-048 - CH33-62D-2F with G60UHV-60D-135 - SECOND STAGE HEATING CAPACITY

Indoor Coil Air Volume 70°F db (21°C db)		Air Temperature Entering Outdoor Coil														
		65°F (18°C)			45°F (7°C)			25°F (-4°C)			5°F (-15°C)			-15°F (-26°C)		
		Total Heating Capacity		Comp. Motor kW Input	Total Heating Capacity		Comp. Motor kW Input	Total Heating Capacity		Comp. Motor kW Input	Total Heating Capacity		Comp. Motor kW Input	Total Heating Capacity		Comp. Motor kW Input
kBtuh	kW	kBtuh	kW		kBtuh	kW		kBtuh	kW		kBtuh	kW				
1520	715	54.0	15.8	3.26	40.6	11.9	2.99	26.5	7.8	2.71	18.4	5.4	2.42	9.4	2.8	1.78
1630	770	54.5	16.0	3.21	41.1	12.0	2.94	27.0	7.9	2.66	18.9	5.5	2.37	9.9	2.9	1.73
1765	830	55.0	16.1	3.15	41.6	12.2	2.88	27.5	8.1	2.60	19.4	5.7	2.31	10.4	3.0	1.67

HPXA19-048 - CH33-62D-2F with G60UHV-60D-135 - HEATING PERFORMANCE at 1630 cfm (770 L/s) Indoor Coil Air Volume

*Outdoor Temperature		Compressor Motor kW Input	Total Output	
°F	°C		kBtuh	kW
65	18	3.21	54.5	16.0
60	16	3.14	51.4	15.1
55	13	3.08	48.4	14.2
50	10	3.02	45.4	13.3
47	8	2.98	43.6	12.8
45	7	2.94	41.1	12.0
40	4	2.83	35.0	10.3
35	2	2.72	29.0	8.5
30	-1	2.69	28.0	8.2
25	-4	2.66	27.0	7.9
20	-7	2.63	26.0	7.6
17	-8	2.61	25.4	7.4
15	-9	2.59	24.2	7.1
10	-12	2.52	21.1	6.2
5	-15	2.37	18.9	5.5
0	-18	2.21	16.6	4.9
-5	-21	2.05	14.4	4.2
-10	-23	1.89	12.1	3.5
-15	-26	1.73	9.9	2.9
-20	-29	1.57	7.6	2.2

HEATING AND COOLING RATINGS

5 TON

NOTE - For Temperatures and Capacities not shown in tables, see bulletin - Cooling Unit Rating Table Correction Factor Data in Miscellaneous Engineering Data section.

HPXA19-060 - CB30M-51 - CBX32M-048 - FIRST STAGE COOLING CAPACITY

Entering Wet Bulb Temperature	Total Air Volume		Outdoor Air Temperature Entering Outdoor Coil																							
			75°F (24°C)					85°F (29°C)					95°F (35°C)					105°F (41°C)								
			Total Cooling Capacity		Comp Motor kW Input	Sensible To Total Ratio (S/T) Dry Bulb			Total Cooling Capacity		Comp Motor kW Input	Sensible To Total Ratio (S/T) Dry Bulb			Total Cooling Capacity		Comp Motor kW Input	Sensible To Total Ratio (S/T) Dry Bulb			Total Cooling Capacity		Comp Motor kW Input	Sensible To Total Ratio (S/T) Dry Bulb		
			kBtuh	kW		75°F 24°C	80°F 27°C	85°F 29°C	kBtuh	kW		75°F 24°C	80°F 27°C	85°F 29°C	kBtuh	kW		75°F 24°C	80°F 27°C	85°F 29°C	kBtuh	kW		75°F 24°C	80°F 27°C	85°F 29°C
63°F (17°C)	1300	615	43.0	12.6	2.05	.77	.91	1.00	41.0	12.0	2.39	.78	.94	1.00	39.0	11.4	2.78	.80	.96	1.00	36.4	10.7	3.22	.83	.99	1.00
	1400	660	44.0	12.9	2.04	.78	.94	1.00	41.5	12.2	2.39	.80	.96	1.00	39.5	11.6	2.77	.82	.98	1.00	37.2	10.9	3.21	.85	1.00	1.00
	1500	710	44.5	13.0	2.04	.80	.96	1.00	42.5	12.5	2.38	.82	.98	1.00	40.0	11.7	2.77	.84	1.00	1.00	38.0	11.1	3.21	.87	1.00	1.00
67°F (19°C)	1300	615	46.0	13.5	2.04	.60	.74	.87	44.0	12.9	2.38	.61	.76	.90	41.5	12.2	2.76	.62	.77	.93	39.0	11.4	3.20	.63	.80	.96
	1400	660	46.5	13.6	2.04	.61	.76	.90	44.5	13.0	2.37	.62	.77	.92	42.0	12.3	2.75	.63	.80	.95	39.5	11.6	3.19	.65	.82	.98
	1500	710	47.5	13.9	2.03	.62	.77	.92	45.0	13.2	2.37	.63	.79	.95	42.5	12.5	2.75	.65	.82	.97	40.0	11.7	3.19	.66	.84	1.00
71°F (22°C)	1300	615	48.5	14.2	2.03	.45	.59	.71	46.5	13.6	2.37	.45	.60	.73	44.0	12.9	2.74	.46	.61	.75	41.5	12.2	3.17	.46	.62	.77
	1400	660	49.5	14.5	2.03	.46	.60	.73	47.0	13.8	2.36	.46	.61	.75	44.5	13.0	2.74	.46	.62	.77	42.0	12.3	3.17	.47	.63	.79
	1500	710	50.0	14.7	2.03	.46	.61	.75	48.0	14.1	2.36	.46	.62	.77	45.5	13.3	2.74	.47	.63	.79	42.5	12.5	3.16	.47	.65	.81

HPXA19-060 - CB30M-51 - CBX32M-048 - SECOND STAGE COOLING CAPACITY

Entering Wet Bulb Temperature	Total Air Volume		Outdoor Air Temperature Entering Outdoor Coil																							
			85°F (29°C)					95°F (35°C)					105°F (41°C)					115°F (46°C)								
			Total Cooling Capacity		Comp Motor kW Input	Sensible To Total Ratio (S/T) Dry Bulb			Total Cooling Capacity		Comp Motor kW Input	Sensible To Total Ratio (S/T) Dry Bulb			Total Cooling Capacity		Comp Motor kW Input	Sensible To Total Ratio (S/T) Dry Bulb			Total Cooling Capacity		Comp Motor kW Input	Sensible To Total Ratio (S/T) Dry Bulb		
			kBtuh	kW		75°F 24°C	80°F 27°C	85°F 29°C	kBtuh	kW		75°F 24°C	80°F 27°C	85°F 29°C	kBtuh	kW		75°F 24°C	80°F 27°C	85°F 29°C	kBtuh	kW		75°F 24°C	80°F 27°C	85°F 29°C
63°F (17°C)	1650	780	57.0	16.7	3.68	.75	.89	1.00	54.0	15.8	4.13	.77	.92	1.00	50.5	14.8	4.63	.79	.95	1.00	47.0	13.8	5.18	.82	.98	1.00
	1850	875	58.5	17.1	3.70	.78	.93	1.00	55.0	16.1	4.15	.80	.96	1.00	52.0	15.2	4.65	.82	.98	1.00	48.0	14.1	5.20	.85	1.00	1.00
	2050	970	59.5	17.4	3.72	.80	.96	1.00	56.5	16.6	4.16	.82	.98	1.00	53.0	15.5	4.66	.85	1.00	1.00	49.5	14.5	5.23	.88	1.00	1.00
67°F (19°C)	1650	780	60.5	17.7	3.73	.59	.73	.86	57.5	16.9	4.18	.60	.74	.88	54.0	15.8	4.68	.61	.77	.91	50.5	14.8	5.24	.63	.79	.95
	1850	875	62.0	18.2	3.75	.61	.75	.89	58.5	17.1	4.20	.62	.77	.92	55.5	16.3	4.70	.63	.79	.95	51.5	15.1	5.26	.65	.82	.98
	2050	970	63.0	18.5	3.77	.62	.78	.93	60.0	17.6	4.22	.64	.80	.95	56.0	16.4	4.72	.65	.82	.98	52.5	15.4	5.28	.67	.85	1.00
71°F (22°C)	1650	780	64.0	18.8	3.77	.45	.58	.70	60.5	17.7	4.23	.45	.59	.72	57.0	16.7	4.73	.46	.60	.74	53.5	15.7	5.29	.46	.62	.76
	1850	875	65.0	19.0	3.80	.46	.60	.73	62.0	18.2	4.25	.46	.61	.75	58.5	17.1	4.76	.46	.62	.77	54.5	16.0	5.32	.47	.64	.80
	2050	970	67.0	19.6	3.82	.46	.61	.75	63.5	18.6	4.27	.47	.62	.77	60.0	17.6	4.78	.47	.64	.80	55.5	16.3	5.33	.48	.66	.83

HPXA19-060 - CB30M-51 - CBX32M-048 - FIRST STAGE HEATING CAPACITY

Indoor Coil Air Volume 70°F db (21°C db)	Air Temperature Entering Outdoor Coil												
	65°F (18°C)			60°F (16°C)			55°F (13°C)			50°F (10°C)			
	cfm	L/s	Total Heating Capacity kBtuh	kW	Comp. Motor kW Input	Total Heating Capacity kBtuh	kW	Comp. Motor kW Input	Total Heating Capacity kBtuh	kW	Comp. Motor kW Input	Total Heating Capacity kBtuh	kW
1300	615	48.3	14.2	2.87	45.5	13.3	2.78	42.6	12.5	2.70	39.8	11.7	2.61
1400	660	48.0	14.1	2.97	45.2	13.2	2.88	42.3	12.4	2.80	39.5	11.6	2.71
1500	710	49.6	14.5	2.72	46.8	13.7	2.63	43.9	12.9	2.54	41.1	12.0	2.46

HPXA19-060 - CB30M-51 - CBX32M-048 - SECOND STAGE HEATING CAPACITY

Indoor Coil Air Volume 70°F db (21°C db)	Air Temperature Entering Outdoor Coil														
	65°F (18°C)			45°F (7°C)			25°F (-4°C)			5°F (-15°C)			-15°F (-26°C)		
	cfm	L/s	Total Heating Capacity kBtuh	kW	Comp. Motor kW Input	Total Heating Capacity kBtuh	kW	Comp. Motor kW Input	Total Heating Capacity kBtuh	kW	Comp. Motor kW Input	Total Heating Capacity kBtuh	kW	Comp. Motor kW Input	
1650	780	64.1	18.8	4.15	49.5	14.5	3.89	33.7	9.9	3.65	24.9	7.3	3.17		
1850	875	64.9	19.0	4.04	50.3	14.7	3.78	34.5	10.1	3.53	25.7	7.5	3.05		
2050	970	65.3	19.1	3.94	50.7	14.9	3.68	34.9	10.2	3.44	26.1	7.6	2.96		

HPXA19-060 - CB30M-51 - CBX32M-048 - HEATING PERFORMANCE at 1850 cfm (875 L/s) Indoor Coil Air Volume

*Outdoor Temperature		Compressor Motor kW Input	Total Output	
°F	°C		kBtuh	kW
65	18	4.04	64.9	19.0
60	16	3.97	61.7	18.1
55	13	3.90	58.4	17.1
50	10	3.83	55.1	16.1
47	8	3.78	53.1	15.6
45	7	3.78	50.3	14.7
40	4	3.77	43.0	12.6
35	2	3.75	35.8	10.5
30	-1	3.64	35.2	10.3
25	-4	3.53	34.5	10.1
20	-7	3.42	33.9	9.9
17	-8	3.36	33.5	9.8
15	-9	3.33	32.1	9.4
10	-12	3.26	28.9	8.5
5	-15	3.05	25.7	7.5
0	-18	2.84	22.6	6.6
-5	-21	2.64	19.5	5.7
-10	-23	2.43	16.3	4.8
-15	-26	2.22	13.2	3.9
-20	-29	2.02	10.0	2.9

HEATING AND COOLING RATINGS

5 TON

NOTE - For Temperatures and Capacities not shown in tables, see bulletin - Cooling Unit Rating Table Correction Factor Data in Miscellaneous Engineering Data section.

HPXA19-060 - CB30U-51 - FIRST STAGE COOLING CAPACITY

Entering Wet Bulb Temperature	Total Air Volume		Outdoor Air Temperature Entering Outdoor Coil																										
			75°F (24°C)						85°F (29°C)						95°F (35°C)						105°F (41°C)								
			Total Cooling Capacity		Comp Motor kW Input	Sensible To Total Ratio (S/T) Dry Bulb			Total Cooling Capacity		Comp Motor kW Input	Sensible To Total Ratio (S/T) Dry Bulb			Total Cooling Capacity		Comp Motor kW Input	Sensible To Total Ratio (S/T) Dry Bulb			Total Cooling Capacity		Comp Motor kW Input	Sensible To Total Ratio (S/T) Dry Bulb					
			kBtuh	kW		75°F 24°C	80°F 27°C	85°F 29°C	kBtuh	kW		75°F 24°C	80°F 27°C	85°F 29°C	kBtuh	kW		75°F 24°C	80°F 27°C	85°F 29°C	kBtuh	kW		75°F 24°C	80°F 27°C	85°F 29°C	kBtuh	kW	75°F 24°C
63°F (17°C)	1300	615	42.5	12.5	2.05	.76	.91	1.00	40.5	11.9	2.39	.78	.93	1.00	38.5	11.3	2.78	.80	.96	1.00	36.2	10.6	3.22	.83	.99	1.00			
	1400	660	43.0	12.6	2.05	.78	.93	1.00	41.0	12.0	2.39	.80	.96	1.00	39.0	11.4	2.77	.82	.98	1.00	37.0	10.8	3.21	.85	1.00	1.00			
	1500	710	44.0	12.9	2.04	.80	.95	1.00	42.0	12.3	2.38	.82	.98	1.00	40.0	11.7	2.77	.84	1.00	1.00	37.8	11.1	3.21	.87	1.00	1.00			
67°F (19°C)	1300	615	45.0	13.2	2.04	.60	.74	.87	43.0	12.6	2.38	.61	.75	.90	41.0	12.0	2.76	.62	.77	.92	38.5	11.3	3.20	.64	.80	.95			
	1400	660	46.0	13.5	2.04	.61	.76	.89	44.0	12.9	2.38	.62	.77	.92	41.5	12.2	2.76	.63	.79	.95	39.0	11.4	3.19	.65	.82	.98			
	1500	710	46.5	13.6	2.04	.62	.77	.92	44.5	13.0	2.37	.63	.79	.94	42.0	12.3	2.75	.65	.81	.97	39.5	11.6	3.19	.66	.84	.99			
71°F (22°C)	1300	615	48.0	14.1	2.03	.45	.59	.71	46.0	13.5	2.37	.46	.60	.73	43.5	12.7	2.74	.46	.61	.75	41.0	12.0	3.18	.46	.62	.77			
	1400	660	49.0	14.4	2.03	.46	.60	.73	46.5	13.6	2.36	.46	.61	.75	44.5	13.0	2.74	.47	.62	.77	42.0	12.3	3.17	.47	.64	.79			
	1500	710	49.5	14.5	2.03	.46	.61	.75	47.5	13.9	2.36	.47	.62	.76	45.0	13.2	2.73	.47	.63	.79	42.5	12.5	3.17	.47	.65	.81			

HPXA19-060 - CB30U-51 - SECOND STAGE COOLING CAPACITY

Entering Wet Bulb Temperature	Total Air Volume		Outdoor Air Temperature Entering Outdoor Coil																										
			85°F (29°C)						95°F (35°C)						105°F (41°C)						115°F (46°C)								
			Total Cooling Capacity		Comp Motor kW Input	Sensible To Total Ratio (S/T) Dry Bulb			Total Cooling Capacity		Comp Motor kW Input	Sensible To Total Ratio (S/T) Dry Bulb			Total Cooling Capacity		Comp Motor kW Input	Sensible To Total Ratio (S/T) Dry Bulb			Total Cooling Capacity		Comp Motor kW Input	Sensible To Total Ratio (S/T) Dry Bulb					
			kBtuh	kW		75°F 24°C	80°F 27°C	85°F 29°C	kBtuh	kW		75°F 24°C	80°F 27°C	85°F 29°C	kBtuh	kW		75°F 24°C	80°F 27°C	85°F 29°C	kBtuh	kW		75°F 24°C	80°F 27°C	85°F 29°C	kBtuh	kW	75°F 24°C
63°F (17°C)	1500	710	55.0	16.1	3.66	.73	.86	.98	52.5	15.4	4.11	.75	.89	1.00	49.5	14.5	4.60	.77	.92	1.00	46.0	13.5	5.16	.79	.95	1.00			
	1700	800	56.5	16.6	3.68	.76	.90	1.00	53.5	15.7	4.13	.78	.93	1.00	50.5	14.8	4.63	.80	.96	1.00	47.5	13.9	5.18	.82	.99	1.00			
	1900	895	58.0	17.0	3.70	.78	.93	1.00	55.0	16.1	4.15	.80	.96	1.00	52.0	15.2	4.65	.82	.99	1.00	48.5	14.2	5.20	.86	1.00	1.00			
67°F (19°C)	1500	710	58.5	17.1	3.70	.59	.71	.83	55.5	16.3	4.16	.59	.72	.85	52.5	15.4	4.65	.60	.74	.88	49.0	14.4	5.21	.62	.77	.91			
	1700	800	60.0	17.6	3.73	.60	.73	.86	57.0	16.7	4.18	.61	.75	.89	54.0	15.8	4.68	.62	.77	.92	50.5	14.8	5.24	.64	.80	.95			
	1900	895	61.5	18.0	3.74	.61	.76	.90	58.5	17.1	4.20	.62	.78	.93	55.0	16.1	4.70	.64	.80	.96	51.5	15.1	5.26	.66	.83	.99			
71°F (22°C)	1500	710	62.0	18.2	3.75	.45	.57	.68	59.0	17.3	4.20	.45	.58	.70	55.5	16.3	4.71	.45	.59	.72	52.0	15.2	5.27	.46	.60	.74			
	1700	800	63.5	18.6	3.77	.45	.58	.71	60.5	17.7	4.23	.46	.59	.72	57.0	16.7	4.73	.46	.61	.75	53.5	15.7	5.30	.47	.62	.77			
	1900	895	65.0	19.0	3.79	.46	.60	.73	62.0	18.2	4.25	.46	.61	.75	58.5	17.1	4.75	.47	.62	.77	54.5	16.0	5.32	.48	.64	.80			

HPXA19-060 - CB30U-51 - FIRST STAGE HEATING CAPACITY

Indoor Coil Air Volume 70°F db (21°C db)	Air Temperature Entering Outdoor Coil												
	65°F (18°C)			60°F (16°C)			55°F (13°C)			50°F (10°C)			
	cfm	L/s	Total Heating Capacity kBtuh	kW	Comp. Motor kW Input	Total Heating Capacity kBtuh	kW	Comp. Motor kW Input	Total Heating Capacity kBtuh	kW	Comp. Motor kW Input	Total Heating Capacity kBtuh	kW
1300	615	48.5	14.2	2.84	45.5	13.3	2.82	42.4	12.4	2.79	39.3	11.5	2.76
1400	660	48.9	14.3	2.76	45.8	13.4	2.73	42.7	12.5	2.70	39.6	11.6	2.68
1500	710	49.7	14.6	2.69	46.6	13.7	2.66	43.5	12.7	2.64	40.4	11.8	2.61

HPXA19-060 - CB30U-51 - SECOND STAGE HEATING CAPACITY

Indoor Coil Air Volume 70°F db (21°C db)	Air Temperature Entering Outdoor Coil														
	65°F (18°C)			45°F (7°C)			25°F (-4°C)			5°F (-15°C)			-15°F (-26°C)		
	cfm	L/s	Total Heating Capacity kBtuh	kW	Comp. Motor kW Input	Total Heating Capacity kBtuh	kW	Comp. Motor kW Input	Total Heating Capacity kBtuh	kW	Comp. Motor kW Input	Total Heating Capacity kBtuh	kW	Comp. Motor kW Input	
1500	710	62.9	18.4	4.30	48.5	14.2	4.01	33.1	9.7	3.74	24.5	7.2	3.23		
1700	800	63.7	18.7	4.16	49.3	14.4	3.87	33.9	9.9	3.60	25.3	7.4	3.09		
1900	895	64.6	18.9	4.05	50.2	14.7	3.76	34.8	10.2	3.48	26.2	7.7	2.98		

HPXA19-060 - CB30U-51 - HEATING PERFORMANCE at 1700 cfm (800 L/s) Indoor Coil Air Volume

*Outdoor Temperature		Compressor Motor kW Input		Total Output	
°F	°C	kW Input		kBtuh	kW
65	18	4.16		63.7	18.7
60	16	4.08		60.5	17.7
55	13	4.01		57.3	16.8
50	10	3.93		54.1	15.9
47	8	3.88		52.2	15.3
45	7	3.87		49.3	14.4
40	4	3.85		42.3	12.4
35	2	3.83		35.3	10.3
30	-1	3.71		34.6	10.1
25	-4	3.60		33.9	9.9
20	-7	3.48		33.3	9.8
17	-8	3.41		32.9	9.6
15	-9	3.38		31.6	9.3
10	-12	3.30		28.4	8.3
5	-15	3.09		25.3	7.4
0	-18	2.88		22.2	6.5
-5	-21	2.67		19.1	5.6
-10	-23	2.46		16.0	4.7
-15	-26	2.26		12.9	3.8
-20	-29	2.05		9.9	2.9

HEATING AND COOLING RATINGS

5 TON

NOTE - For Temperatures and Capacities not shown in tables, see bulletin - Cooling Unit Rating Table Correction Factor Data in Miscellaneous Engineering Data section.

HPXA19-060 - CB31MV-51 - CBX32MV-048 - FIRST STAGE COOLING CAPACITY

Entering Wet Bulb Temperature	Total Air Volume		Outdoor Air Temperature Entering Outdoor Coil																							
			75°F (24°C)						85°F (29°C)						95°F (35°C)						105°F (41°C)					
			Total Cooling Capacity		Comp Motor kW Input	Sensible To Total Ratio (S/T) Dry Bulb			Total Cooling Capacity		Comp Motor kW Input	Sensible To Total Ratio (S/T) Dry Bulb			Total Cooling Capacity		Comp Motor kW Input	Sensible To Total Ratio (S/T) Dry Bulb			Total Cooling Capacity		Comp Motor kW Input	Sensible To Total Ratio (S/T) Dry Bulb		
			kBtuh	kW		75°F 24°C	80°F 27°C	85°F 29°C	kBtuh	kW		75°F 24°C	80°F 27°C	85°F 29°C	kBtuh	kW		75°F 24°C	80°F 27°C	85°F 29°C	kBtuh	kW		75°F 24°C	80°F 27°C	85°F 29°C
63°F (17°C)	1295	610	43.0	12.6	2.05	.76	.91	1.00	41.0	12.0	2.39	.78	.94	1.00	39.0	11.4	2.78	.80	.96	1.00	36.4	10.7	3.22	.82	.99	1.00
	1400	660	44.0	12.9	2.04	.78	.94	1.00	41.5	12.2	2.39	.80	.96	1.00	39.5	11.6	2.77	.82	.98	1.00	37.2	10.9	3.21	.85	1.00	1.00
	1505	710	44.5	13.0	2.04	.80	.96	1.00	42.5	12.5	2.38	.82	.98	1.00	40.0	11.7	2.77	.84	1.00	1.00	38.0	11.1	3.21	.87	1.00	1.00
67°F (19°C)	1295	610	46.0	13.5	2.04	.60	.74	.87	43.5	12.7	2.38	.61	.75	.90	41.5	12.2	2.76	.62	.77	.92	39.0	11.4	3.20	.63	.80	.96
	1400	660	46.5	13.6	2.04	.61	.76	.90	44.5	13.0	2.37	.62	.77	.92	42.0	12.3	2.75	.63	.80	.95	39.5	11.6	3.19	.65	.82	.98
	1505	710	47.5	13.9	2.04	.62	.77	.92	45.0	13.2	2.37	.63	.79	.95	42.5	12.5	2.75	.65	.82	.97	40.0	11.7	3.19	.66	.84	1.00
71°F (22°C)	1295	610	48.5	14.2	2.03	.45	.58	.73	46.5	13.6	2.37	.45	.59	.73	44.0	12.9	2.74	.46	.61	.75	41.5	12.2	3.17	.46	.62	.77
	1400	660	49.5	14.5	2.03	.46	.60	.73	47.0	13.8	2.36	.46	.61	.75	44.5	13.0	2.74	.46	.62	.77	42.0	12.3	3.17	.47	.63	.79
	1505	710	50.0	14.7	2.03	.46	.61	.75	48.0	14.1	2.36	.46	.62	.77	45.5	13.3	2.73	.47	.63	.79	42.5	12.5	3.16	.47	.65	.82

HPXA19-060 - CB31MV-51 - CBX32MV-048 - SECOND STAGE COOLING CAPACITY

Entering Wet Bulb Temperature	Total Air Volume		Outdoor Air Temperature Entering Outdoor Coil																							
			85°F (29°C)						95°F (35°C)						105°F (41°C)						115°F (46°C)					
			Total Cooling Capacity		Comp Motor kW Input	Sensible To Total Ratio (S/T) Dry Bulb			Total Cooling Capacity		Comp Motor kW Input	Sensible To Total Ratio (S/T) Dry Bulb			Total Cooling Capacity		Comp Motor kW Input	Sensible To Total Ratio (S/T) Dry Bulb			Total Cooling Capacity		Comp Motor kW Input	Sensible To Total Ratio (S/T) Dry Bulb		
			kBtuh	kW		75°F 24°C	80°F 27°C	85°F 29°C	kBtuh	kW		75°F 24°C	80°F 27°C	85°F 29°C	kBtuh	kW		75°F 24°C	80°F 27°C	85°F 29°C	kBtuh	kW		75°F 24°C	80°F 27°C	85°F 29°C
63°F (17°C)	1850	875	58.5	17.1	3.70	.78	.93	1.00	55.0	16.1	4.15	.80	.96	1.00	52.0	15.2	4.65	.82	.98	1.00	48.5	14.2	5.20	.85	1.00	1.00
	2000	945	59.0	17.3	3.71	.79	.95	1.00	56.0	16.4	4.16	.82	.98	1.00	52.5	15.4	4.66	.84	1.00	1.00	49.5	14.5	5.22	.87	1.00	1.00
	2150	1015	60.0	17.6	3.72	.81	.97	1.00	57.0	16.7	4.17	.84	.99	1.00	53.5	15.7	4.67	.86	1.00	1.00	50.5	14.8	5.24	.90	1.00	1.00
67°F (19°C)	1850	875	62.0	18.2	3.75	.61	.75	.89	58.5	17.1	4.20	.62	.77	.92	55.5	16.3	4.70	.63	.79	.95	51.5	15.1	5.26	.65	.82	.98
	2000	945	63.0	18.5	3.76	.62	.77	.92	59.5	17.4	4.21	.63	.79	.95	56.0	16.4	4.71	.65	.82	.97	52.0	15.2	5.27	.66	.85	1.00
	2150	1015	63.5	18.6	3.78	.63	.79	.94	60.5	17.7	4.22	.64	.81	.97	56.5	16.6	4.72	.66	.84	.99	53.0	15.5	5.28	.68	.87	1.00
71°F (22°C)	1850	875	65.0	19.0	3.80	.46	.60	.73	62.0	18.2	4.25	.46	.61	.75	58.5	17.1	4.76	.46	.62	.77	54.5	16.0	5.32	.47	.64	.80
	2000	945	66.0	19.3	3.81	.46	.61	.75	63.0	18.5	4.27	.46	.62	.77	59.5	17.4	4.77	.47	.63	.79	55.5	16.3	5.33	.48	.65	.82
	2150	1015	67.0	19.6	3.83	.47	.62	.76	64.0	18.8	4.28	.47	.63	.79	60.0	17.6	4.78	.47	.65	.81	56.0	16.4	5.35	.48	.67	.84

HPXA19-060 - CB31MV-51 - CBX32MV-048 - FIRST STAGE HEATING CAPACITY

Indoor Coil Air Volume 70°F db (21°C db)		Air Temperature Entering Outdoor Coil											
		65°F (18°C)			60°F (16°C)			55°F (13°C)			50°F (10°C)		
		Total Heating Capacity		Comp. Motor kW Input	Total Heating Capacity		Comp. Motor kW Input	Total Heating Capacity		Comp. Motor kW Input	Total Heating Capacity		Comp. Motor kW Input
kBtuh	kW	kBtuh	kW		kBtuh	kW		kBtuh	kW				
1295	610	47.8	14.0	2.84	44.8	13.1	2.81	41.7	12.2	2.78	38.6	11.3	2.75
1400	660	48.4	14.2	2.76	45.3	13.3	2.73	42.2	12.4	2.70	39.1	11.5	2.67
1505	710	49.0	14.4	2.69	45.9	13.5	2.66	42.8	12.5	2.63	39.7	11.6	2.60

HPXA19-060 - CB31MV-51 - CBX32MV-048 - SECOND STAGE HEATING CAPACITY

Indoor Coil Air Volume 70°F db (21°C db)		Air Temperature Entering Outdoor Coil														
		65°F (18°C)			45°F (7°C)			25°F (-4°C)			5°F (-15°C)			-15°F (-26°C)		
		Total Heating Capacity		Comp. Motor kW Input	Total Heating Capacity		Comp. Motor kW Input	Total Heating Capacity		Comp. Motor kW Input	Total Heating Capacity		Comp. Motor kW Input	Total Heating Capacity		Comp. Motor kW Input
kBtuh	kW	kBtuh	kW		kBtuh	kW		kBtuh	kW		kBtuh	kW				
1850	875	65.9	19.3	4.02	49.9	14.6	3.78	32.9	9.6	3.56	23.7	6.9	3.09	12.1	3.5	2.27
2000	945	66.3	19.4	3.95	50.3	14.7	3.71	33.3	9.8	3.48	24.1	7.1	3.02	12.5	3.7	2.19
2150	1015	66.9	19.6	3.89	50.9	14.9	3.65	33.9	9.9	3.42	24.7	7.2	2.96	13.1	3.8	2.13

HPXA19-060 - CB31MV-51 - CBX32MV-048 - HEATING PERFORMANCE at 2000 cfm (945 L/s) Indoor Coil Air Volume

*Outdoor Temperature		Compressor Motor kW Input	Total Output	
°F	°C		kBtuh	kW
65	18	3.95	66.3	19.4
60	16	3.88	62.7	18.4
55	13	3.81	59.1	17.3
50	10	3.75	55.6	16.3
47	8	3.71	53.4	15.6
45	7	3.71	50.3	14.7
40	4	3.70	42.6	12.5
35	2	3.69	34.8	10.2
30	-1	3.59	34.0	10.0
25	-4	3.48	33.3	9.8
20	-7	3.38	32.5	9.5
17	-8	3.31	32.0	9.4
15	-9	3.29	30.6	9.0
10	-12	3.22	27.0	7.9
5	-15	3.02	24.1	7.1
0	-18	2.81	21.2	6.2
-5	-21	2.61	18.3	5.4
-10	-23	2.40	15.4	4.5
-15	-26	2.19	12.5	3.7
-20	-29	1.99	9.6	2.8

HEATING AND COOLING RATINGS

5 TON

NOTE - For Temperatures and Capacities not shown in tables, see bulletin - Cooling Unit Rating Table Correction Factor Data in Miscellaneous Engineering Data section.

HPXA19-060 - CB30U-65 - FIRST STAGE COOLING CAPACITY

Entering Wet Bulb Temperature	Total Air Volume		Outdoor Air Temperature Entering Outdoor Coil																										
			75°F (24°C)						85°F (29°C)						95°F (35°C)						105°F (41°C)								
			Total Cooling Capacity		Comp Motor kW Input	Sensible To Total Ratio (S/T) Dry Bulb			Total Cooling Capacity		Comp Motor kW Input	Sensible To Total Ratio (S/T) Dry Bulb			Total Cooling Capacity		Comp Motor kW Input	Sensible To Total Ratio (S/T) Dry Bulb			Total Cooling Capacity		Comp Motor kW Input	Sensible To Total Ratio (S/T) Dry Bulb					
			kBtuh	kW		75°F 24°C	80°F 27°C	85°F 29°C	kBtuh	kW		75°F 24°C	80°F 27°C	85°F 29°C	kBtuh	kW		75°F 24°C	80°F 27°C	85°F 29°C	kBtuh	kW		75°F 24°C	80°F 27°C	85°F 29°C	kBtuh	kW	75°F 24°C
63°F (17°C)	1300	615	43.5	12.7	2.05	.76	.91	1.00	41.5	12.2	2.39	.78	.93	1.00	39.0	11.4	2.77	.80	.96	1.00	36.8	10.8	3.22	.82	.99	1.00			
	1400	660	44.0	12.9	2.04	.78	.93	1.00	42.0	12.3	2.39	.80	.95	1.00	40.0	11.7	2.77	.82	.98	1.00	37.4	11.0	3.21	.84	1.00	1.00			
	1500	710	45.0	13.2	2.04	.80	.95	1.00	42.5	12.5	2.38	.81	.98	1.00	40.5	11.9	2.76	.84	1.00	1.00	38.0	11.1	3.20	.87	1.00	1.00			
67°F (19°C)	1300	615	46.0	13.5	2.04	.60	.74	.87	44.0	12.9	2.38	.61	.75	.89	42.0	12.3	2.75	.62	.77	.92	39.5	11.6	3.19	.63	.79	.95			
	1400	660	47.0	13.8	2.04	.61	.75	.89	45.0	13.2	2.37	.62	.77	.92	42.5	12.5	2.75	.63	.79	.94	40.0	11.7	3.19	.65	.82	.98			
	1500	710	47.5	13.9	2.03	.62	.77	.92	45.5	13.3	2.37	.63	.79	.94	43.0	12.6	2.75	.64	.81	.97	40.5	11.9	3.18	.66	.84	.99			
71°F (22°C)	1300	615	49.0	14.4	2.03	.46	.59	.71	47.0	13.8	2.36	.46	.60	.73	44.5	13.0	2.74	.46	.61	.75	42.0	12.3	3.17	.47	.62	.77			
	1400	660	50.0	14.7	2.03	.46	.60	.73	47.5	13.9	2.36	.46	.61	.75	45.0	13.2	2.74	.47	.62	.76	42.5	12.5	3.17	.47	.63	.79			
	1500	710	50.5	14.8	2.03	.46	.61	.75	48.5	14.2	2.36	.47	.62	.76	46.0	13.5	2.73	.47	.63	.78	43.0	12.6	3.16	.48	.65	.81			

HPXA19-060 - CB30U-65 - SECOND STAGE COOLING CAPACITY

Entering Wet Bulb Temperature	Total Air Volume		Outdoor Air Temperature Entering Outdoor Coil																										
			85°F (29°C)						95°F (35°C)						105°F (41°C)						115°F (46°C)								
			Total Cooling Capacity		Comp Motor kW Input	Sensible To Total Ratio (S/T) Dry Bulb			Total Cooling Capacity		Comp Motor kW Input	Sensible To Total Ratio (S/T) Dry Bulb			Total Cooling Capacity		Comp Motor kW Input	Sensible To Total Ratio (S/T) Dry Bulb			Total Cooling Capacity		Comp Motor kW Input	Sensible To Total Ratio (S/T) Dry Bulb					
			kBtuh	kW		75°F 24°C	80°F 27°C	85°F 29°C	kBtuh	kW		75°F 24°C	80°F 27°C	85°F 29°C	kBtuh	kW		75°F 24°C	80°F 27°C	85°F 29°C	kBtuh	kW		75°F 24°C	80°F 27°C	85°F 29°C	kBtuh	kW	75°F 24°C
63°F (17°C)	1700	800	58.0	17.0	3.70	.76	.89	1.00	55.0	16.1	4.14	.77	.92	1.00	51.5	15.1	4.65	.79	.95	1.00	48.0	14.1	5.20	.82	.98	1.00			
	1900	895	59.5	17.4	3.72	.78	.93	1.00	56.5	16.6	4.16	.80	.95	1.00	53.0	15.5	4.66	.82	.98	1.00	49.5	14.5	5.22	.85	1.00	1.00			
	2100	990	60.5	17.7	3.73	.80	.96	1.00	57.5	16.9	4.18	.82	.98	1.00	54.0	15.8	4.69	.85	1.00	1.00	51.0	14.9	5.25	.88	1.00	1.00			
67°F (19°C)	1700	800	61.5	18.0	3.75	.60	.73	.86	58.5	17.1	4.20	.61	.75	.88	55.5	16.3	4.70	.62	.77	.91	51.5	15.1	5.26	.63	.79	.95			
	1900	895	63.0	18.5	3.77	.61	.75	.89	60.0	17.6	4.22	.62	.77	.92	56.5	16.6	4.72	.63	.79	.95	52.5	15.4	5.28	.65	.82	.98			
	2100	990	64.5	18.9	3.78	.62	.78	.92	61.0	17.9	4.23	.64	.80	.95	57.5	16.9	4.73	.65	.82	.98	53.5	15.7	5.29	.67	.85	1.00			
71°F (22°C)	1700	800	65.0	19.0	3.80	.45	.58	.71	62.0	18.2	4.25	.46	.59	.72	58.5	17.1	4.75	.46	.60	.74	55.0	16.1	5.32	.47	.62	.77			
	1900	895	67.0	19.6	3.82	.46	.60	.73	63.5	18.6	4.27	.46	.61	.75	60.0	17.6	4.78	.47	.62	.77	56.0	16.4	5.34	.47	.64	.80			
	2100	990	68.0	19.9	3.84	.47	.61	.75	64.5	18.9	4.29	.47	.62	.77	61.0	17.9	4.80	.48	.64	.80	57.0	16.7	5.36	.48	.66	.83			

HPXA19-060 - CB30U-65 - FIRST STAGE HEATING CAPACITY

Indoor Coil Air Volume 70°F db (21°C db)	Air Temperature Entering Outdoor Coil												
	65°F (18°C)			60°F (16°C)			55°F (13°C)			50°F (10°C)			
	cfm	L/s	Total Heating Capacity kBtuh kW	Comp. Motor kW Input	Total Heating Capacity kBtuh kW	Comp. Motor kW Input	Total Heating Capacity kBtuh kW	Comp. Motor kW Input	Total Heating Capacity kBtuh kW	Comp. Motor kW Input	Total Heating Capacity kBtuh kW	Comp. Motor kW Input	
1300	615	48.5	14.2	2.87	45.4	13.3	2.84	42.3	12.4	2.81	39.2	11.5	2.78
1400	660	48.9	14.3	2.79	45.8	13.4	2.76	42.7	12.5	2.74	39.6	11.6	2.71
1500	710	49.5	14.5	2.72	46.5	13.6	2.69	43.4	12.7	2.67	40.3	11.8	2.64

HPXA19-060 - CB30U-65 - SECOND STAGE HEATING CAPACITY

Indoor Coil Air Volume 70°F db (21°C db)	Air Temperature Entering Outdoor Coil															
	65°F (18°C)			45°F (7°C)			25°F (-4°C)			5°F (-15°C)			-15°F (-26°C)			
	cfm	L/s	Total Heating Capacity kBtuh kW	Comp. Motor kW Input	Total Heating Capacity kBtuh kW	Comp. Motor kW Input	Total Heating Capacity kBtuh kW	Comp. Motor kW Input	Total Heating Capacity kBtuh kW	Comp. Motor kW Input	Total Heating Capacity kBtuh kW	Comp. Motor kW Input	Total Heating Capacity kBtuh kW	Comp. Motor kW Input		
1700	800	64.1	18.8	4.17	49.5	14.5	3.91	33.8	9.9	3.67	25.0	7.3	3.18	12.5	3.7	2.35
1900	895	64.8	19.0	4.06	50.2	14.7	3.80	34.5	10.1	3.56	25.7	7.5	3.07	13.2	3.9	2.24
2100	990	65.4	19.2	3.97	50.8	14.9	3.71	35.1	10.3	3.47	26.3	7.7	2.98	13.8	4.0	2.15

HPXA19-060 - CB30U-65 - HEATING PERFORMANCE at 1900 cfm (895 L/s) Indoor Coil Air Volume

*Outdoor Temperature		Compressor Motor kW Input		Total Output	
°F	°C	kW Input		kBtuh	kW
65	18	4.06		64.8	19.0
60	16	3.99		61.5	18.0
55	13	3.91		58.2	17.1
50	10	3.84		55.0	16.1
47	8	3.80		53.0	15.5
45	7	3.80		50.2	14.7
40	4	3.79		43.0	12.6
35	2	3.78		35.9	10.5
30	-1	3.67		35.2	10.3
25	-4	3.56		34.5	10.1
20	-7	3.44		33.8	9.9
17	-8	3.38		33.4	9.8
15	-9	3.35		32.1	9.4
10	-12	3.28		28.8	8.4
5	-15	3.07		25.7	7.5
0	-18	2.86		22.6	6.6
-5	-21	2.65		19.4	5.7
-10	-23	2.44		16.3	4.8
-15	-26	2.24		13.2	3.9
-20	-29	2.03		10.0	2.9

HEATING AND COOLING RATINGS

5 TON

NOTE - For Temperatures and Capacities not shown in tables, see bulletin - Cooling Unit Rating Table Correction Factor Data in Miscellaneous Engineering Data section.

HPXA19-060 - CB30M-65 - CBX32M-060 - FIRST STAGE COOLING CAPACITY

Entering Wet Bulb Temperature	Total Air Volume		Outdoor Air Temperature Entering Outdoor Coil																							
			75°F (24°C)						85°F (29°C)						95°F (35°C)						105°F (41°C)					
			Total Cooling Capacity		Comp Motor kW Input	Sensible To Total Ratio (S/T) Dry Bulb			Total Cooling Capacity		Comp Motor kW Input	Sensible To Total Ratio (S/T) Dry Bulb			Total Cooling Capacity		Comp Motor kW Input	Sensible To Total Ratio (S/T) Dry Bulb			Total Cooling Capacity		Comp Motor kW Input	Sensible To Total Ratio (S/T) Dry Bulb		
			kBtuh	kW		75°F 24°C	80°F 27°C	85°F 29°C	kBtuh	kW		75°F 24°C	80°F 27°C	85°F 29°C	kBtuh	kW		75°F 24°C	80°F 27°C	85°F 29°C	kBtuh	kW		75°F 24°C	80°F 27°C	85°F 29°C
63°F (17°C)	1400	660	44.0	12.9	2.05	.78	.93	1.00	42.0	12.3	2.39	.80	.95	1.00	39.5	11.6	2.77	.82	.98	1.00	37.4	11.0	3.21	.85	1.00	1.00
	1500	710	44.5	13.0	2.04	.80	.95	1.00	42.5	12.5	2.38	.82	.97	1.00	40.5	11.9	2.76	.84	.99	1.00	38.0	11.1	3.20	.87	1.00	1.00
	1600	755	45.5	13.3	2.04	.81	.97	1.00	43.0	12.6	2.38	.83	.99	1.00	41.0	12.0	2.76	.86	1.00	1.00	39.0	11.4	3.20	.89	1.00	1.00
67°F (19°C)	1400	660	46.5	13.6	2.04	.61	.76	.89	44.5	13.0	2.37	.62	.77	.92	42.0	12.3	2.75	.63	.79	.94	39.5	11.6	3.19	.65	.82	.97
	1500	710	47.5	13.9	2.03	.62	.77	.91	45.0	13.2	2.37	.63	.79	.94	42.5	12.5	2.75	.64	.81	.97	40.5	11.9	3.18	.66	.84	.99
	1600	755	48.0	14.1	2.03	.63	.79	.94	45.5	13.3	2.37	.64	.81	.96	43.5	12.7	2.75	.66	.83	.98	41.0	12.0	3.18	.67	.86	1.00
71°F (22°C)	1400	660	49.5	14.5	2.03	.46	.60	.74	47.0	13.8	2.36	.46	.61	.75	45.0	13.2	2.74	.47	.62	.77	42.5	12.5	3.17	.47	.63	.79
	1500	710	50.0	14.7	2.03	.46	.61	.75	48.0	14.1	2.36	.47	.62	.76	45.5	13.3	2.73	.47	.63	.78	43.0	12.6	3.16	.48	.65	.81
	1600	755	51.0	14.9	2.03	.47	.62	.76	48.5	14.2	2.36	.47	.63	.78	46.0	13.5	2.73	.48	.64	.80	43.5	12.7	3.16	.49	.66	.83

HPXA19-060 - CB30M-65 - CBX32M-060 - SECOND STAGE COOLING CAPACITY

Entering Wet Bulb Temperature	Total Air Volume		Outdoor Air Temperature Entering Outdoor Coil																							
			85°F (29°C)						95°F (35°C)						105°F (41°C)						115°F (46°C)					
			Total Cooling Capacity		Comp Motor kW Input	Sensible To Total Ratio (S/T) Dry Bulb			Total Cooling Capacity		Comp Motor kW Input	Sensible To Total Ratio (S/T) Dry Bulb			Total Cooling Capacity		Comp Motor kW Input	Sensible To Total Ratio (S/T) Dry Bulb			Total Cooling Capacity		Comp Motor kW Input	Sensible To Total Ratio (S/T) Dry Bulb		
			kBtuh	kW		75°F 24°C	80°F 27°C	85°F 29°C	kBtuh	kW		75°F 24°C	80°F 27°C	85°F 29°C	kBtuh	kW		75°F 24°C	80°F 27°C	85°F 29°C	kBtuh	kW		75°F 24°C	80°F 27°C	85°F 29°C
63°F (17°C)	1800	850	58.5	17.1	3.70	.77	.91	1.00	55.5	16.3	4.15	.78	.94	1.00	52.0	15.2	4.65	.81	.96	1.00	49.0	14.4	5.21	.83	.99	1.00
	2000	945	60.0	17.6	3.72	.79	.94	1.00	56.5	16.6	4.17	.81	.97	1.00	53.5	15.7	4.67	.83	.99	1.00	50.0	14.7	5.23	.86	1.00	1.00
	2200	1040	61.0	17.9	3.74	.81	.97	1.00	58.0	17.0	4.19	.83	.99	1.00	54.5	16.0	4.69	.86	1.00	1.00	51.5	15.1	5.26	.89	1.00	1.00
67°F (19°C)	1800	850	62.0	18.2	3.75	.60	.74	.88	59.0	17.3	4.20	.61	.76	.90	55.5	16.3	4.71	.63	.78	.93	52.0	15.2	5.27	.64	.81	.96
	2000	945	63.0	18.5	3.77	.62	.77	.91	60.0	17.6	4.22	.63	.78	.93	56.5	16.6	4.72	.64	.81	.96	53.0	15.5	5.28	.66	.84	.99
	2200	1040	64.5	18.9	3.79	.63	.79	.94	61.0	17.9	4.24	.64	.81	.96	57.5	16.9	4.74	.66	.84	.99	53.5	15.7	5.30	.68	.87	1.00
71°F (22°C)	1800	850	65.0	19.0	3.80	.46	.59	.72	62.5	18.3	4.25	.46	.60	.73	59.0	17.3	4.76	.47	.61	.76	55.0	16.1	5.33	.47	.63	.78
	2000	945	67.0	19.6	3.82	.46	.60	.74	63.5	18.6	4.28	.47	.62	.76	60.0	17.6	4.78	.47	.63	.78	56.0	16.4	5.35	.48	.65	.81
	2200	1040	68.0	19.9	3.84	.47	.62	.76	65.0	19.0	4.29	.47	.63	.78	61.0	17.9	4.79	.48	.65	.81	57.0	16.7	5.36	.49	.67	.84

HPXA19-060 - CB30M-65 - CBX32M-060 - FIRST STAGE HEATING CAPACITY

Indoor Coil Air Volume 70°F db (21°C db)	Air Temperature Entering Outdoor Coil															
	65°F (18°C)				60°F (16°C)				55°F (13°C)				50°F (10°C)			
	cfm	L/s	Total Heating Capacity kBtuh	kW	Comp. Motor kW Input	Total Heating Capacity kBtuh	kW	Comp. Motor kW Input	Total Heating Capacity kBtuh	kW	Comp. Motor kW Input	Total Heating Capacity kBtuh	kW	Comp. Motor kW Input		
1400	660	48.9	14.3	2.79	45.8	13.4	2.76	42.6	12.5	2.74	39.5	11.6	2.72			
1500	710	49.3	14.4	2.72	46.2	13.5	2.69	43.0	12.6	2.67	39.9	11.7	2.65			
1600	755	49.9	14.6	2.66	46.8	13.7	2.63	43.7	12.8	2.61	40.5	11.9	2.59			

HPXA19-060 - CB30M-65 - CBX32M-060 - SECOND STAGE HEATING CAPACITY

Indoor Coil Air Volume 70°F db (21°C db)	Air Temperature Entering Outdoor Coil																			
	65°F (18°C)				45°F (7°C)				25°F (-4°C)				5°F (-15°C)				-15°F (-26°C)			
	cfm	L/s	Total Heating Capacity kBtuh	kW	Comp. Motor kW Input	Total Heating Capacity kBtuh	kW	Comp. Motor kW Input	Total Heating Capacity kBtuh	kW	Comp. Motor kW Input	Total Heating Capacity kBtuh	kW	Comp. Motor kW Input	Total Heating Capacity kBtuh	kW	Comp. Motor kW Input			
1800	850	64.5	18.9	4.09	49.7	14.6	3.86	33.9	9.9	3.63	25.1	7.4	3.17	12.5	3.7	2.33				
2000	945	65.2	19.1	4.00	50.4	14.8	3.76	34.6	10.1	3.54	25.8	7.6	3.07	13.2	3.9	2.24				
2200	1040	65.7	19.3	3.91	50.9	14.9	3.68	35.1	10.3	3.45	26.3	7.7	2.99	13.7	4.0	2.15				

HPXA19-060 - CB30M-65 - CBX32M-060 - HEATING PERFORMANCE at 2000 cfm (945 L/s) Indoor Coil Air Volume

*Outdoor Temperature		Compressor Motor kW Input	Total Output	
°F	°C		kBtuh	kW
65	18	4.00	65.2	19.1
60	16	3.93	61.9	18.1
55	13	3.87	58.6	17.2
50	10	3.80	55.3	16.2
47	8	3.76	53.3	15.6
45	7	3.76	50.4	14.8
40	4	3.75	43.2	12.7
35	2	3.75	35.9	10.5
30	-1	3.64	35.3	10.3
25	-4	3.54	34.6	10.1
20	-7	3.44	34.0	10.0
17	-8	3.37	33.6	9.8
15	-9	3.35	32.2	9.4
10	-12	3.28	28.9	8.5
5	-15	3.07	25.8	7.6
0	-18	2.86	22.7	6.7
-5	-21	2.65	19.5	5.7
-10	-23	2.44	16.4	4.8
-15	-26	2.24	13.2	3.9
-20	-29	2.03	10.1	3.0

HEATING AND COOLING RATINGS

5 TON

NOTE - For Temperatures and Capacities not shown in tables, see bulletin - Cooling Unit Rating Table Correction Factor Data in Miscellaneous Engineering Data section.

HPXA19-060 - CB31MV-65 - CBX32MV-060 - FIRST STAGE COOLING CAPACITY

Entering Wet Bulb Temperature	Total Air Volume		Outdoor Air Temperature Entering Outdoor Coil																										
			75°F (24°C)						85°F (29°C)						95°F (35°C)						105°F (41°C)								
			Total Cooling Capacity		Comp Motor kW Input	Sensible To Total Ratio (S/T) Dry Bulb			Total Cooling Capacity		Comp Motor kW Input	Sensible To Total Ratio (S/T) Dry Bulb			Total Cooling Capacity		Comp Motor kW Input	Sensible To Total Ratio (S/T) Dry Bulb			Total Cooling Capacity		Comp Motor kW Input	Sensible To Total Ratio (S/T) Dry Bulb					
			kBtuh	kW		75°F 24°C	80°F 27°C	85°F 29°C	kBtuh	kW		75°F 24°C	80°F 27°C	85°F 29°C	kBtuh	kW		75°F 24°C	80°F 27°C	85°F 29°C	kBtuh	kW		75°F 24°C	80°F 27°C	85°F 29°C	kBtuh	kW	75°F 24°C
63°F (17°C)	1295	610	43.0	12.6	2.05	.76	.91	1.00	41.0	12.0	2.39	.78	.93	1.00	39.0	11.4	2.78	.80	.95	1.00	36.6	10.7	3.22	.82	.98	1.00			
	1400	660	44.0	12.9	2.05	.78	.93	1.00	42.0	12.3	2.39	.80	.95	1.00	39.5	11.6	2.77	.82	.98	1.00	37.4	11.0	3.21	.85	1.00	1.00			
	1505	710	44.5	13.0	2.04	.80	.95	1.00	42.5	12.5	2.38	.82	.97	1.00	40.5	11.9	2.76	.84	1.00	1.00	38.0	11.1	3.21	.87	1.00	1.00			
67°F (19°C)	1295	610	46.0	13.5	2.04	.60	.74	.87	44.0	12.9	2.38	.61	.75	.89	41.5	12.2	2.76	.62	.77	.92	39.0	11.4	3.19	.64	.80	.95			
	1400	660	46.5	13.6	2.04	.61	.76	.89	44.5	13.0	2.37	.62	.77	.92	42.0	12.3	2.75	.63	.79	.94	39.5	11.6	3.19	.65	.82	.97			
	1505	710	47.5	13.9	2.03	.62	.77	.92	45.0	13.2	2.37	.63	.79	.94	42.5	12.5	2.75	.64	.81	.97	40.5	11.9	3.18	.66	.84	.99			
71°F (22°C)	1295	610	48.5	14.2	2.03	.46	.59	.71	46.5	13.6	2.37	.46	.60	.74	44.0	12.9	2.74	.46	.61	.75	41.5	12.2	3.17	.47	.62	.77			
	1400	660	49.5	14.5	2.03	.46	.60	.73	47.0	13.8	2.36	.46	.61	.75	45.0	13.2	2.74	.47	.62	.77	42.5	12.5	3.17	.47	.63	.79			
	1505	710	50.0	14.7	2.03	.46	.61	.75	48.0	14.1	2.36	.47	.62	.76	45.5	13.3	2.73	.47	.63	.79	43.0	12.6	3.16	.48	.65	.81			

HPXA19-060 - CB31MV-65 - CBX32MV-060 - SECOND STAGE COOLING CAPACITY

Entering Wet Bulb Temperature	Total Air Volume		Outdoor Air Temperature Entering Outdoor Coil																										
			85°F (29°C)						95°F (35°C)						105°F (41°C)						115°F (46°C)								
			Total Cooling Capacity		Comp Motor kW Input	Sensible To Total Ratio (S/T) Dry Bulb			Total Cooling Capacity		Comp Motor kW Input	Sensible To Total Ratio (S/T) Dry Bulb			Total Cooling Capacity		Comp Motor kW Input	Sensible To Total Ratio (S/T) Dry Bulb			Total Cooling Capacity		Comp Motor kW Input	Sensible To Total Ratio (S/T) Dry Bulb					
			kBtuh	kW		75°F 24°C	80°F 27°C	85°F 29°C	kBtuh	kW		75°F 24°C	80°F 27°C	85°F 29°C	kBtuh	kW		75°F 24°C	80°F 27°C	85°F 29°C	kBtuh	kW		75°F 24°C	80°F 27°C	85°F 29°C			
63°F (17°C)	1850	875	58.5	17.1	3.70	.77	.92	1.00	55.5	16.3	4.15	.79	.95	1.00	52.5	15.4	4.65	.81	.97	1.00	49.0	14.4	5.21	.84	1.00	1.00			
	2000	945	59.5	17.4	3.72	.79	.94	1.00	56.5	16.6	4.16	.81	.97	1.00	53.0	15.5	4.66	.84	.99	1.00	49.5	14.5	5.22	.87	1.00	1.00			
	2150	1015	60.5	17.7	3.73	.81	.96	1.00	57.5	16.9	4.18	.83	.99	1.00	54.0	15.8	4.68	.86	1.00	1.00	51.0	14.9	5.24	.89	1.00	1.00			
67°F (19°C)	1850	875	62.0	18.2	3.75	.61	.75	.89	59.0	17.3	4.20	.62	.77	.91	55.5	16.3	4.70	.63	.79	.94	52.0	15.2	5.26	.65	.82	.97			
	2000	945	63.0	18.5	3.76	.62	.77	.91	60.0	17.6	4.22	.63	.79	.93	56.5	16.6	4.72	.64	.81	.96	52.5	15.4	5.28	.66	.84	.99			
	2150	1015	64.0	18.8	3.78	.63	.78	.93	60.5	17.7	4.23	.64	.80	.96	57.0	16.7	4.73	.66	.83	.98	53.0	15.5	5.29	.68	.86	1.00			
71°F (22°C)	1850	875	66.0	19.3	3.80	.46	.59	.72	62.5	18.3	4.25	.46	.60	.74	59.0	17.3	4.76	.47	.62	.76	55.0	16.1	5.32	.47	.64	.79			
	2000	945	67.0	19.6	3.82	.46	.61	.74	63.5	18.6	4.27	.47	.62	.76	60.0	17.6	4.77	.47	.63	.78	56.0	16.4	5.34	.48	.65	.81			
	2150	1015	68.0	19.9	3.83	.47	.62	.76	64.5	18.9	4.28	.47	.63	.78	60.5	17.7	4.78	.48	.64	.81	56.5	16.6	5.35	.49	.66	.84			

HPXA19-060 - CB31MV-65 - CBX32MV-060 - FIRST STAGE HEATING CAPACITY

Indoor Coil Air Volume 70°F db (21°C db)	Air Temperature Entering Outdoor Coil												
	65°F (18°C)			60°F (16°C)			55°F (13°C)			50°F (10°C)			
	cfm	L/s	Total Heating Capacity kBtuh kW	Comp. Motor kW Input	Total Heating Capacity kBtuh kW	Comp. Motor kW Input	Total Heating Capacity kBtuh kW	Comp. Motor kW Input	Total Heating Capacity kBtuh kW	Comp. Motor kW Input	Total Heating Capacity kBtuh kW	Comp. Motor kW Input	
1295	610	48.4	14.2	2.94	45.2	13.2	2.92	42.1	12.3	2.89	38.9	11.4	2.87
1400	660	49.0	14.4	2.86	45.8	13.4	2.83	42.7	12.5	2.81	39.5	11.6	2.78
1505	710	49.6	14.5	2.78	46.4	13.6	2.76	43.2	12.7	2.73	40.1	11.8	2.71

HPXA19-060 - CB31MV-65 - CBX32MV-060 - SECOND STAGE HEATING CAPACITY

Indoor Coil Air Volume 70°F db (21°C db)	Air Temperature Entering Outdoor Coil															
	65°F (18°C)			45°F (7°C)			25°F (-4°C)			5°F (-15°C)			-15°F (-26°C)			
	cfm	L/s	Total Heating Capacity kBtuh kW	Comp. Motor kW Input	Total Heating Capacity kBtuh kW	Comp. Motor kW Input	Total Heating Capacity kBtuh kW	Comp. Motor kW Input	Total Heating Capacity kBtuh kW	Comp. Motor kW Input	Total Heating Capacity kBtuh kW	Comp. Motor kW Input				
1850	875	66.6	19.5	4.15	50.4	14.8	3.90	33.1	9.7	3.66	24.0	7.0	3.20	12.2	3.6	2.34
2000	945	67.0	19.6	4.08	50.8	14.9	3.83	33.5	9.8	3.59	24.4	7.2	3.13	12.6	3.7	2.27
2150	1015	67.6	19.8	4.01	51.4	15.1	3.76	34.1	10.0	3.52	25.0	7.3	3.05	13.2	3.9	2.20

HPXA19-060 - CB31MV-65 - CBX32MV-060 - HEATING PERFORMANCE at 2000 cfm (945 L/s) Indoor Coil Air Volume

*Outdoor Temperature		Compressor Motor kW Input		Total Output	
°F	°C			kBtuh	kW
65	18	4.08		67.0	19.6
60	16	4.01		63.4	18.6
55	13	3.95		59.8	17.5
50	10	3.88		56.2	16.5
47	8	3.84		54.0	15.8
45	7	3.83		50.8	14.9
40	4	3.81		42.9	12.6
35	2	3.79		35.0	10.3
30	-1	3.69		34.3	10.1
25	-4	3.59		33.5	9.8
20	-7	3.49		32.8	9.6
17	-8	3.43		32.4	9.5
15	-9	3.41		30.9	9.1
10	-12	3.34		27.3	8.0
5	-15	3.13		24.4	7.2
0	-18	2.91		21.4	6.3
-5	-21	2.70		18.5	5.4
-10	-23	2.49		15.6	4.6
-15	-26	2.27		12.6	3.7
-20	-29	2.06		9.7	2.8

HEATING AND COOLING RATINGS

5 TON

NOTE - For Temperatures and Capacities not shown in tables, see bulletin - Cooling Unit Rating Table Correction Factor Data in Miscellaneous Engineering Data section.

HPXA19-060 - C33-62D - CX34-62D-6F - FIRST STAGE COOLING CAPACITY

Entering Wet Bulb Temperature	Total Air Volume		Outdoor Air Temperature Entering Outdoor Coil																							
			75°F (24°C)						85°F (29°C)						95°F (35°C)						105°F (41°C)					
			Total Cooling Capacity		Comp Motor kW Input	Sensible To Total Ratio (S/T) Dry Bulb			Total Cooling Capacity		Comp Motor kW Input	Sensible To Total Ratio (S/T) Dry Bulb			Total Cooling Capacity		Comp Motor kW Input	Sensible To Total Ratio (S/T) Dry Bulb			Total Cooling Capacity		Comp Motor kW Input	Sensible To Total Ratio (S/T) Dry Bulb		
			kBtuh	kW		75°F 24°C	80°F 27°C	85°F 29°C	kBtuh	kW		75°F 24°C	80°F 27°C	85°F 29°C	kBtuh	kW		75°F 24°C	80°F 27°C	85°F 29°C	kBtuh	kW		75°F 24°C	80°F 27°C	85°F 29°C
63°F (17°C)	1300	615	43.5	12.7	2.04	.77	.91	1.00	42.0	12.3	2.39	.79	.94	1.00	39.5	11.6	2.77	.81	.96	1.00	37.4	11.0	3.21	.84	.99	1.00
	1400	660	44.5	13.0	2.04	.79	.94	1.00	42.5	12.5	2.38	.81	.96	1.00	40.5	11.9	2.76	.84	.99	1.00	38.0	11.1	3.20	.86	1.00	1.00
	1500	710	45.5	13.3	2.04	.81	.96	1.00	43.0	12.6	2.38	.83	.98	1.00	41.0	12.0	2.76	.85	1.00	1.00	39.0	11.4	3.20	.88	1.00	1.00
67°F (19°C)	1300	615	46.5	13.6	2.04	.61	.75	.87	44.5	13.0	2.37	.62	.76	.90	42.0	12.3	2.75	.64	.79	.93	40.0	11.7	3.19	.65	.81	.96
	1400	660	47.5	13.9	2.03	.63	.77	.90	45.0	13.2	2.37	.64	.79	.92	43.0	12.6	2.75	.65	.81	.96	40.5	11.9	3.18	.67	.83	.99
	1500	710	48.0	14.1	2.03	.64	.77	.92	45.5	13.3	2.37	.65	.79	.95	43.5	12.7	2.74	.66	.83	.98	41.0	12.0	3.18	.68	.86	1.00
71°F (22°C)	1300	615	49.5	14.5	2.03	.47	.60	.72	47.0	13.8	2.36	.47	.60	.74	45.0	13.2	2.74	.48	.62	.76	42.5	12.5	3.17	.49	.64	.78
	1400	660	50.0	14.7	2.03	.48	.61	.74	48.0	14.1	2.36	.48	.62	.76	45.5	13.3	2.73	.49	.64	.78	43.0	12.6	3.16	.50	.65	.81
	1500	710	51.0	14.9	2.03	.48	.62	.76	49.0	14.4	2.36	.49	.64	.77	46.5	13.6	2.73	.49	.65	.80	44.0	12.9	3.16	.50	.67	.83

HPXA19-060 - C33-62D - CX34-62D-6F - SECOND STAGE COOLING CAPACITY

Entering Wet Bulb Temperature	Total Air Volume		Outdoor Air Temperature Entering Outdoor Coil																							
			85°F (29°C)						95°F (35°C)						105°F (41°C)						115°F (46°C)					
			Total Cooling Capacity		Comp Motor kW Input	Sensible To Total Ratio (S/T) Dry Bulb			Total Cooling Capacity		Comp Motor kW Input	Sensible To Total Ratio (S/T) Dry Bulb			Total Cooling Capacity		Comp Motor kW Input	Sensible To Total Ratio (S/T) Dry Bulb			Total Cooling Capacity		Comp Motor kW Input	Sensible To Total Ratio (S/T) Dry Bulb		
			kBtuh	kW		75°F 24°C	80°F 27°C	85°F 29°C	kBtuh	kW		75°F 24°C	80°F 27°C	85°F 29°C	kBtuh	kW		75°F 24°C	80°F 27°C	85°F 29°C	kBtuh	kW		75°F 24°C	80°F 27°C	85°F 29°C
63°F (17°C)	1800	850	59.5	17.4	3.72	.78	.92	1.00	56.5	16.6	4.17	.80	.94	1.00	53.5	15.7	4.67	.82	.97	1.00	49.5	14.5	5.23	.85	1.00	1.00
	2000	945	61.0	17.9	3.74	.80	.95	1.00	58.0	17.0	4.19	.82	.98	1.00	54.5	16.0	4.69	.85	1.00	1.00	51.5	15.1	5.26	.88	1.00	1.00
	2200	1040	62.0	18.2	3.76	.82	.98	1.00	59.0	17.3	4.21	.85	1.00	1.00	56.0	16.4	4.71	.88	1.00	1.00	53.0	15.5	5.28	.91	1.00	1.00
67°F (19°C)	1800	850	63.0	18.5	3.77	.62	.76	.88	60.0	17.6	4.22	.63	.77	.91	56.5	16.6	4.72	.64	.79	.94	53.0	15.5	5.29	.66	.82	.97
	2000	945	64.5	18.9	3.79	.63	.78	.91	61.5	18.0	4.24	.65	.80	.94	58.0	17.0	4.74	.66	.82	.97	54.0	15.8	5.31	.68	.85	1.00
	2200	1040	66.0	19.3	3.80	.65	.80	.95	62.5	18.3	4.26	.66	.82	.97	59.0	17.3	4.76	.68	.85	1.00	55.0	16.1	5.32	.70	.89	1.00
71°F (22°C)	1800	850	67.0	19.6	3.82	.48	.60	.73	63.5	18.6	4.28	.48	.61	.74	60.5	17.7	4.78	.49	.63	.77	56.5	16.6	5.35	.49	.65	.79
	2000	945	68.0	19.9	3.84	.48	.62	.76	65.0	19.0	4.30	.49	.63	.77	61.5	18.0	4.81	.49	.65	.80	57.5	16.9	5.37	.50	.67	.83
	2200	1040	70.0	20.5	3.86	.49	.64	.78	66.0	19.3	4.32	.50	.65	.80	62.5	18.3	4.82	.50	.67	.82	58.5	17.1	5.39	.51	.69	.86

HPXA19-060 - C33-62D - CX34-62D-6F - FIRST STAGE HEATING CAPACITY

Indoor Coil Air Volume 70°F db (21°C db)		Air Temperature Entering Outdoor Coil											
		65°F (18°C)			60°F (16°C)			55°F (13°C)			50°F (10°C)		
		Total Heating Capacity		Comp. Motor kW Input	Total Heating Capacity		Comp. Motor kW Input	Total Heating Capacity		Comp. Motor kW Input	Total Heating Capacity		Comp. Motor kW Input
kBtuh	kW	kBtuh	kW		kBtuh	kW		kBtuh	kW				
1300	615	48.2	14.1	2.98	45.1	13.2	2.96	42.1	12.3	2.94	39.0	11.4	2.92
1400	660	48.7	14.3	2.89	45.6	13.4	2.87	42.5	12.5	2.85	39.4	11.5	2.82
1500	710	49.2	14.4	2.82	46.1	13.5	2.80	43.0	12.6	2.78	39.9	11.7	2.76

HPXA19-060 - C33-62D - CX34-62D-6F - SECOND STAGE HEATING CAPACITY

Indoor Coil Air Volume 70°F db (21°C db)		Air Temperature Entering Outdoor Coil														
		65°F (18°C)			45°F (7°C)			25°F (-4°C)			5°F (-15°C)			-15°F (-26°C)		
		Total Heating Capacity		Comp. Motor kW Input	Total Heating Capacity		Comp. Motor kW Input	Total Heating Capacity		Comp. Motor kW Input	Total Heating Capacity		Comp. Motor kW Input	Total Heating Capacity		Comp. Motor kW Input
kBtuh	kW	kBtuh	kW		kBtuh	kW		kBtuh	kW		kBtuh	kW				
1800	850	63.8	18.7	4.23	49.2	14.4	4.00	33.6	9.8	3.78	24.9	7.3	3.29	12.4	3.6	2.42
2000	945	64.5	18.9	4.12	49.9	14.6	3.89	34.3	10.1	3.67	25.6	7.5	3.18	13.1	3.8	2.31
2200	1040	65.1	19.1	4.03	50.5	14.8	3.80	34.9	10.2	3.59	26.2	7.7	3.10	13.7	4.0	2.23

HPXA19-060 - C33-62D - CX34-62D-6F - HEATING PERFORMANCE at 2000 cfm (945 L/s) Indoor Coil Air Volume

*Outdoor Temperature		Compressor Motor kW Input	Total Output	
°F	°C		kBtuh	kW
65	18	4.12	64.5	18.9
60	16	4.05	61.3	18.0
55	13	3.99	58.0	17.0
50	10	3.92	54.7	16.0
47	8	3.88	52.8	15.5
45	7	3.89	49.9	14.6
40	4	3.89	42.8	12.5
35	2	3.90	35.6	10.4
30	-1	3.78	35.0	10.3
25	-4	3.67	34.3	10.1
20	-7	3.56	33.7	9.9
17	-8	3.49	33.3	9.8
15	-9	3.47	32.0	9.4
10	-12	3.40	28.7	8.4
5	-15	3.18	25.6	7.5
0	-18	2.97	22.5	6.6
-5	-21	2.75	19.3	5.7
-10	-23	2.53	16.2	4.7
-15	-26	2.31	13.1	3.8
-20	-29	2.10	10.0	2.9

HEATING AND COOLING RATINGS

5 TON

NOTE - For Temperatures and Capacities not shown in tables, see bulletin - Cooling Unit Rating Table Correction Factor Data in Miscellaneous Engineering Data section.

HPXA19-060 - C33-62D with G61MPV-60D-135 - CX34-62D-6F with G61MPV-60D-135 - FIRST STAGE COOLING CAPACITY

Entering Wet Bulb Temperature	Total Air Volume cfm L/s		Outdoor Air Temperature Entering Outdoor Coil																							
			75°F (24°C)						85°F (29°C)						95°F (35°C)						105°F (41°C)					
			Total Cooling Capacity		Comp Motor kW Input	Sensible To Total Ratio (S/T) Dry Bulb			Total Cooling Capacity		Comp Motor kW Input	Sensible To Total Ratio (S/T) Dry Bulb			Total Cooling Capacity		Comp Motor kW Input	Sensible To Total Ratio (S/T) Dry Bulb			Total Cooling Capacity		Comp Motor kW Input	Sensible To Total Ratio (S/T) Dry Bulb		
			kBtuh	kW		75°F 24°C	80°F 27°C	85°F 29°C	kBtuh	kW		75°F 24°C	80°F 27°C	85°F 29°C	kBtuh	kW		75°F 24°C	80°F 27°C	85°F 29°C	kBtuh	kW		75°F 24°C	80°F 27°C	85°F 29°C
63°F (17°C)	1100	520	42.0	12.3	2.05	.74	.86	.98	40.0	11.7	2.40	.75	.88	1.00	37.8	11.1	2.78	.77	.91	1.00	35.6	10.4	3.23	.79	.94	1.00
	1345	635	44.0	12.9	2.04	.77	.92	1.00	42.0	12.3	2.39	.79	.94	1.00	40.0	11.7	2.77	.81	.97	1.00	37.4	11.0	3.21	.84	1.00	1.00
	1540	725	45.5	13.3	2.04	.81	.96	1.00	43.5	12.7	2.38	.83	.99	1.00	41.0	12.0	2.76	.85	1.00	1.00	39.0	11.4	3.19	.89	1.00	1.00
67°F (19°C)	1100	520	44.5	13.0	2.04	.59	.71	.83	42.5	12.5	2.38	.59	.72	.85	40.5	11.9	2.76	.61	.74	.87	38.0	11.1	3.20	.61	.76	.90
	1345	635	46.5	13.6	2.04	.61	.75	.88	44.5	13.0	2.37	.62	.77	.90	42.5	12.5	2.75	.64	.79	.93	40.0	11.7	3.19	.65	.81	.96
	1540	725	48.0	14.1	2.03	.63	.77	.92	46.0	13.5	2.37	.65	.80	.95	43.5	12.7	2.74	.66	.83	.98	41.0	12.0	3.18	.68	.86	1.00
71°F (22°C)	1100	520	47.0	13.8	2.04	.46	.57	.69	45.0	13.2	2.37	.46	.58	.70	43.0	12.6	2.75	.46	.59	.71	41.0	12.0	3.18	.46	.60	.73
	1345	635	49.5	14.5	2.03	.47	.59	.73	47.5	13.9	2.36	.47	.60	.74	45.0	13.2	2.73	.47	.62	.76	42.5	12.5	3.17	.48	.63	.78
	1540	725	51.0	14.9	2.03	.48	.62	.76	49.0	14.4	2.36	.48	.63	.78	46.5	13.6	2.73	.49	.65	.80	44.0	12.9	3.16	.50	.66	.83

HPXA19-060 - C33-62D with G61MPV-60D-135 - CX34-62D-6F WITH G61MPV-60D-135 - SECOND STAGE COOLING CAPACITY

Entering Wet Bulb Temperature	Total Air Volume cfm L/s		Outdoor Air Temperature Entering Outdoor Coil																							
			85°F (29°C)						95°F (35°C)						105°F (41°C)						115°F (46°C)					
			Total Cooling Capacity		Comp Motor kW Input	Sensible To Total Ratio (S/T) Dry Bulb			Total Cooling Capacity		Comp Motor kW Input	Sensible To Total Ratio (S/T) Dry Bulb			Total Cooling Capacity		Comp Motor kW Input	Sensible To Total Ratio (S/T) Dry Bulb			Total Cooling Capacity		Comp Motor kW Input	Sensible To Total Ratio (S/T) Dry Bulb		
			kBtuh	kW		75°F 24°C	80°F 27°C	85°F 29°C	kBtuh	kW		75°F 24°C	80°F 27°C	85°F 29°C	kBtuh	kW		75°F 24°C	80°F 27°C	85°F 29°C	kBtuh	kW		75°F 24°C	80°F 27°C	85°F 29°C
63°F (17°C)	1790	845	59.5	17.4	3.72	.78	.91	1.00	56.5	16.6	4.17	.79	.94	1.00	53.0	15.5	4.67	.81	.97	1.00	49.5	14.5	5.22	.84	1.00	1.00
	1990	940	61.0	17.9	3.74	.80	.95	1.00	58.0	17.0	4.19	.82	.97	1.00	54.5	16.0	4.69	.85	1.00	1.00	51.5	15.1	5.26	.88	1.00	1.00
	2195	1035	62.5	18.3	3.76	.83	.98	1.00	59.0	17.3	4.21	.85	1.00	1.00	56.0	16.4	4.72	.88	1.00	1.00	53.0	15.5	5.29	.91	1.00	1.00
67°F (19°C)	1790	845	63.0	18.5	3.77	.61	.75	.88	60.0	17.6	4.22	.62	.77	.90	56.5	16.6	4.72	.64	.79	.93	53.0	15.5	5.28	.65	.82	.97
	1990	940	64.5	18.9	3.78	.63	.77	.91	61.0	17.9	4.24	.65	.79	.94	58.0	17.0	4.74	.66	.82	.97	54.0	15.8	5.30	.68	.85	1.00
	2195	1035	66.0	19.3	3.80	.65	.80	.95	62.5	18.3	4.26	.66	.83	.98	59.0	17.3	4.76	.68	.85	1.00	55.0	16.1	5.32	.70	.89	1.00
71°F (22°C)	1790	845	67.0	19.6	3.82	.47	.60	.72	63.5	18.6	4.27	.47	.61	.74	60.0	17.6	4.78	.48	.62	.76	56.5	16.6	5.35	.49	.64	.79
	1990	940	68.0	19.9	3.84	.48	.62	.75	65.0	19.0	4.30	.49	.63	.77	61.5	18.0	4.80	.49	.65	.79	57.5	16.9	5.37	.50	.66	.82
	2195	1035	70.0	20.5	3.86	.49	.64	.78	66.0	19.3	4.32	.50	.65	.80	62.5	18.3	4.82	.51	.67	.83	58.5	17.1	5.39	.51	.69	.86

HPXA19-060 - C33-62D with G61MPV-60D-135 - CX34-62D-6F WITH G61MPV-60D-135 - FIRST STAGE HEATING CAPACITY

Indoor Coil Air Volume 70°F db (21°C db)	Air Volume cfm L/s		Air Temperature Entering Outdoor Coil											
			65°F (18°C)			60°F (16°C)			55°F (13°C)			50°F (10°C)		
			Total Heating Capacity	Comp. Motor kW Input	kW	Total Heating Capacity	Comp. Motor kW Input	kW	Total Heating Capacity	Comp. Motor kW Input	kW	Total Heating Capacity	Comp. Motor kW Input	kW
1100	520	46.4	13.6			3.18			43.3			12.7		
1345	635	47.9	14.0	2.93	44.8	13.1	2.90	41.7	12.2	2.88	38.6	11.3	2.85	
1540	725	48.7	14.3	2.78	45.6	13.4	2.76	42.5	12.5	2.73	39.4	11.5	2.71	

HPXA19-060 - C33-62D with G61MPV-60D-135 - CX34-62D-6F WITH G61MPV-60D-135 - SECOND STAGE HEATING CAPACITY

Indoor Coil Air Volume 70°F db (21°C db)	Air Volume cfm L/s		Air Temperature Entering Outdoor Coil														
			65°F (18°C)			45°F (7°C)			25°F (-4°C)			5°F (-15°C)			-15°F (-26°C)		
			Total Heating Capacity	Comp. Motor kW Input	kW	Total Heating Capacity	Comp. Motor kW Input	kW	Total Heating Capacity	Comp. Motor kW Input	kW	Total Heating Capacity	Comp. Motor kW Input	kW	Total Heating Capacity	Comp. Motor kW Input	kW
1790	845	63.3	18.6			4.22			48.7			14.3			3.99		
1990	940	64.4	18.9	4.12	49.8	14.6	3.89	34.2	10.0	3.67	25.5	7.5	3.18	13.1	3.8	2.31	
2195	1035	65.4	19.2	4.04	50.8	14.9	3.81	35.2	10.3	3.59	26.5	7.8	3.10	14.1	4.1	2.23	

HPXA19-060 - C33-62D with G61MPV-60D-135 CX34-62D-6F WITH G61MPV-60D-135 - HEATING PERFORMANCE at 1990 cfm (940 L/s) Indoor Coil Air Volume

*Outdoor Temperature		Compressor Motor kW Input	Total Output	
°F	°C		kBtuh	kW
65	18	4.12	64.4	18.9
60	16	4.06	61.1	17.9
55	13	3.99	57.9	17.0
50	10	3.93	54.6	16.0
47	8	3.89	52.7	15.4
45	7	3.89	49.8	14.6
40	4	3.89	42.7	12.5
35	2	3.90	35.5	10.4
30	-1	3.79	34.9	10.2
25	-4	3.67	34.2	10.0
20	-7	3.56	33.5	9.8
17	-8	3.49	33.2	9.7
15	-9	3.47	31.9	9.3
10	-12	3.40	28.6	8.4
5	-15	3.18	25.5	7.5
0	-18	2.97	22.4	6.6
-5	-21	2.75	19.3	5.7
-10	-23	2.53	16.2	4.7
-15	-26	2.31	13.1	3.8
-20	-29	2.10	9.9	2.9

HEATING AND COOLING RATINGS

5 TON

NOTE - For Temperatures and Capacities not shown in tables, see bulletin - Cooling Unit Rating Table Correction Factor Data in Miscellaneous Engineering Data section.

HPXA19-060 - C33-62D with G60UHV-60D-135 - CX34-62D-6F with G60UHV-60D-135 - FIRST STAGE COOLING CAPACITY

Entering Wet Bulb Temperature	Total Air Volume		Outdoor Air Temperature Entering Outdoor Coil																							
			75°F (24°C)					85°F (29°C)					95°F (35°C)					105°F (41°C)								
	cfm	L/s	Total Cooling Capacity		Comp Motor kW Input	Sensible To Total Ratio (S/T) Dry Bulb			Total Cooling Capacity		Comp Motor kW Input	Sensible To Total Ratio (S/T) Dry Bulb			Total Cooling Capacity		Comp Motor kW Input	Sensible To Total Ratio (S/T) Dry Bulb			Total Cooling Capacity		Comp Motor kW Input	Sensible To Total Ratio (S/T) Dry Bulb		
			kBtuh	kW		75°F 24°C	80°F 27°C	85°F 29°C	kBtuh	kW		75°F 24°C	80°F 27°C	85°F 29°C	kBtuh	kW		75°F 24°C	80°F 27°C	85°F 29°C	kBtuh	kW		75°F 24°C	80°F 27°C	85°F 29°C
63°F (17°C)	1230	580	43.0	12.6	2.05	.76	.89	1.00	41.0	12.0	2.39	.77	.91	1.00	39.0	11.4	2.78	.79	.94	1.00	36.8	10.8	3.22	.82	.97	1.00
	1340	630	44.0	12.9	2.04	.78	.92	1.00	42.0	12.3	2.39	.79	.94	1.00	40.0	11.7	2.77	.82	.97	1.00	37.4	11.0	3.21	.84	1.00	1.00
	1400	660	44.5	13.0	2.04	.79	.93	1.00	42.5	12.5	2.38	.80	.96	1.00	40.0	11.7	2.76	.83	.99	1.00	38.0	11.1	3.20	.86	1.00	1.00
67°F (19°C)	1230	580	45.5	13.3	2.04	.60	.73	.86	43.5	12.7	2.38	.61	.75	.88	41.5	12.2	2.76	.62	.76	.90	39.0	11.4	3.19	.64	.79	.94
	1340	630	46.5	13.6	2.04	.61	.75	.88	44.5	13.0	2.37	.62	.77	.90	42.5	12.5	2.75	.64	.79	.93	40.0	11.7	3.19	.65	.81	.96
	1400	660	47.0	13.8	2.03	.62	.76	.89	45.0	13.2	2.37	.63	.78	.92	43.0	12.6	2.75	.64	.80	.95	40.5	11.9	3.18	.66	.83	.98
71°F (22°C)	1230	580	48.5	14.2	2.03	.46	.59	.71	46.5	13.6	2.37	.47	.59	.72	44.5	13.0	2.74	.47	.60	.73	42.0	12.3	3.17	.48	.62	.76
	1340	630	49.5	14.5	2.03	.47	.60	.72	47.5	13.9	2.36	.47	.60	.74	45.0	13.2	2.73	.48	.62	.76	42.5	12.5	3.16	.48	.64	.79
	1400	660	50.0	14.7	2.03	.47	.60	.73	48.0	14.1	2.36	.48	.62	.75	45.5	13.3	2.73	.48	.63	.77	43.0	12.6	3.16	.49	.65	.80

HPXA19-060 - C33-62D with G60UHV-60D-135 - CX34-62D-6F with G60UHV-60D-135 - SECOND STAGE COOLING CAPACITY

Entering Wet Bulb Temperature	Total Air Volume		Outdoor Air Temperature Entering Outdoor Coil																							
			85°F (29°C)					95°F (35°C)					105°F (41°C)					115°F (46°C)								
	cfm	L/s	Total Cooling Capacity		Comp Motor kW Input	Sensible To Total Ratio (S/T) Dry Bulb			Total Cooling Capacity		Comp Motor kW Input	Sensible To Total Ratio (S/T) Dry Bulb			Total Cooling Capacity		Comp Motor kW Input	Sensible To Total Ratio (S/T) Dry Bulb			Total Cooling Capacity		Comp Motor kW Input	Sensible To Total Ratio (S/T) Dry Bulb		
			kBtuh	kW		75°F 24°C	80°F 27°C	85°F 29°C	kBtuh	kW		75°F 24°C	80°F 27°C	85°F 29°C	kBtuh	kW		75°F 24°C	80°F 27°C	85°F 29°C	kBtuh	kW		75°F 24°C	80°F 27°C	85°F 29°C
63°F (17°C)	1760	830	59.0	17.3	3.71	.77	.91	1.00	56.0	16.4	4.17	.79	.94	1.00	53.0	15.5	4.66	.81	.96	1.00	49.5	14.5	5.22	.84	1.00	1.00
	1905	900	60.0	17.6	3.73	.79	.93	1.00	57.5	16.9	4.18	.81	.96	1.00	54.0	15.8	4.68	.83	.99	1.00	50.5	14.8	5.24	.86	1.00	1.00
	2000	945	61.0	17.9	3.74	.80	.95	1.00	58.0	17.0	4.19	.82	.97	1.00	54.5	16.0	4.69	.85	1.00	1.00	51.5	15.1	5.26	.88	1.00	1.00
67°F (19°C)	1760	830	63.0	18.5	3.76	.61	.75	.87	59.5	17.4	4.21	.62	.76	.90	56.5	16.6	4.72	.64	.78	.93	53.0	15.5	5.28	.65	.81	.96
	1905	900	64.0	18.8	3.77	.62	.76	.90	60.5	17.7	4.23	.64	.78	.92	57.5	16.9	4.74	.65	.81	.95	53.5	15.7	5.30	.67	.84	.99
	2000	945	64.5	18.9	3.78	.63	.77	.91	61.0	17.9	4.24	.64	.79	.94	58.0	17.0	4.74	.66	.82	.97	54.0	15.8	5.30	.68	.85	1.00
71°F (22°C)	1760	830	67.0	19.6	3.81	.47	.60	.72	63.5	18.6	4.27	.48	.61	.74	60.0	17.6	4.78	.48	.62	.76	56.0	16.4	5.34	.49	.64	.79
	1905	900	68.0	19.9	3.83	.47	.61	.74	64.5	18.9	4.29	.48	.62	.76	61.0	17.9	4.79	.49	.64	.78	57.0	16.7	5.36	.49	.65	.81
	2000	945	68.0	19.9	3.84	.48	.61	.75	65.0	19.0	4.30	.48	.63	.77	61.5	18.0	4.80	.49	.65	.79	57.5	16.9	5.37	.50	.66	.82

HPXA19-060 - C33-62D with G60UHV-60D-135 - CX34-62D-6F with G60UHV-60D-135 - FIRST STAGE HEATING CAPACITY

Indoor Coil Air Volume 70°F db (21°C db)	Air Temperature Entering Outdoor Coil												
	65°F (18°C)			60°F (16°C)			55°F (13°C)			50°F (10°C)			
	cfm	L/s	Total Heating Capacity kBtuh	kW	Comp. Motor kW Input	Total Heating Capacity kBtuh	kW	Comp. Motor kW Input	Total Heating Capacity kBtuh	kW	Comp. Motor kW Input	Total Heating Capacity kBtuh	kW
1230	585	47.1	13.8	3.02	44.1	12.9	3.00	41.1	12.0	2.97	38.0	11.1	2.95
1340	630	47.8	14.0	2.93	44.8	13.1	2.91	41.7	12.2	2.88	38.7	11.3	2.86
1400	660	48.2	14.1	2.88	45.1	13.2	2.86	42.1	12.3	2.83	39.1	11.5	2.81

HPXA19-060 - C33-62D with G60UHV-60D-135 - CX34-62D-6F with G60UHV-60D-135 - SECOND STAGE HEATING CAPACITY

Indoor Coil Air Volume 70°F db (21°C db)	Air Temperature Entering Outdoor Coil														
	65°F (18°C)			45°F (7°C)			25°F (-4°C)			5°F (-15°C)			-15°F (-26°C)		
	cfm	L/s	Total Heating Capacity kBtuh	kW	Comp. Motor kW Input	Total Heating Capacity kBtuh	kW	Comp. Motor kW Input	Total Heating Capacity kBtuh	kW	Comp. Motor kW Input	Total Heating Capacity kBtuh	kW	Comp. Motor kW Input	
1760	835	63.3	18.6	4.25	48.8	14.3	4.00	33.2	9.7	3.77	24.6	7.2	3.27		
1905	900	63.9	18.7	4.18	49.4	14.5	3.93	33.8	9.9	3.70	25.2	7.4	3.20		
2000	945	64.1	18.8	4.13	49.6	14.5	3.88	34.0	10.0	3.65	25.4	7.4	3.14		

HPXA19-060 - C33-62D with G60UHV-60D-135 CX34-62D-6F with G60UHV-60D-135 - HEATING PERFORMANCE at 1905 cfm (900 L/s) Indoor Coil Air Volume

*Outdoor Temperature		Compressor Motor kW Input	Total Output	
°F	°C		kBtuh	kW
65	18	4.18	63.9	18.7
60	16	4.11	60.7	17.8
55	13	4.04	57.4	16.8
50	10	3.97	54.2	15.9
47	8	3.93	52.2	15.3
45	7	3.93	49.4	14.5
40	4	3.93	42.3	12.4
35	2	3.93	35.2	10.3
30	-1	3.82	34.5	10.1
25	-4	3.70	33.8	9.9
20	-7	3.58	33.2	9.7
17	-8	3.51	32.8	9.6
15	-9	3.49	31.5	9.2
10	-12	3.42	28.2	8.3
5	-15	3.20	25.2	7.4
0	-18	2.98	22.1	6.5
-5	-21	2.76	19.0	5.6
-10	-23	2.54	16.0	4.7
-15	-26	2.33	12.9	3.8
-20	-29	2.11	9.8	2.9

HEATING AND COOLING RATINGS

5 TON

NOTE - For Temperatures and Capacities not shown in tables, see bulletin - Cooling Unit Rating Table Correction Factor Data in Miscellaneous Engineering Data section.

HPXA19-060 - CR26-60N/W-F - FIRST STAGE COOLING CAPACITY

Entering Wet Bulb Temperature	Total Air Volume		Outdoor Air Temperature Entering Outdoor Coil																							
			75°F (24°C)						85°F (29°C)						95°F (35°C)						105°F (41°C)					
			Total Cooling Capacity		Comp Motor kW Input	Sensible To Total Ratio (S/T) Dry Bulb			Total Cooling Capacity		Comp Motor kW Input	Sensible To Total Ratio (S/T) Dry Bulb			Total Cooling Capacity		Comp Motor kW Input	Sensible To Total Ratio (S/T) Dry Bulb			Total Cooling Capacity		Comp Motor kW Input	Sensible To Total Ratio (S/T) Dry Bulb		
			kBtuh	kW		75°F 24°C	80°F 27°C	85°F 29°C	kBtuh	kW		75°F 24°C	80°F 27°C	85°F 29°C	kBtuh	kW		75°F 24°C	80°F 27°C	85°F 29°C	kBtuh	kW		75°F 24°C	80°F 27°C	85°F 29°C
63°F (17°C)	1300	615	43.5	12.7	2.05	.78	.92	1.00	41.5	12.2	2.39	.80	.95	1.00	39.0	11.4	2.77	.82	.97	1.00	36.8	10.8	3.22	.84	.99	1.00
	1400	660	44.0	12.9	2.04	.80	.95	1.00	42.0	12.3	2.39	.82	.97	1.00	40.0	11.7	2.77	.84	.99	1.00	37.6	11.0	3.21	.87	1.00	1.00
	1500	710	44.5	13.0	2.04	.82	.97	1.00	42.5	12.5	2.38	.83	.99	1.00	40.5	11.9	2.77	.86	1.00	1.00	38.5	11.3	3.20	.89	1.00	1.00
67°F (19°C)	1300	615	46.0	13.5	2.04	.62	.75	.88	44.0	12.9	2.38	.62	.77	.91	42.0	12.3	2.76	.64	.79	.94	39.0	11.4	3.19	.65	.81	.96
	1400	660	47.0	13.8	2.04	.63	.77	.91	45.0	13.2	2.37	.64	.79	.93	42.5	12.5	2.75	.65	.81	.96	40.0	11.7	3.19	.67	.84	.99
	1500	710	47.5	13.9	2.03	.64	.79	.93	45.5	13.3	2.37	.65	.81	.96	43.0	12.6	2.75	.66	.83	.98	40.5	11.9	3.18	.68	.86	1.00
71°F (22°C)	1300	615	48.5	14.2	2.03	.47	.60	.73	46.5	13.6	2.36	.47	.61	.74	44.5	13.0	2.74	.47	.62	.76	42.0	12.3	3.17	.48	.64	.78
	1400	660	49.5	14.5	2.03	.48	.62	.75	47.5	13.9	2.36	.48	.63	.76	45.0	13.2	2.74	.48	.64	.78	42.5	12.5	3.16	.49	.65	.81
	1500	710	50.0	14.7	2.03	.48	.63	.76	48.0	14.1	2.36	.49	.64	.78	46.0	13.5	2.73	.49	.65	.80	43.0	12.6	3.16	.50	.67	.83

HPXA19-060 - CR26-60N/W-F - SECOND STAGE COOLING CAPACITY

Entering Wet Bulb Temperature	Total Air Volume		Outdoor Air Temperature Entering Outdoor Coil																							
			85°F (29°C)						95°F (35°C)						105°F (41°C)						115°F (46°C)					
			Total Cooling Capacity		Comp Motor kW Input	Sensible To Total Ratio (S/T) Dry Bulb			Total Cooling Capacity		Comp Motor kW Input	Sensible To Total Ratio (S/T) Dry Bulb			Total Cooling Capacity		Comp Motor kW Input	Sensible To Total Ratio (S/T) Dry Bulb			Total Cooling Capacity		Comp Motor kW Input	Sensible To Total Ratio (S/T) Dry Bulb		
			kBtuh	kW		75°F 24°C	80°F 27°C	85°F 29°C	kBtuh	kW		75°F 24°C	80°F 27°C	85°F 29°C	kBtuh	kW		75°F 24°C	80°F 27°C	85°F 29°C	kBtuh	kW		75°F 24°C	80°F 27°C	85°F 29°C
63°F (17°C)	1500	710	56.0	16.4	3.67	.75	.88	.99	53.0	15.5	4.12	.77	.90	1.00	50.0	14.7	4.62	.79	.93	1.00	46.5	13.6	5.17	.81	.96	1.00
	1700	800	57.5	16.9	3.69	.77	.91	1.00	54.5	16.0	4.14	.79	.94	1.00	51.5	15.1	4.64	.81	.96	1.00	48.0	14.1	5.19	.84	.99	1.00
	1900	895	59.0	17.3	3.71	.80	.95	1.00	56.0	16.4	4.16	.82	.97	1.00	52.5	15.4	4.66	.85	.99	1.00	49.5	14.5	5.22	.88	1.00	1.00
67°F (19°C)	1500	710	59.5	17.4	3.72	.60	.73	.84	56.5	16.6	4.17	.61	.74	.87	53.5	15.7	4.67	.62	.76	.89	50.0	14.7	5.23	.64	.78	.93
	1700	800	61.0	17.9	3.74	.61	.75	.88	58.0	17.0	4.19	.62	.76	.90	54.5	16.0	4.69	.64	.79	.93	51.0	14.9	5.25	.65	.81	.96
	1900	895	62.5	18.3	3.76	.63	.78	.91	59.5	17.4	4.21	.65	.80	.94	56.0	16.4	4.71	.66	.82	.97	52.0	15.2	5.27	.68	.85	.99
71°F (22°C)	1500	710	62.5	18.3	3.76	.46	.58	.70	60.0	17.6	4.22	.47	.59	.71	56.5	16.6	4.72	.47	.60	.73	53.0	15.5	5.28	.48	.62	.76
	1700	800	64.5	18.9	3.79	.47	.60	.72	61.5	18.0	4.24	.47	.61	.74	58.0	17.0	4.75	.48	.62	.76	54.5	16.0	5.31	.48	.64	.79
	1900	895	66.0	19.3	3.81	.48	.62	.75	63.0	18.5	4.26	.49	.63	.77	59.5	17.4	4.77	.49	.65	.79	55.5	16.3	5.33	.50	.66	.82

HPXA19-060 - CR26-60N/W-F - FIRST STAGE HEATING CAPACITY

Indoor Coil Air Volume 70°F db (21°C db)	Air Temperature Entering Outdoor Coil												
	65°F (18°C)			60°F (16°C)			55°F (13°C)			50°F (10°C)			
	cfm	L/s	Total Heating Capacity kBtuh	kW	Comp. Motor kW Input	Total Heating Capacity kBtuh	kW	Comp. Motor kW Input	Total Heating Capacity kBtuh	kW	Comp. Motor kW Input	Total Heating Capacity kBtuh	kW
1300	615	48.6	14.2	2.89	45.5	13.3	2.87	42.4	12.4	2.84	39.3	11.5	2.81
1400	660	49.0	14.4	2.81	45.9	13.5	2.78	42.9	12.6	2.76	39.8	11.7	2.73
1500	710	49.4	14.5	2.74	46.3	13.6	2.72	43.3	12.7	2.69	40.2	11.8	2.66

HPXA19-060 - CR26-60N/W-F - SECOND STAGE HEATING CAPACITY

Indoor Coil Air Volume 70°F db (21°C db)	Air Temperature Entering Outdoor Coil														
	65°F (18°C)			45°F (7°C)			25°F (-4°C)			5°F (-15°C)			-15°F (-26°C)		
	cfm	L/s	Total Heating Capacity kBtuh	kW	Comp. Motor kW Input	Total Heating Capacity kBtuh	kW	Comp. Motor kW Input	Total Heating Capacity kBtuh	kW	Comp. Motor kW Input	Total Heating Capacity kBtuh	kW	Comp. Motor kW Input	
1500	710	62.9	18.4	4.36	48.5	14.2	4.07	33.2	9.7	3.80	24.5	7.2	3.29		
1700	800	63.7	18.7	4.22	49.3	14.4	3.93	34.0	10.0	3.66	25.3	7.4	3.15		
1900	895	64.4	18.9	4.11	50.0	14.7	3.82	34.7	10.2	3.55	26.0	7.6	3.04		

HPXA19-060 - CR26-60N/W-F - HEATING PERFORMANCE at 1700 cfm (800 L/s) Indoor Coil Air Volume

*Outdoor Temperature		Compressor Motor kW Input		Total Output	
°F	°C	kW Input		kBtuh	kW
65	18	4.22		63.7	18.7
60	16	4.14		60.5	17.7
55	13	4.06		57.3	16.8
50	10	3.99		54.1	15.9
47	8	3.94		52.2	15.3
45	7	3.93		49.3	14.4
40	4	3.92		42.3	12.4
35	2	3.90		35.3	10.3
30	-1	3.78		34.6	10.1
25	-4	3.66		34.0	10.0
20	-7	3.54		33.3	9.8
17	-8	3.47		32.9	9.6
15	-9	3.44		31.6	9.3
10	-12	3.36		28.4	8.3
5	-15	3.15		25.3	7.4
0	-18	2.94		22.3	6.5
-5	-21	2.72		19.2	5.6
-10	-23	2.51		16.1	4.7
-15	-26	2.30		13.0	3.8
-20	-29	2.08		9.9	2.9

HEATING AND COOLING RATINGS

5 TON

NOTE - For Temperatures and Capacities not shown in tables, see bulletin - Cooling Unit Rating Table Correction Factor Data in Miscellaneous Engineering Data section.

HPXA19-060 - CR26-60W-F with G60DFV-60D-135 - FIRST STAGE COOLING CAPACITY

Entering Wet Bulb Temperature	Total Air Volume		Outdoor Air Temperature Entering Outdoor Coil																							
			75°F (24°C)						85°F (29°C)						95°F (35°C)						105°F (41°C)					
			Total Cooling Capacity		Comp Motor kW Input	Sensible To Total Ratio (S/T) Dry Bulb			Total Cooling Capacity		Comp Motor kW Input	Sensible To Total Ratio (S/T) Dry Bulb			Total Cooling Capacity		Comp Motor kW Input	Sensible To Total Ratio (S/T) Dry Bulb			Total Cooling Capacity		Comp Motor kW Input	Sensible To Total Ratio (S/T) Dry Bulb		
			kBtuh	kW		75°F 24°C	80°F 27°C	85°F 29°C	kBtuh	kW		75°F 24°C	80°F 27°C	85°F 29°C	kBtuh	kW		75°F 24°C	80°F 27°C	85°F 29°C	kBtuh	kW		75°F 24°C	80°F 27°C	85°F 29°C
63°F (17°C)	1195	565	42.5	12.5	2.05	.76	.89	1.00	40.5	11.9	2.40	.77	.92	1.00	38.5	11.3	2.78	.79	.94	1.00	36.0	10.6	3.23	.81	.97	1.00
	1340	630	43.5	12.7	2.05	.78	.93	1.00	41.5	12.2	2.39	.80	.95	1.00	39.5	11.6	2.77	.82	.97	1.00	36.8	10.8	3.22	.84	1.00	1.00
	1465	690	44.5	13.0	2.04	.80	.95	1.00	42.5	12.5	2.38	.82	.98	1.00	40.0	11.7	2.77	.84	1.00	1.00	37.8	11.1	3.21	.87	1.00	1.00
67°F (19°C)	1195	565	45.0	13.2	2.04	.60	.73	.86	43.0	12.6	2.38	.61	.74	.88	41.0	12.0	2.76	.62	.76	.90	38.5	11.3	3.20	.63	.79	.93
	1340	630	46.0	13.5	2.04	.61	.75	.89	44.0	12.9	2.38	.62	.77	.91	42.0	12.3	2.75	.63	.79	.94	39.5	11.6	3.19	.65	.82	.97
	1465	690	47.0	13.8	2.03	.63	.78	.92	45.0	13.2	2.37	.64	.79	.94	42.5	12.5	2.75	.65	.82	.97	40.0	11.7	3.18	.67	.84	.99
71°F (22°C)	1195	565	47.5	13.9	2.03	.45	.58	.70	45.5	13.3	2.37	.46	.59	.72	43.5	12.7	2.74	.46	.60	.73	41.0	12.0	3.18	.47	.61	.76
	1340	630	49.0	14.4	2.03	.46	.60	.73	47.0	13.8	2.36	.47	.61	.75	44.5	13.0	2.74	.47	.62	.76	42.0	12.3	3.17	.48	.64	.79
	1465	690	50.0	14.7	2.03	.47	.61	.75	47.5	13.9	2.36	.47	.63	.77	45.5	13.3	2.73	.48	.64	.79	42.5	12.5	3.16	.48	.65	.82

HPXA19-060 - CR26-60W-F with G60DFV-60D-135 - SECOND STAGE COOLING CAPACITY

Entering Wet Bulb Temperature	Total Air Volume		Outdoor Air Temperature Entering Outdoor Coil																							
			85°F (29°C)						95°F (35°C)						105°F (41°C)						115°F (46°C)					
			Total Cooling Capacity		Comp Motor kW Input	Sensible To Total Ratio (S/T) Dry Bulb			Total Cooling Capacity		Comp Motor kW Input	Sensible To Total Ratio (S/T) Dry Bulb			Total Cooling Capacity		Comp Motor kW Input	Sensible To Total Ratio (S/T) Dry Bulb			Total Cooling Capacity		Comp Motor kW Input	Sensible To Total Ratio (S/T) Dry Bulb		
			kBtuh	kW		75°F 24°C	80°F 27°C	85°F 29°C	kBtuh	kW		75°F 24°C	80°F 27°C	85°F 29°C	kBtuh	kW		75°F 24°C	80°F 27°C	85°F 29°C	kBtuh	kW		75°F 24°C	80°F 27°C	85°F 29°C
63°F (17°C)	1710	805	57.5	16.9	3.69	.77	.91	1.00	54.5	16.0	4.14	.79	.94	1.00	51.5	15.1	4.64	.81	.96	1.00	48.0	14.1	5.19	.84	.99	1.00
	1890	890	59.0	17.3	3.71	.80	.94	1.00	56.0	16.4	4.16	.82	.97	1.00	52.5	15.4	4.66	.84	.99	1.00	49.0	14.4	5.22	.87	1.00	1.00
	2095	990	60.0	17.6	3.72	.82	.97	1.00	57.0	16.7	4.18	.84	.99	1.00	53.5	15.7	4.68	.87	1.00	1.00	50.5	14.8	5.24	.90	1.00	1.00
67°F (19°C)	1710	805	61.0	17.9	3.74	.61	.75	.88	58.0	17.0	4.19	.62	.76	.90	54.5	16.0	4.69	.63	.78	.93	51.0	14.9	5.25	.65	.81	.96
	1890	890	62.5	18.3	3.75	.63	.77	.91	59.0	17.3	4.21	.64	.79	.93	56.0	16.4	4.71	.65	.81	.96	52.0	15.2	5.27	.67	.85	.99
	2095	990	63.5	18.6	3.77	.64	.79	.94	60.5	17.7	4.22	.66	.82	.96	57.0	16.7	4.73	.67	.84	.99	53.0	15.5	5.28	.69	.88	1.00
71°F (22°C)	1710	805	64.5	18.9	3.79	.46	.60	.72	61.0	17.9	4.24	.47	.61	.74	58.0	17.0	4.75	.47	.62	.76	54.5	16.0	5.31	.48	.63	.78
	1890	890	66.0	19.3	3.80	.47	.62	.75	62.5	18.3	4.26	.48	.63	.76	59.0	17.3	4.76	.49	.64	.79	55.5	16.3	5.33	.49	.66	.82
	2095	990	67.0	19.6	3.82	.48	.63	.77	64.0	18.8	4.28	.49	.64	.79	60.0	17.6	4.78	.49	.66	.82	56.5	16.6	5.35	.50	.68	.85

HPXA19-060 - CR26-60W-F with G60DFV-60D-135 - FIRST STAGE HEATING CAPACITY

Indoor Coil Air Volume 70°F db (21°C db)		Air Temperature Entering Outdoor Coil											
		65°F (18°C)			60°F (16°C)			55°F (13°C)			50°F (10°C)		
		Total Heating Capacity		Comp. Motor kW Input	Total Heating Capacity		Comp. Motor kW Input	Total Heating Capacity		Comp. Motor kW Input	Total Heating Capacity		Comp. Motor kW Input
kBtuh	kW	kBtuh	kW		kBtuh	kW		kBtuh	kW				
1195	565	47.4	13.9	2.98	44.4	13.0	2.95	41.4	12.1	2.92	38.3	11.2	2.89
1340	630	48.0	14.1	2.84	45.0	13.2	2.81	42.0	12.3	2.78	38.9	11.4	2.75
1465	690	48.4	14.2	2.75	45.4	13.3	2.72	42.3	12.4	2.69	39.3	11.5	2.66

HPXA19-060 - CR26-60W-F with G60DFV-60D-135 - SECOND STAGE HEATING CAPACITY

Indoor Coil Air Volume 70°F db (21°C db)		Air Temperature Entering Outdoor Coil														
		65°F (18°C)			45°F (7°C)			25°F (-4°C)			5°F (-15°C)			-15°F (-26°C)		
		Total Heating Capacity		Comp. Motor kW Input	Total Heating Capacity		Comp. Motor kW Input	Total Heating Capacity		Comp. Motor kW Input	Total Heating Capacity		Comp. Motor kW Input	Total Heating Capacity		Comp. Motor kW Input
kBtuh	kW	kBtuh	kW		kBtuh	kW		kBtuh	kW		kBtuh	kW				
1710	805	63.6	18.6	4.18	49.0	14.4	3.92	33.5	9.8	3.68	24.8	7.3	3.19	12.3	3.6	2.35
1890	890	64.4	18.9	4.09	49.8	14.6	3.83	34.3	10.1	3.59	25.6	7.5	3.10	13.1	3.8	2.26
2095	990	64.9	19.0	3.99	50.3	14.7	3.73	34.8	10.2	3.49	26.1	7.6	3.00	13.6	4.0	2.16

HPXA19-060 - CR26-60W-F with G60DFV-60D-135 - HEATING PERFORMANCE at 1890 cfm (890 L/s) Indoor Coil Air Volume

*Outdoor Temperature		Compressor Motor kW Input	Total Output	
°F	°C		kBtuh	kW
65	18	4.09	64.4	18.9
60	16	4.02	61.1	17.9
55	13	3.95	57.9	17.0
50	10	3.87	54.6	16.0
47	8	3.83	52.7	15.4
45	7	3.83	49.8	14.6
40	4	3.82	42.7	12.5
35	2	3.81	35.6	10.4
30	-1	3.70	34.9	10.2
25	-4	3.59	34.3	10.1
20	-7	3.48	33.6	9.8
17	-8	3.41	33.2	9.7
15	-9	3.38	31.9	9.3
10	-12	3.31	28.7	8.4
5	-15	3.10	25.6	7.5
0	-18	2.89	22.4	6.6
-5	-21	2.68	19.3	5.7
-10	-23	2.47	16.2	4.7
-15	-26	2.26	13.1	3.8
-20	-29	2.05	10.0	2.9

HEATING AND COOLING RATINGS

5 TON

NOTE - For Temperatures and Capacities not shown in tables, see bulletin - Cooling Unit Rating Table Correction Factor Data in Miscellaneous Engineering Data section.

HPXA19-060 - CH33-62D-2F - FIRST STAGE COOLING CAPACITY

Entering Wet Bulb Temperature	Total Air Volume		Outdoor Air Temperature Entering Outdoor Coil																							
			75°F (24°C)						85°F (29°C)						95°F (35°C)						105°F (41°C)					
			Total Cooling Capacity		Comp Motor kW Input	Sensible To Total Ratio (S/T) Dry Bulb			Total Cooling Capacity		Comp Motor kW Input	Sensible To Total Ratio (S/T) Dry Bulb			Total Cooling Capacity		Comp Motor kW Input	Sensible To Total Ratio (S/T) Dry Bulb			Total Cooling Capacity		Comp Motor kW Input	Sensible To Total Ratio (S/T) Dry Bulb		
			kBtuh	kW		75°F 24°C	80°F 27°C	85°F 29°C	kBtuh	kW		75°F 24°C	80°F 27°C	85°F 29°C	kBtuh	kW		75°F 24°C	80°F 27°C	85°F 29°C	kBtuh	kW		75°F 24°C	80°F 27°C	85°F 29°C
63°F (17°C)	1300	615	43.5	12.7	2.05	.77	.90	1.00	41.5	12.2	2.39	.78	.93	1.00	39.0	11.4	2.77	.80	.95	1.00	36.8	10.8	3.22	.83	.98	1.00
	1400	660	44.0	12.9	2.04	.78	.92	1.00	42.0	12.3	2.39	.80	.95	1.00	40.0	11.7	2.77	.82	.98	1.00	37.6	11.0	3.21	.85	1.00	1.00
	1500	710	45.0	13.2	2.04	.80	.95	1.00	42.5	12.5	2.38	.82	.97	1.00	40.5	11.9	2.76	.84	1.00	1.00	38.5	11.3	3.20	.87	1.00	1.00
67°F (19°C)	1300	615	46.0	13.5	2.04	.61	.74	.87	44.0	12.9	2.38	.62	.76	.89	41.5	12.2	2.76	.63	.78	.92	39.5	11.6	3.19	.65	.80	.95
	1400	660	47.0	13.8	2.04	.62	.76	.89	44.5	13.0	2.37	.63	.78	.91	42.5	12.5	2.75	.65	.80	.94	40.0	11.7	3.19	.66	.82	.97
	1500	710	47.5	13.9	2.03	.63	.77	.91	45.5	13.3	2.37	.64	.79	.94	43.0	12.6	2.75	.66	.82	.96	40.5	11.9	3.18	.67	.84	.99
71°F (22°C)	1300	615	48.5	14.2	2.03	.47	.60	.72	46.5	13.6	2.36	.47	.61	.73	44.5	13.0	2.74	.48	.62	.75	42.0	12.3	3.17	.49	.63	.77
	1400	660	49.5	14.5	2.03	.48	.61	.73	47.5	13.9	2.36	.48	.62	.75	45.0	13.2	2.74	.49	.63	.77	42.5	12.5	3.17	.49	.65	.80
	1500	710	50.5	14.8	2.03	.48	.62	.75	48.0	14.1	2.36	.49	.63	.77	46.0	13.5	2.73	.49	.64	.79	43.0	12.6	3.16	.50	.66	.81

HPXA19-060 - CH33-62D-2F - SECOND STAGE COOLING CAPACITY

Entering Wet Bulb Temperature	Total Air Volume		Outdoor Air Temperature Entering Outdoor Coil																							
			85°F (29°C)						95°F (35°C)						105°F (41°C)						115°F (46°C)					
			Total Cooling Capacity		Comp Motor kW Input	Sensible To Total Ratio (S/T) Dry Bulb			Total Cooling Capacity		Comp Motor kW Input	Sensible To Total Ratio (S/T) Dry Bulb			Total Cooling Capacity		Comp Motor kW Input	Sensible To Total Ratio (S/T) Dry Bulb			Total Cooling Capacity		Comp Motor kW Input	Sensible To Total Ratio (S/T) Dry Bulb		
			kBtuh	kW		75°F 24°C	80°F 27°C	85°F 29°C	kBtuh	kW		75°F 24°C	80°F 27°C	85°F 29°C	kBtuh	kW		75°F 24°C	80°F 27°C	85°F 29°C	kBtuh	kW		75°F 24°C	80°F 27°C	85°F 29°C
63°F (17°C)	1800	850	59.0	17.3	3.71	.77	.91	1.00	56.0	16.4	4.16	.79	.93	1.00	52.5	15.4	4.66	.81	.96	1.00	49.0	14.4	5.22	.84	.99	1.00
	2000	945	60.0	17.6	3.73	.79	.93	1.00	57.0	16.7	4.18	.81	.96	1.00	54.0	15.8	4.68	.83	.99	1.00	50.5	14.8	5.24	.87	1.00	1.00
	2200	1040	61.5	18.0	3.74	.81	.96	1.00	58.0	17.0	4.19	.83	.99	1.00	55.0	16.1	4.69	.86	1.00	1.00	52.0	15.2	5.27	.89	1.00	1.00
67°F (19°C)	1800	850	62.5	18.3	3.75	.61	.74	.87	59.0	17.3	4.21	.63	.76	.89	56.0	16.4	4.71	.64	.78	.92	52.0	15.2	5.27	.66	.81	.96
	2000	945	64.0	18.8	3.77	.63	.77	.90	60.5	17.7	4.23	.64	.79	.93	57.0	16.7	4.73	.65	.81	.96	53.5	15.7	5.29	.67	.84	.99
	2200	1040	65.0	19.0	3.79	.64	.79	.93	62.0	18.2	4.24	.65	.81	.96	58.0	17.0	4.75	.67	.84	.99	54.5	16.0	5.31	.69	.87	1.00
71°F (22°C)	1800	850	66.0	19.3	3.81	.48	.60	.72	63.0	18.5	4.26	.48	.61	.74	59.5	17.4	4.77	.48	.62	.76	55.5	16.3	5.34	.49	.64	.78
	2000	945	67.0	19.6	3.83	.48	.61	.74	64.0	18.8	4.29	.49	.63	.76	60.5	17.7	4.79	.49	.64	.78	57.0	16.7	5.36	.50	.66	.81
	2200	1040	69.0	20.2	3.85	.49	.63	.76	65.0	19.0	4.30	.49	.64	.78	62.0	18.2	4.81	.50	.66	.81	58.0	17.0	5.38	.51	.68	.84

HPXA19-060 - CH33-62D-2F - FIRST STAGE HEATING CAPACITY

Indoor Coil Air Volume 70°F db (21°C db)	Air Temperature Entering Outdoor Coil												
	65°F (18°C)			60°F (16°C)			55°F (13°C)			50°F (10°C)			
	cfm	L/s	Total Heating Capacity kBtuh	kW	Comp. Motor kW Input	Total Heating Capacity kBtuh	kW	Comp. Motor kW Input	Total Heating Capacity kBtuh	kW	Comp. Motor kW Input	Total Heating Capacity kBtuh	kW
1300	615	47.8	14.0	3.05	44.8	13.1	3.02	41.8	12.3	3.00	38.7	11.3	2.97
1400	660	48.4	14.2	2.96	45.4	13.3	2.93	42.3	12.4	2.91	39.3	11.5	2.88
1500	710	48.8	14.3	2.88	45.8	13.4	2.85	42.8	12.5	2.83	39.7	11.6	2.80

HPXA19-060 - CH33-62D-2F - SECOND STAGE HEATING CAPACITY

Indoor Coil Air Volume 70°F db (21°C db)	Air Temperature Entering Outdoor Coil														
	65°F (18°C)			45°F (7°C)			25°F (-4°C)			5°F (-15°C)			-15°F (-26°C)		
	cfm	L/s	Total Heating Capacity kBtuh	kW	Comp. Motor kW Input	Total Heating Capacity kBtuh	kW	Comp. Motor kW Input	Total Heating Capacity kBtuh	kW	Comp. Motor kW Input	Total Heating Capacity kBtuh	kW	Comp. Motor kW Input	
1800	850	63.6	18.6	4.30	49.1	14.4	4.05	33.6	9.8	3.82	24.9	7.3	3.32		
2000	945	64.2	18.8	4.18	49.7	14.6	3.93	34.2	10.0	3.70	25.5	7.5	3.21		
2200	1040	64.8	19.0	4.10	50.3	14.7	3.85	34.8	10.2	3.62	26.1	7.6	3.13		

HPXA19-060 - CH33-62D-2F - HEATING PERFORMANCE at 2000 cfm (945 L/s) Indoor Coil Air Volume

*Outdoor Temperature		Compressor Motor kW Input		Total Output	
°F	°C	kW Input		kBtuh	kW
65	18	4.18		64.2	18.8
60	16	4.11		60.9	17.8
55	13	4.04		57.7	16.9
50	10	3.98		54.5	16.0
47	8	3.93		52.5	15.4
45	7	3.93		49.7	14.6
40	4	3.93		42.6	12.5
35	2	3.93		35.5	10.4
30	-1	3.81		34.9	10.2
25	-4	3.70		34.2	10.0
20	-7	3.59		33.6	9.8
17	-8	3.52		33.2	9.7
15	-9	3.50		31.9	9.3
10	-12	3.43		28.7	8.4
5	-15	3.21		25.5	7.5
0	-18	2.99		22.4	6.6
-5	-21	2.77		19.3	5.7
-10	-23	2.55		16.2	4.7
-15	-26	2.33		13.1	3.8
-20	-29	2.12		10.0	2.9

HEATING AND COOLING RATINGS

5 TON

NOTE - For Temperatures and Capacities not shown in tables, see bulletin - Cooling Unit Rating Table Correction Factor Data in Miscellaneous Engineering Data section.

HPXA19-060 - CH23-68 - FIRST STAGE COOLING CAPACITY

Entering Wet Bulb Temperature	Total Air Volume		Outdoor Air Temperature Entering Outdoor Coil																							
			75°F (24°C)						85°F (29°C)						95°F (35°C)						105°F (41°C)					
			Total Cooling Capacity		Comp Motor kW Input	Sensible To Total Ratio (S/T) Dry Bulb			Total Cooling Capacity		Comp Motor kW Input	Sensible To Total Ratio (S/T) Dry Bulb			Total Cooling Capacity		Comp Motor kW Input	Sensible To Total Ratio (S/T) Dry Bulb			Total Cooling Capacity		Comp Motor kW Input	Sensible To Total Ratio (S/T) Dry Bulb		
			kBtuh	kW		75°F 24°C	80°F 27°C	85°F 29°C	kBtuh	kW		75°F 24°C	80°F 27°C	85°F 29°C	kBtuh	kW		75°F 24°C	80°F 27°C	85°F 29°C	kBtuh	kW		75°F 24°C	80°F 27°C	85°F 29°C
63°F (17°C)	1300	615	44.0	12.9	2.05	.78	.92	1.00	42.0	12.3	2.39	.79	.94	1.00	39.5	11.6	2.78	.82	.97	1.00	37.6	11.0	3.22	.84	.99	1.00
	1400	660	44.5	13.0	2.05	.80	.94	1.00	42.5	12.5	2.39	.82	.97	1.00	40.5	11.9	2.77	.84	.99	1.00	38.5	11.3	3.21	.87	1.00	1.00
	1500	710	45.5	13.3	2.04	.81	.97	1.00	43.5	12.7	2.38	.83	.99	1.00	41.5	12.2	2.77	.86	1.00	1.00	39.0	11.4	3.20	.89	1.00	1.00
67°F (19°C)	1300	615	46.5	13.6	2.04	.61	.75	.88	44.5	13.0	2.38	.62	.77	.91	42.5	12.5	2.76	.64	.79	.93	40.0	11.7	3.20	.65	.81	.96
	1400	660	47.5	13.9	2.04	.63	.77	.91	45.5	13.3	2.38	.64	.79	.93	43.0	12.6	2.75	.65	.81	.96	40.5	11.9	3.19	.67	.84	.99
	1500	710	48.0	14.1	2.04	.64	.79	.93	46.0	13.5	2.37	.65	.81	.96	43.5	12.7	2.75	.66	.83	.98	41.0	12.0	3.19	.68	.86	1.00
71°F (22°C)	1300	615	50.0	14.7	2.03	.47	.60	.72	47.5	13.9	2.37	.47	.61	.74	45.5	13.3	2.74	.48	.62	.76	43.0	12.6	3.17	.48	.64	.79
	1400	660	50.5	14.8	2.03	.47	.61	.72	48.5	14.2	2.36	.48	.62	.76	46.0	13.5	2.74	.48	.64	.78	43.5	12.7	3.17	.49	.65	.81
	1500	710	51.5	15.1	2.03	.48	.62	.76	49.0	14.4	2.36	.48	.64	.78	46.5	13.6	2.74	.49	.65	.80	44.0	12.9	3.17	.50	.67	.83

HPXA19-060 - CH23-68 - SECOND STAGE COOLING CAPACITY

Entering Wet Bulb Temperature	Total Air Volume		Outdoor Air Temperature Entering Outdoor Coil																							
			85°F (29°C)						95°F (35°C)						105°F (41°C)						115°F (46°C)					
			Total Cooling Capacity		Comp Motor kW Input	Sensible To Total Ratio (S/T) Dry Bulb			Total Cooling Capacity		Comp Motor kW Input	Sensible To Total Ratio (S/T) Dry Bulb			Total Cooling Capacity		Comp Motor kW Input	Sensible To Total Ratio (S/T) Dry Bulb			Total Cooling Capacity		Comp Motor kW Input	Sensible To Total Ratio (S/T) Dry Bulb		
			kBtuh	kW		75°F 24°C	80°F 27°C	85°F 29°C	kBtuh	kW		75°F 24°C	80°F 27°C	85°F 29°C	kBtuh	kW		75°F 24°C	80°F 27°C	85°F 29°C	kBtuh	kW		75°F 24°C	80°F 27°C	85°F 29°C
63°F (17°C)	1600	755	58.0	17.0	3.70	.76	.90	1.00	55.0	16.1	4.15	.78	.92	1.00	52.0	15.2	4.65	.80	.95	1.00	48.5	14.2	5.21	.83	.98	1.00
	1800	850	59.5	17.4	3.72	.79	.93	1.00	56.5	16.6	4.17	.81	.96	1.00	53.5	15.7	4.67	.83	.98	1.00	50.0	14.7	5.23	.86	1.00	1.00
	2000	945	61.0	17.9	3.74	.81	.96	1.00	58.0	17.0	4.19	.84	.99	1.00	55.0	16.1	4.69	.87	1.00	1.00	51.5	15.1	5.26	.90	1.00	1.00
67°F (19°C)	1600	755	61.5	18.0	3.75	.61	.74	.86	58.5	17.1	4.20	.62	.75	.89	55.0	16.1	4.70	.63	.78	.91	51.5	15.1	5.26	.65	.80	.95
	1800	850	63.0	18.5	3.77	.62	.76	.90	60.0	17.6	4.22	.63	.78	.92	56.5	16.6	4.72	.65	.81	.95	52.5	15.4	5.28	.67	.84	.98
	2000	945	64.5	18.9	3.79	.64	.79	.93	61.5	18.0	4.24	.65	.81	.96	57.5	16.9	4.74	.67	.84	.98	54.0	15.8	5.30	.69	.87	1.00
71°F (22°C)	1600	755	66.0	19.3	3.80	.46	.59	.71	62.5	18.3	4.26	.47	.60	.73	59.0	17.3	4.76	.48	.62	.75	55.0	16.1	5.33	.48	.63	.77
	1800	850	67.0	19.6	3.82	.47	.61	.74	64.0	18.8	4.28	.47	.62	.76	60.5	17.7	4.79	.49	.63	.78	56.5	16.6	5.35	.49	.65	.81
	2000	945	69.0	20.2	3.84	.48	.63	.77	65.0	19.0	4.30	.49	.64	.79	61.5	18.0	4.80	.49	.66	.81	57.5	16.9	5.37	.51	.68	.85

HPXA19-060 - CH23-68 - FIRST STAGE HEATING CAPACITY

Indoor Coil Air Volume 70°F db (21°C db)		Air Temperature Entering Outdoor Coil											
		65°F (18°C)			60°F (16°C)			55°F (13°C)			50°F (10°C)		
		Total Heating Capacity		Comp. Motor kW Input	Total Heating Capacity		Comp. Motor kW Input	Total Heating Capacity		Comp. Motor kW Input	Total Heating Capacity		Comp. Motor kW Input
kBtuh	kW	kBtuh	kW		kBtuh	kW		kBtuh	kW				
1300	615	49.0	14.4	2.78	45.9	13.5	2.76	42.7	12.5	2.73	39.6	11.6	2.71
1400	660	49.5	14.5	2.70	46.4	13.6	2.68	43.3	12.7	2.66	40.1	11.8	2.64
1500	710	49.9	14.6	2.63	46.8	13.7	2.61	43.6	12.8	2.59	40.5	11.9	2.57

HPXA19-060 - CH23-68 - SECOND STAGE HEATING CAPACITY

Indoor Coil Air Volume 70°F db (21°C db)		Air Temperature Entering Outdoor Coil														
		65°F (18°C)			45°F (7°C)			25°F (-4°C)			5°F (-15°C)			-15°F (-26°C)		
		Total Heating Capacity		Comp. Motor kW Input	Total Heating Capacity		Comp. Motor kW Input	Total Heating Capacity		Comp. Motor kW Input	Total Heating Capacity		Comp. Motor kW Input	Total Heating Capacity		Comp. Motor kW Input
kBtuh	kW	kBtuh	kW		kBtuh	kW		kBtuh	kW		kBtuh	kW				
1600	755	64.2	18.8	4.11	49.5	14.5	3.87	33.7	9.9	3.64	24.9	7.3	3.17	12.4	3.6	2.34
1800	850	64.9	19.0	3.99	50.2	14.7	3.75	34.4	10.1	3.52	25.6	7.5	3.05	13.1	3.8	2.22
2000	945	65.5	19.2	3.90	50.8	14.9	3.66	35.0	10.3	3.43	26.2	7.7	2.96	13.7	4.0	2.13

HPXA19-060 - CH23-68 - HEATING PERFORMANCE at 1800 cfm (850 L/s) Indoor Coil Air Volume

*Outdoor Temperature		Compressor Motor kW Input	Total Output	
°F	°C		kBtuh	kW
65	18	3.99	64.9	19.0
60	16	3.92	61.6	18.1
55	13	3.85	58.3	17.1
50	10	3.79	55.1	16.1
47	8	3.75	53.1	15.6
45	7	3.75	50.2	14.7
40	4	3.74	43.0	12.6
35	2	3.73	35.8	10.5
30	-1	3.63	35.1	10.3
25	-4	3.52	34.4	10.1
20	-7	3.41	33.7	9.9
17	-8	3.35	33.3	9.8
15	-9	3.32	32.0	9.4
10	-12	3.26	28.7	8.4
5	-15	3.05	25.6	7.5
0	-18	2.84	22.4	6.6
-5	-21	2.63	19.3	5.7
-10	-23	2.43	16.2	4.7
-15	-26	2.22	13.1	3.8
-20	-29	2.01	10.0	2.9

HEATING AND COOLING RATINGS

5 TON

NOTE - For Temperatures and Capacities not shown in tables, see bulletin - Cooling Unit Rating Table Correction Factor Data in Miscellaneous Engineering Data section.

HPXA19-060 - CH33-62D-2F with G61MPV-60D-135 - FIRST STAGE COOLING CAPACITY

Entering Wet Bulb Temperature	Total Air Volume		Outdoor Air Temperature Entering Outdoor Coil																										
			75°F (24°C)						85°F (29°C)						95°F (35°C)						105°F (41°C)								
			Total Cooling Capacity		Comp Motor kW Input	Sensible To Total Ratio (S/T) Dry Bulb			Total Cooling Capacity		Comp Motor kW Input	Sensible To Total Ratio (S/T) Dry Bulb			Total Cooling Capacity		Comp Motor kW Input	Sensible To Total Ratio (S/T) Dry Bulb			Total Cooling Capacity		Comp Motor kW Input	Sensible To Total Ratio (S/T) Dry Bulb					
			kBtuh	kW		75°F 24°C	80°F 27°C	85°F 29°C	kBtuh	kW		75°F 24°C	80°F 27°C	85°F 29°C	kBtuh	kW		75°F 24°C	80°F 27°C	85°F 29°C	kBtuh	kW		75°F 24°C	80°F 27°C	85°F 29°C	kBtuh	kW	75°F 24°C
63°F (17°C)	1100	520	41.5	12.2	2.05	.73	.86	.97	39.5	11.6	2.40	.75	.87	.99	37.4	11.0	2.79	.76	.90	1.00	35.2	10.3	3.23	.78	.93	1.00			
	1345	635	43.5	12.7	2.05	.77	.91	1.00	41.5	12.2	2.39	.79	.93	1.00	39.5	11.6	2.77	.81	.96	1.00	37.0	10.8	3.22	.83	.99	1.00			
	1540	725	45.0	13.2	2.04	.80	.95	1.00	43.0	12.6	2.38	.82	.97	1.00	40.5	11.9	2.76	.84	1.00	1.00	38.5	11.3	3.20	.87	1.00	1.00			
67°F (19°C)	1100	520	44.0	12.9	2.05	.59	.71	.82	42.0	12.3	2.39	.60	.72	.84	40.0	11.7	2.77	.60	.74	.86	37.6	11.0	3.21	.61	.75	.89			
	1345	635	46.0	13.5	2.04	.61	.74	.87	44.0	12.9	2.38	.62	.76	.89	42.0	12.3	2.76	.63	.78	.92	39.5	11.6	3.19	.65	.80	.95			
	1540	725	47.5	13.9	2.03	.63	.77	.91	45.5	13.3	2.37	.64	.79	.94	43.0	12.6	2.75	.66	.82	.97	40.5	11.9	3.18	.67	.84	1.00			
71°F (22°C)	1100	520	46.5	13.6	2.04	.46	.57	.68	44.5	13.0	2.37	.46	.58	.69	42.5	12.5	2.75	.46	.59	.71	40.0	11.7	3.18	.47	.60	.73			
	1345	635	49.0	14.4	2.03	.47	.59	.72	47.0	13.8	2.36	.47	.60	.73	44.5	13.0	2.74	.47	.62	.75	42.0	12.3	3.17	.48	.63	.77			
	1540	725	50.5	14.8	2.03	.48	.62	.75	48.0	14.1	2.36	.48	.63	.77	46.0	13.5	2.73	.49	.64	.79	43.5	12.7	3.16	.49	.66	.81			

HPXA19-060 - CH33-62D-2F with G61MPV-60D-135 - SECOND STAGE COOLING CAPACITY

Entering Wet Bulb Temperature	Total Air Volume		Outdoor Air Temperature Entering Outdoor Coil																										
			85°F (29°C)						95°F (35°C)						105°F (41°C)						115°F (46°C)								
			Total Cooling Capacity		Comp Motor kW Input	Sensible To Total Ratio (S/T) Dry Bulb			Total Cooling Capacity		Comp Motor kW Input	Sensible To Total Ratio (S/T) Dry Bulb			Total Cooling Capacity		Comp Motor kW Input	Sensible To Total Ratio (S/T) Dry Bulb			Total Cooling Capacity		Comp Motor kW Input	Sensible To Total Ratio (S/T) Dry Bulb					
			kBtuh	kW		75°F 24°C	80°F 27°C	85°F 29°C	kBtuh	kW		75°F 24°C	80°F 27°C	85°F 29°C	kBtuh	kW		75°F 24°C	80°F 27°C	85°F 29°C	kBtuh	kW		75°F 24°C	80°F 27°C	85°F 29°C	kBtuh	kW	75°F 24°C
63°F (17°C)	1790	845	58.5	17.1	3.71	.77	.90	1.00	55.5	16.3	4.16	.78	.93	1.00	52.5	15.4	4.66	.80	.95	1.00	49.0	14.4	5.21	.83	.99	1.00			
	1990	940	60.0	17.6	3.73	.79	.93	1.00	57.0	16.7	4.18	.81	.96	1.00	54.0	15.8	4.68	.83	.99	1.00	50.5	14.8	5.24	.87	1.00	1.00			
	2195	1035	61.5	18.0	3.74	.81	.96	1.00	58.5	17.1	4.19	.84	.99	1.00	55.0	16.1	4.70	.86	1.00	1.00	52.0	15.2	5.27	.90	1.00	1.00			
67°F (19°C)	1790	845	62.0	18.2	3.75	.61	.74	.87	59.0	17.3	4.21	.62	.76	.89	55.5	16.3	4.71	.63	.78	.92	52.0	15.2	5.27	.65	.81	.95			
	1990	940	63.5	18.6	3.77	.63	.77	.90	60.5	17.7	4.23	.64	.78	.92	57.0	16.7	4.73	.65	.81	.95	53.5	15.7	5.29	.67	.84	.99			
	2195	1035	65.0	19.0	3.79	.64	.79	.93	62.0	18.2	4.25	.66	.81	.96	58.0	17.0	4.75	.67	.84	.99	54.5	16.0	5.31	.69	.87	1.00			
71°F (22°C)	1790	845	66.0	19.3	3.80	.47	.59	.71	62.0	18.3	4.26	.47	.61	.73	59.5	17.4	4.77	.48	.62	.75	55.5	16.3	5.33	.49	.63	.78			
	1990	940	67.0	19.6	3.83	.48	.61	.74	64.0	18.8	4.28	.49	.62	.76	60.5	17.7	4.79	.49	.64	.78	57.0	16.7	5.36	.50	.66	.81			
	2195	1035	69.0	20.2	3.85	.49	.63	.76	65.0	19.0	4.30	.49	.64	.79	62.0	18.2	4.81	.50	.66	.81	58.0	17.0	5.37	.51	.68	.84			

HPXA19-060 - CH33-62D-2F with G61MPV-60D-135 - FIRST STAGE HEATING CAPACITY

Indoor Coil Air Volume 70°F db (21°C db)	Air Temperature Entering Outdoor Coil																
	65°F (18°C)			60°F (16°C)			55°F (13°C)			50°F (10°C)							
	cfm	L/s	Total Heating Capacity	Comp. Motor kW Input	kBtuh	kW	Total Heating Capacity	Comp. Motor kW Input	kBtuh	kW	Total Heating Capacity	Comp. Motor kW Input	kBtuh	kW	Total Heating Capacity	Comp. Motor kW Input	kBtuh
1100	520	46.2	13.5	3.26	43.1	12.6	3.23	40.1	11.8	3.20	37.0	10.8	3.17				
1345	635	47.6	14.0	2.99	44.5	13.0	2.96	41.4	12.1	2.93	38.4	11.3	2.90				
1540	725	48.4	14.2	2.84	45.4	13.3	2.81	42.3	12.4	2.78	39.2	11.5	2.75				

HPXA19-060 - CH33-62D-2F with G61MPV-60D-135 - SECOND STAGE HEATING CAPACITY

Indoor Coil Air Volume 70°F db (21°C db)	Air Temperature Entering Outdoor Coil																
	65°F (18°C)			45°F (7°C)			25°F (-4°C)			5°F (-15°C)			-15°F (-26°C)				
	cfm	L/s	Total Heating Capacity	Comp. Motor kW Input	kBtuh	kW	Total Heating Capacity	Comp. Motor kW Input	kBtuh	kW	Total Heating Capacity	Comp. Motor kW Input	kBtuh	kW	Total Heating Capacity	Comp. Motor kW Input	kBtuh
1790	845	63.0	18.5	4.29	48.6	14.2	4.05	33.1	9.7	3.82	24.4	7.2	3.32	12.0	3.5	2.45	
1990	940	64.0	18.8	4.18	49.6	14.5	3.94	34.1	10.0	3.71	25.4	7.4	3.21	13.0	3.8	2.34	
2195	1035	65.0	19.0	4.11	50.6	14.8	3.86	35.1	10.3	3.63	26.4	7.7	3.14	14.0	4.1	2.26	

HPXA19-060 - CH33-62D-2F with G61MPV-60D-135 - HEATING PERFORMANCE at 1990 cfm (940 L/s) Indoor Coil Air Volume

*Outdoor Temperature		Compressor Motor kW Input		Total Output	
°F	°C	kW	kBtuh	kW	kBtuh
65	18	4.18	64.0	18.8	327.0
60	16	4.12	60.8	17.8	311.0
55	13	4.05	57.6	16.9	296.0
50	10	3.98	54.4	15.9	281.0
47	8	3.94	52.4	15.4	271.0
45	7	3.94	49.6	14.5	257.0
40	4	3.93	42.5	12.5	215.0
35	2	3.93	35.4	10.4	179.0
30	-1	3.82	34.8	10.2	175.0
25	-4	3.71	34.1	10.0	171.0
20	-7	3.59	33.5	9.8	167.0
17	-8	3.53	33.1	9.7	165.0
15	-9	3.50	31.8	9.3	160.0
10	-12	3.43	28.6	8.4	145.0
5	-15	3.21	25.4	7.4	130.0
0	-18	2.99	22.3	6.5	115.0
-5	-21	2.77	19.2	5.6	100.0
-10	-23	2.56	16.1	4.7	85.0
-15	-26	2.34	13.0	3.8	70.0
-20	-29	2.12	9.9	2.9	50.0

HEATING AND COOLING RATINGS

5 TON

NOTE - For Temperatures and Capacities not shown in tables, see bulletin - Cooling Unit Rating Table Correction Factor Data in Miscellaneous Engineering Data section.

HPXA19-060 - CH33-62D-2F with G60UHV-60D-135 - FIRST STAGE COOLING CAPACITY

Entering Wet Bulb Temperature	Total Air Volume		Outdoor Air Temperature Entering Outdoor Coil																							
			75°F (24°C)						85°F (29°C)						95°F (35°C)						105°F (41°C)					
	cfm	L/s	Total Cooling Capacity		Comp Motor kW Input	Sensible To Total Ratio (S/T) Dry Bulb			Total Cooling Capacity		Comp Motor kW Input	Sensible To Total Ratio (S/T) Dry Bulb			Total Cooling Capacity		Comp Motor kW Input	Sensible To Total Ratio (S/T) Dry Bulb			Total Cooling Capacity		Comp Motor kW Input	Sensible To Total Ratio (S/T) Dry Bulb		
			kBtuh	kW		75°F 24°C	80°F 27°C	85°F 29°C	kBtuh	kW		75°F 24°C	80°F 27°C	85°F 29°C	kBtuh	kW		75°F 24°C	80°F 27°C	85°F 29°C	kBtuh	kW		75°F 24°C	80°F 27°C	85°F 29°C
63°F (17°C)	1230	580	42.5	12.5	2.05	.75	.88	1.00	40.5	11.9	2.39	.77	.91	1.00	38.5	11.3	2.78	.79	.93	1.00	36.2	10.6	3.22	.81	.96	1.00
	1340	630	43.5	12.7	2.05	.77	.91	1.00	41.5	12.2	2.39	.79	.93	1.00	39.5	11.6	2.77	.81	.96	1.00	37.0	10.8	3.22	.83	.99	1.00
	1400	660	44.0	12.9	2.04	.78	.92	1.00	42.0	12.3	2.39	.80	.95	1.00	40.0	11.7	2.77	.82	.97	1.00	37.4	11.0	3.21	.84	1.00	1.00
67°F (19°C)	1230	580	45.0	13.2	2.04	.60	.73	.85	43.0	12.6	2.38	.61	.74	.87	41.0	12.0	2.76	.62	.76	.89	38.5	11.3	3.20	.63	.78	.92
	1340	630	46.0	13.5	2.04	.61	.74	.87	44.0	12.9	2.38	.62	.76	.89	42.0	12.3	2.76	.63	.78	.92	39.5	11.6	3.19	.65	.80	.95
	1400	660	46.5	13.6	2.04	.62	.75	.88	44.5	13.0	2.37	.63	.77	.91	42.5	12.5	2.75	.64	.79	.94	40.0	11.7	3.19	.66	.82	.97
71°F (22°C)	1230	580	48.0	14.1	2.03	.46	.58	.70	46.0	13.5	2.37	.47	.59	.72	43.5	12.7	2.74	.47	.60	.73	41.5	12.2	3.18	.47	.62	.75
	1340	630	49.0	14.4	2.03	.47	.60	.72	47.0	13.8	2.36	.47	.61	.73	44.5	13.0	2.74	.48	.62	.75	42.0	12.3	3.17	.48	.63	.78
	1400	660	49.5	14.5	2.03	.47	.60	.73	47.5	13.9	2.36	.48	.61	.75	45.0	13.2	2.74	.48	.63	.76	42.5	12.5	3.17	.49	.64	.79

HPXA19-060 - CH33-62D-2F with G60UHV-60D-135 - SECOND STAGE COOLING CAPACITY

Entering Wet Bulb Temperature	Total Air Volume		Outdoor Air Temperature Entering Outdoor Coil																							
			85°F (29°C)						95°F (35°C)						105°F (41°C)						115°F (46°C)					
	cfm	L/s	Total Cooling Capacity		Comp Motor kW Input	Sensible To Total Ratio (S/T) Dry Bulb			Total Cooling Capacity		Comp Motor kW Input	Sensible To Total Ratio (S/T) Dry Bulb			Total Cooling Capacity		Comp Motor kW Input	Sensible To Total Ratio (S/T) Dry Bulb			Total Cooling Capacity		Comp Motor kW Input	Sensible To Total Ratio (S/T) Dry Bulb		
			kBtuh	kW		75°F 24°C	80°F 27°C	85°F 29°C	kBtuh	kW		75°F 24°C	80°F 27°C	85°F 29°C	kBtuh	kW		75°F 24°C	80°F 27°C	85°F 29°C	kBtuh	kW		75°F 24°C	80°F 27°C	85°F 29°C
63°F (17°C)	1760	830	58.5	17.1	3.70	.76	.90	1.00	55.5	16.3	4.15	.78	.92	1.00	52.5	15.4	4.65	.80	.95	1.00	49.0	14.4	5.21	.83	.98	1.00
	1905	900	59.5	17.4	3.72	.78	.92	1.00	56.5	16.6	4.17	.80	.95	1.00	53.0	15.5	4.67	.82	.97	1.00	50.0	14.7	5.23	.85	1.00	1.00
	2000	945	60.0	17.6	3.73	.79	.93	1.00	57.0	16.7	4.18	.81	.96	1.00	53.5	15.7	4.68	.83	.99	1.00	50.5	14.8	5.24	.86	1.00	1.00
67°F (19°C)	1760	830	62.0	18.2	3.75	.61	.74	.86	59.0	17.3	4.20	.62	.76	.88	55.5	16.3	4.71	.63	.78	.91	52.0	15.2	5.27	.65	.80	.95
	1905	900	63.0	18.5	3.76	.62	.76	.88	59.5	17.4	4.22	.63	.77	.91	56.5	16.6	4.72	.64	.80	.94	53.0	15.5	5.28	.66	.82	.98
	2000	945	63.5	18.6	3.77	.63	.76	.90	60.5	17.7	4.23	.64	.78	.92	57.0	16.7	4.73	.65	.81	.95	53.5	15.7	5.29	.67	.84	.99
71°F (22°C)	1760	830	66.0	19.3	3.80	.47	.59	.71	62.5	18.3	4.26	.48	.60	.73	59.0	17.3	4.77	.48	.62	.75	55.5	16.3	5.33	.49	.63	.78
	1905	900	67.0	19.6	3.82	.48	.60	.73	63.5	18.6	4.27	.48	.62	.75	60.0	17.6	4.78	.49	.63	.77	56.5	16.6	5.35	.49	.65	.80
	2000	945	67.0	19.6	3.83	.48	.61	.74	64.0	18.8	4.28	.48	.62	.76	60.5	17.7	4.79	.49	.64	.78	57.0	16.7	5.36	.50	.66	.81

HPXA19-060 - CH33-62D-2F with G60UHV-60D-135 - FIRST STAGE HEATING CAPACITY

Indoor Coil Air Volume 70°F db (21°C db)	Air Temperature Entering Outdoor Coil															
	65°F (18°C)				60°F (16°C)				55°F (13°C)				50°F (10°C)			
	cfm	L/s	Total Heating Capacity kBtuh	kW	Comp. Motor kW Input	Total Heating Capacity kBtuh	kW	Comp. Motor kW Input	Total Heating Capacity kBtuh	kW	Comp. Motor kW Input	Total Heating Capacity kBtuh	kW	Comp. Motor kW Input		
1236	585	46.9	13.7	3.09	43.9	12.9	3.06	40.8	12.0	3.03	37.8	11.1	3.00			
1340	630	47.5	13.9	2.99	44.5	13.0	2.97	41.5	12.2	2.94	38.5	11.3	2.91			
1400	660	47.9	14.0	2.95	44.9	13.2	2.92	41.9	12.3	2.89	38.9	11.4	2.86			

HPXA19-060 - CH33-62D-2F with G60UHV-60D-135 - SECOND STAGE HEATING CAPACITY

Indoor Coil Air Volume 70°F db (21°C db)	Air Temperature Entering Outdoor Coil																			
	65°F (18°C)				45°F (7°C)				25°F (-4°C)				5°F (-15°C)				-15°F (-26°C)			
	cfm	L/s	Total Heating Capacity kBtuh	kW	Comp. Motor kW Input	Total Heating Capacity kBtuh	kW	Comp. Motor kW Input	Total Heating Capacity kBtuh	kW	Comp. Motor kW Input	Total Heating Capacity kBtuh	kW	Comp. Motor kW Input	Total Heating Capacity kBtuh	kW	Comp. Motor kW Input			
1760	835	63.1	18.5	4.30	48.7	14.3	4.05	33.3	9.8	3.82	24.6	7.2	3.33	12.4	3.6	2.44				
1905	900	63.6	18.6	4.22	49.2	14.4	3.97	33.8	9.9	3.74	25.1	7.4	3.25	12.9	3.8	2.36				
2000	945	63.7	18.7	4.18	49.3	14.4	3.94	33.9	9.9	3.71	25.2	7.4	3.21	13.0	3.8	2.33				

HPXA19-060 - CH33-62D-2F with G60UHV-60D-135 - HEATING PERFORMANCE at 1905 cfm (900 L/s) Indoor Coil Air Volume

*Outdoor Temperature		Compressor Motor kW Input	Total Output	
°F	°C		kBtuh	kW
65	18	4.22	63.6	18.6
60	16	4.15	60.4	17.7
55	13	4.08	57.2	16.8
50	10	4.01	53.9	15.8
47	8	3.97	52.0	15.2
45	7	3.97	49.2	14.4
40	4	3.97	42.2	12.4
35	2	3.96	35.1	10.3
30	-1	3.85	34.4	10.1
25	-4	3.74	33.8	9.9
20	-7	3.63	33.1	9.7
17	-8	3.56	32.7	9.6
15	-9	3.54	31.4	9.2
10	-12	3.47	28.2	8.3
5	-15	3.25	25.1	7.4
0	-18	3.03	22.1	6.5
-5	-21	2.80	19.0	5.6
-10	-23	2.58	15.9	4.7
-15	-26	2.36	12.9	3.8
-20	-29	2.14	9.8	2.9