



# SUBMITTAL DATA – WALL-MOUNTED

## 3PB036S4S-1P - 3WMB036S4-1P

### SINGLE ZONE MINI-SPLIT HEAT PUMP

Job: \_\_\_\_\_  
 Location: \_\_\_\_\_  
 Schedule No.: \_\_\_\_\_  
 System Designation: \_\_\_\_\_

Engineer: \_\_\_\_\_  
 Architect: \_\_\_\_\_  
 Date: \_\_\_\_\_  
 For:  Reference  Approval  Review  Construction

## FEATURES

Outdoor Unit: 3PB036S4S-1P

Indoor Unit: 3WMB036S4-1P



- DC Inverter Control
- Defrost Control
- Compressor Overcurrent Protection

- Pre-Heat Function
- Auto Restart
- Three Speed Fan
- Flare Connections
- Multi-Refrigerant Outlet
- LED Readout
- Wireless Remote Included

## PIPING

### Line Set and Elevation Guidelines

Maximum Line Set Length ft. (m)	213 (65)
Maximum Elevation - Outdoor Unit Below/Above Indoor Unit ft. (m)	98 (30)
Liquid Line Set Diameter (in.)	3/8
Gas Line Set Diameter (in.)	5/8
Pre-Charged (ft.)	25
Additional Charge Per Ft. (oz.)	0.322

## PRODUCT WARRANTY

Compressor – Twelve year limited warranty\*  
 All other covered components - Twelve year limited warranty\*  
 \*Product registration required

## OPTIONAL ACCESSORIES

Non-Programmable Controller (M0STAT61Q-1)  
 Programmable Controller (M0STAT64Q-1)  
 Hail Guards (M9GARD17Q-1)  
 Mini-Split IDU Controls Wiring Harness\*

\*Required for BACnet & Lennox VRF Manager (LVM)



NOTE – Due to Lennox' ongoing commitment to quality, Specifications, Ratings, and Dimensions are subject to change without notice and without incurring liability. Improper installation, adjustment, alteration, service or maintenance can cause property damage or personal injury. Installation and service must be performed by a qualified installer and servicing agency.



# SUBMITTAL DATA – WALL-MOUNTED 3PB036S4S-1P - 3WMB036S4-1P

SINGLE ZONE MINI-SPLIT HEAT PUMP

## OUTDOOR SPECIFICATIONS

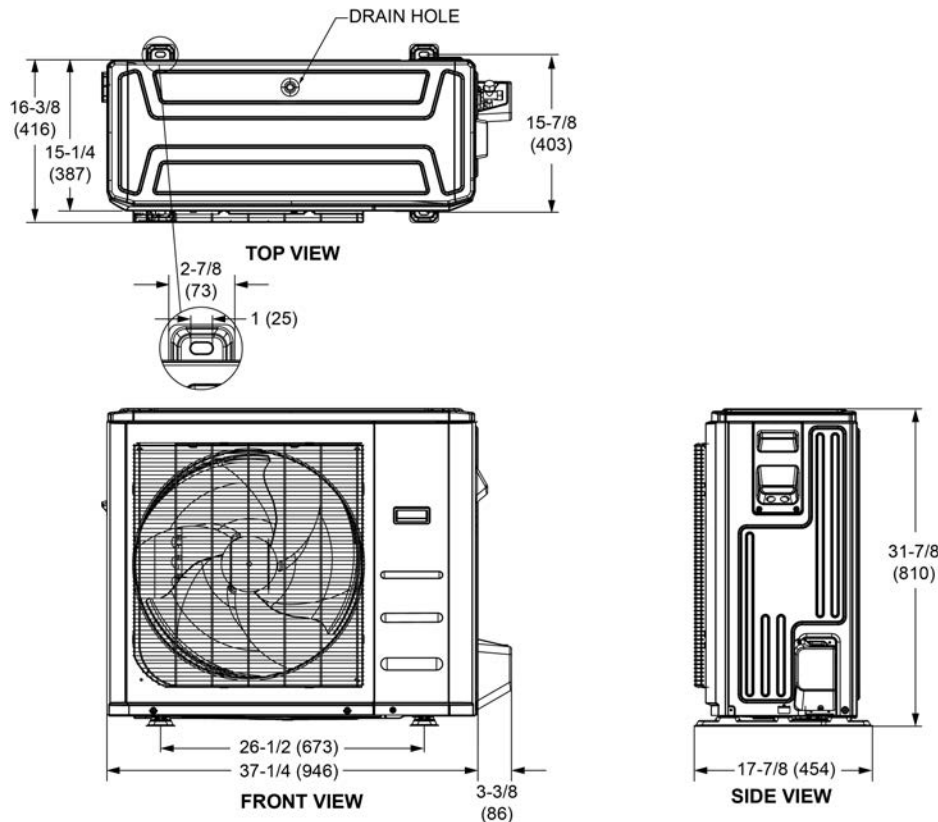
PERFORMANCE	
Cooling Capacity (Btu/h) <sup>1</sup>	36,000
EER	8.60
SEER	16
Heating Capacity (Btu/h) <sup>1</sup>	36,000
HSPF	8.50
Outdoor Fan Total Air Volume (CFM)	2,130
Ambient Temperature Operating Range	
Cooling	-13°F - 122°F
Heating	-13°F - 86°F
ELECTRICAL DATA	
Power Supply (V/Hz/Φ)	208-230/60/1
Minimum Circuit Ampacity (A)	25
Maximum Overcurrent Protection (A)	35
Outdoor Fan Motor RLA (A)	0.6
Compressor RLA (A)	17
No. of Compressors	1

GENERAL DATA	
Connection Ratio (%)	100%
Max. # of Indoor Units	1 unit
Sound Data (dBA) - Cooling/Heating	59/59
Refrigerant type	R-410A
Factory refrigerant charge	7 lbs. 8 oz.
DIMENSIONS	
Unit Dimensions (in)	Height 31-7/8 Width 37-1/4 Depth 17-7/8
Shipping Weight (lb)	158
Net Weight (lb)	146

**NOTES**

1. Cooling and Heating Capacity data is rated at the following conditions:  
Cooling: 80°FDB / 67°FWB Indoor, 95°FDB Outdoor  
Heating: 70°FDB Indoor, 47°FDB / 43°FWB Outdoor

## OUTDOOR DIMENSIONAL DRAWINGS - INCHES (MM)



NOTE – Due to Lennox' ongoing commitment to quality, Specifications, Ratings, and Dimensions are subject to change without notice and without incurring liability. Improper installation, adjustment, alteration, service or maintenance can cause property damage or personal injury. Installation and service must be performed by a qualified installer and servicing agency.



# SUBMITTAL DATA - **WALL-MOUNTED**

## **3PB036S4S-1P - 3WMB036S4-1P**

### SINGLE ZONE MINI-SPLIT HEAT PUMP

#### INDOOR SPECIFICATIONS

##### PERFORMANCE

Airflow (CFM)	High	794
	Medium	647
	Low	500
Sound Pressure (dBA)	High	48.5
	Medium	44
	Low	38

##### ELECTRICAL DATA

Power Supply (V/Hz/Φ)	Supplied by ODU
Rated load amps (RLA)	0.5
Power Output (W)	60

##### DIMENSIONS

Unit Dimensions (in)	Height	13-1/2
	Width	46-3/4
	Depth	10-1/4
Unit Net/Shipping Weight (lb)		40/50

##### PIPING

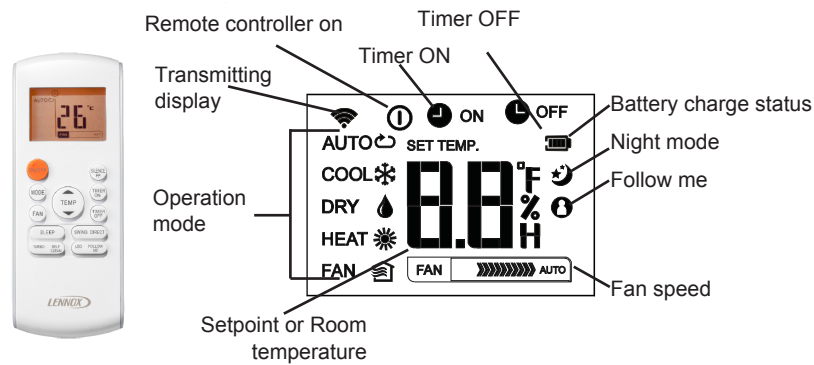
Liquid/Gas O.D. Flare (in.)	3/8 , 5/8
Drain Connection O.D. (in.)	0.69

#### WIRELESS REMOTE CONTROLLER SPECIFICATIONS

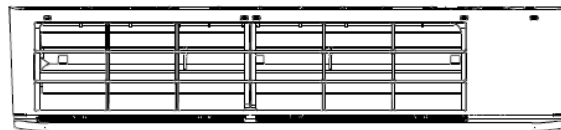
##### M0STAT60Q-1

Power Supply	2 AAA Batteries (Included)
Setpoint Range	62°F - 86°F
Operating Temperature Range	23°F - 140°F
Operating Humidity Range (RH)	40% to 90%
Effective Receiving Range	26 ft.

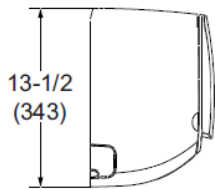
#### DISPLAY



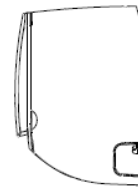
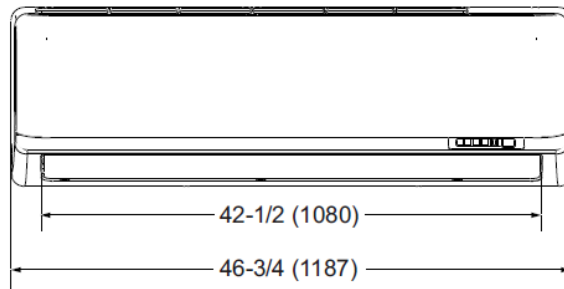
#### INDOOR DIMENSIONAL DRAWINGS - INCHES (MM)



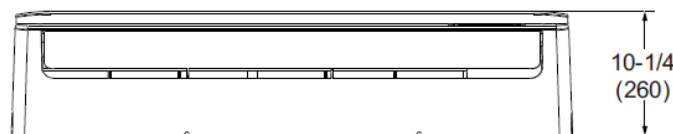
TOP VIEW



SIDE VIEW



SIDE VIEW



BOTTOM VIEW

NOTE – Due to Lennox' ongoing commitment to quality, Specifications, Ratings, and Dimensions are subject to change without notice and without incurring liability. Improper installation, adjustment, alteration, service or maintenance can cause property damage or personal injury. Installation and service must be performed by a qualified installer and servicing agency.