



SUBMITTAL DATA - INDOOR UNIT

V22A007S4-2P

VRF HEAT PUMP & HEAT RECOVERY

Job: _____

Location: _____

Schedule No.: _____

System Designation: _____

Engineer: _____

Architect: _____

Date: _____

For: Reference Approval Review Construction

2x2 Ceiling Cassette Indoor Unit

FEATURES

- Pre Heat Function
- Auto Addressing
- Auto Restart
- Integral Condensate Pump
- Electronic Expansion Valve
- 360° Air Distribution
- Flare Connections
- LED Display
- Washable Filter
- Refrigerant R-410A
- Four capacity sizes from 7,000 to 15,000 Btu/h

SPECIFICATIONS

PERFORMANCE

Cooling Capacity ¹ (Btu/h)		7,000
Heating Capacity ¹ (Btu/h)		8,200
Airflow (CFM)	High	234
	Medium	172
	Low	127
External Static Pressure (in. WC)		-
Sound Pressure (dBA)	High	35.8
	Medium	33.4
	Low	23.4

ELECTRICAL DATA

Power Supply (V/Hz/Φ)	208-230/60/1
Minimum circuit ampacity (MCA)	0.3
Max. Overcurrent Protection (MOCP)	15
Cooling Power Input ² (W)	50
Cooling Rated current (A)	0.25
Heating Power Input ² (W)	50
Heating Rated current (A)	0.25
Indoor Fan Motor Input (W)	37.8

DIMENSIONS

Unit Dimensions (in)	Height	10-3/8
	Width	22-5/8
	Depth	22-5/8
Diffuser Panel Dimensions (in)	Height	2
	Width	25-1/2
	Depth	25-1/2
Liquid Pipe Connection (in)		1/4
Gas Pipe Connection (in)		1/2
Condensate drain connection (in)		(1) 1
Unit Shipping Weight (lb)		44
Unit Net Weight (lb)		37
Diffuser Panel Shipping Weight (lb)		11
Diffuser Panel Net Weight (lb)		7



OPTIONAL ACCESSORIES

<input type="checkbox"/> Non-Programmable Controller	V0STAT54P
<input type="checkbox"/> Programmable Controller	V0STAT51P
<input type="checkbox"/> Infrared Wireless Controller	V0STAT52P-1
<input type="checkbox"/> Infrared Sensor	V0SNSR78P-1
<input type="checkbox"/> HHE Relay Kit	V0CTRL92P-1
<input type="checkbox"/> Hotel Keycard Interface	V0CTRL88P-1

NOTES

1. Cooling and Heating capacity data is rated at the following conditions:
Cooling: 80°FDB / 67°FWB Indoor, 95°FDB Outdoor
Heating: 70°FDB Indoor, 47°FDB / 43°FWB Outdoor
2. Power Input values are rated at high fan speed.

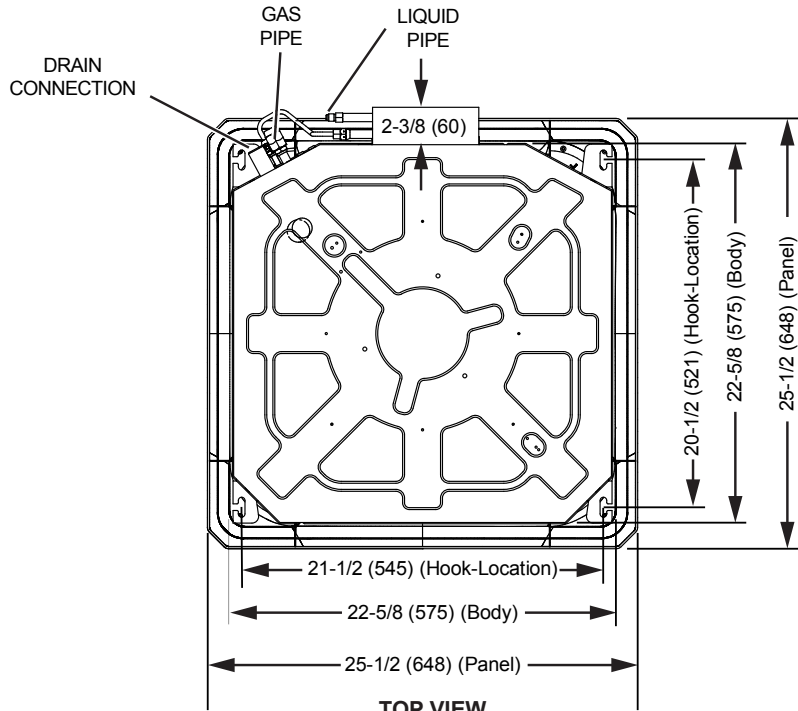


NOTE – Due to Lennox' ongoing commitment to quality, Specifications, Ratings and Dimensions subject to change without notice and without incurring liability. Improper installation, adjustment, alteration, service or maintenance can cause property damage or personal injury. Installation and service must be performed by a qualified installer and servicing agency.

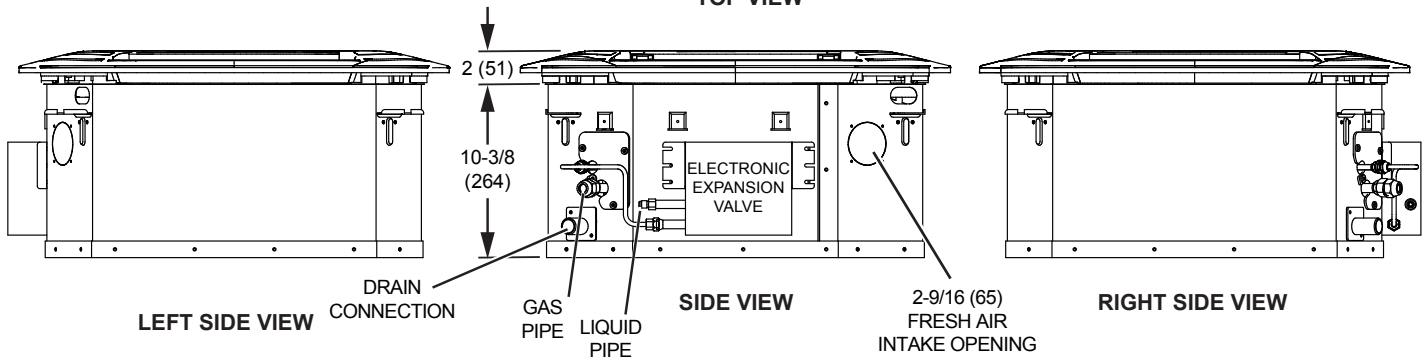


SUBMITTAL DATA - INDOOR UNIT
V22A007S4-2P
 VRF HEAT PUMP & HEAT RECOVERY

DIMENSIONAL DRAWINGS - INCHES (MM)



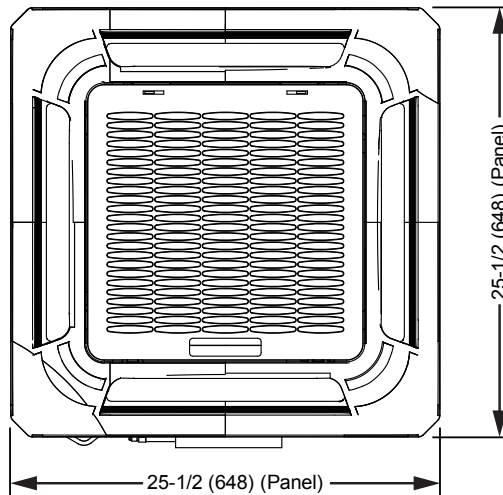
TOP VIEW



LEFT SIDE VIEW

SIDE VIEW

RIGHT SIDE VIEW



BOTTOM (PANEL) VIEW

NOTE - Due to Lennox' ongoing commitment to quality, Specifications, Ratings and Dimensions subject to change without notice and without incurring liability. Improper installation, adjustment, alteration, service or maintenance can cause property damage or personal injury. Installation and service must be performed by a qualified installer and servicing agency.