

Job: \_\_\_\_\_  
 Location: \_\_\_\_\_  
 Schedule No.: \_\_\_\_\_  
 System Designation: \_\_\_\_\_

Engineer: \_\_\_\_\_  
 Architect: \_\_\_\_\_  
 Location: \_\_\_\_\_  
 Date: \_\_\_\_\_  
 For:  Reference  Approval  Review  Construction

## Floor Standing Indoor Unit (Cased)

### FEATURES

- Pre Heat Function
- Auto Addressing
- Auto Restart
- Electronic Expansion Valve
- High-Efficiency DC Motor
- Receiver/Display Panel
- Air Filter
- Flare Connections
- Refrigerant R-410A
- Six Capacity Sizes from 7,500 to 24,000 Btu/h

### WARRANTY

- 10-year limited warranty.\*See warranty for details.

### SPECIFICATIONS

#### PERFORMANCE

Cooling Capacity <sup>1</sup> (Btu/h)	24,000
Heating Capacity <sup>1</sup> (Btu/h)	27,000
Airflow (CFM)	Low/Medium/High 422/490/545
External Static Pressure (in. w.g.)	0
Sound (dBA)	Low/Medium/High 38.7/40.8/43.1

#### ELECTRICAL DATA

Power Supply (Volts/Hertz/Phase)	208-230/60/1
Minimum Circuit Ampacity (MCA) (A)	0.64
Maximum Overcurrent Protection (MOP) (A)	15
Cooling Power Input (W)	53
Cooling Rated Current (A)	0.4
Heating Power Input (W)	57
Heating Rated Current (A)	0.4
Indoor Fan Motor Input (W)	60

#### DIMENSIONS

Unit Dimensions (in)	Width	40-1/8
	Height	19-1/2
	Depth	7-7/8
Liquid Pipe Connection (in) (I.D.)		3/8
Gas Pipe Connection (in) (I.D.)		5/8
Drain Connection (in) (O.D.)		3/4
Net Weight (lb)		49
Shipping Weight (lb)		62



### OPTIONAL ACCESSORIES

<input type="checkbox"/> Wired Controller	V0STAT55P-3
<input type="checkbox"/> Support Feet	V8VSA001-3P
<input type="checkbox"/> Hotel Keycard Interface	V0CTRL88P-1

### NOTES

1. Cooling and Heating capacity data is rated at the following conditions:  
 Cooling: 80°FDB / 67°FWB Indoor, 95°FDB  
 Outdoor Heating: 70°FDB Indoor, 47°FDB / 43°FWB Outdoor.

NOTE - Due to Lennox' ongoing commitment to quality, Specifications, Ratings and Dimensions subject to change without notice and without incurring liability. Improper installation, adjustment, alteration, service or maintenance can cause property damage or personal injury. Installation and service must be performed by a qualified installer and servicing agency.




**DIMENSIONAL DRAWINGS - INCHES (MM)**

**VSCA024H4**

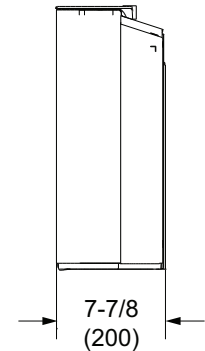
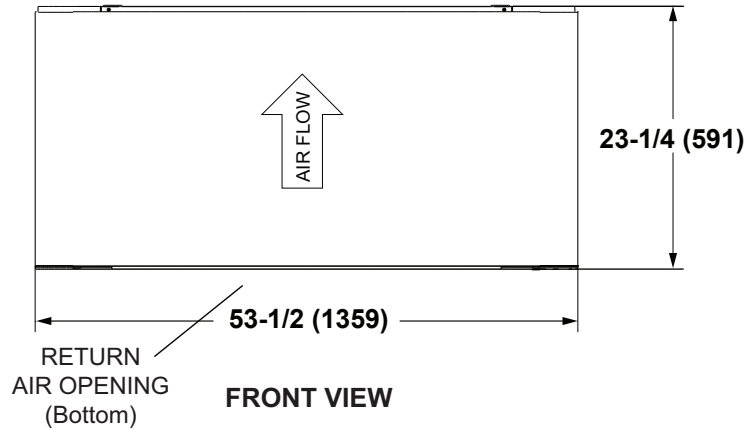


**TOP VIEW**

SUPPLY  
AIR OPENING



**LEFT SIDE VIEW**



**RIGHT SIDE VIEW**

NOTE - Optional Feet (not shown) add 3-1/2 in. (89 mm) to the overall height



**BOTTOM VIEW**

